


The **essential guide** to
marketing in a digital world

Red & Yellow

7th Edition



EMARKETING

First edition published 2008
by Quirk eMarketing (Pty) Ltd.

This edition published 2022
by The Red & Yellow Creative School of Business
97 Durham Avenue, Cape Town

© 2008, 2009, 2010, 2011, 2013, 2018, 2022
Red and Yellow Holdings (Pty) Ltd.

ISBN: 978-0-6397-0780-8

Copy editor: Ulla Schöler
Proofreader: Natasha Himmelman
Production manager: Karien Hutchison from Hutch-in-Hand Content Boutique

Book design by Robin Yule from Cheekychilli Design
Cover design by Chloë Saville from Studio Saville
Typesetting by Richard Auckland from Line and Space Services

Typeset in Acumin Pro 9.5pt on 14pt and printed by xxx

Trademarks

All terms or names used in this book that are known to be trademarks or service marks have been appropriately capitalised. Red & Yellow (Pty) Ltd cannot attest to the accuracy of this information. Use of a term in this book should not be regarded as affecting the validity of any trademark or service mark.

We have also made every effort to obtain permission for, and to acknowledge, copyright material. Please refer to the section at the end of each chapter for detailed acknowledgements. Should any copyright infringement have occurred, please contact us and we will make every effort to rectify the omission or error in the event of a reprint or new edition.

You can contact us on textbook@redandyellow.co.za.

Warning and disclaimer

Every effort has been made to make this book as complete and accurate as possible, but no warranties regarding its contents, whether fact, speculation or opinion, are made, nor its fitness for any use implied. This information provided is on an 'as is' basis. The author, compiler and Red & Yellow (Pty) Ltd shall have neither liability nor responsibility to any person or entity with respect to any loss or damages arising from the information contained in this book. Full details of Red & Yellow (Pty) Ltd may be obtained via its website (www.redandyellow.co.za) or may be requested directly at textbook@redandyellow.co.za.

This book is published under the Creative Commons Attribution-Non Commercial ShareAlike 3.0 Unported license. This means you can share and distribute this work, as long as you do not use it for commercial gain, and you credit the publishers.

For more information you can visit: www.creativecommons.org or www.redandyellow.co.za/textbook.

Dear Reader,

Since our 10th Anniversary Edition of *eMarketing: The Essential Guide to Marketing in a Digital World*, we have witnessed a global wave of change that has had an undeniable impact on how we live, connect, and communicate worldwide. There is no doubt that the COVID-19 pandemic has, and will continue to have, a lasting effect on human reality. With this in mind, we are incredibly proud to present the 7th Edition of our textbook.

The pandemic has sped up digital transformation and technologies by several years, which is why we've adopted an alternative approach to revisiting the contents of this textbook. Every digital marketing element has changed significantly since our last edition, and for this reason, we have aligned this textbook with the latest trends and developments in evolved marketing structures. Consumer and user-experience continue to influence all strategic marketing decisions, while technology and data-driven insights fuel decision-making to accelerate results for businesses.

We've revisited each part and changed the titles to **Planning, Claiming, Creating, Uniting, Advertising** and **Analysing** – a slight departure from our previous edition – to focus on the integration of technology and data in every aspect of marketing to enhance customer experience and secure business success through meaningful engagement and connections. We have reorganised the contents of this edition with updated statistics and new case studies.

You will notice that we have elaborated on planning and strategy to set the context and framework for digital marketing, with a strong focus on content as an essential part of **Creating**. The structure of the textbook explores why customers and data have become so essential to marketing, and how brands can use customer data to market more effectively. We have also included dedicated chapters like **Content marketing and value** and **Content creation** as the primary means to connect and engage with customers. Because of the evolution of technology and data-driven insights, we've dedicated three chapters to **Advertising** to unpack the extent of opportunities that have progressed over the past few years. An exciting new chapter titled **Future of advertising**, looks at how technology has and continues to change advertising into the future, as well as how marketers and business owners can take full advantage of authentic content and online connections to build brand presence and foster loyalty.

All the content has been critically reviewed by our experienced panel of subject matter experts who have given their time and expertise freely to deliver this comprehensive and insightful edition. Their commitment and support, thereby giving back to the digital community, made this possible. We are incredibly proud of this achievement, and we thank every person who has contributed. We are humbled by the relentless pursuit to deliver this book, despite the copious amount of work it has taken. We believe that knowledge is power and developing the skills to action this power is what sets the achievers apart from the rest. We believe that for education to have an effective future, it needs partnership between the private and academic sectors to ensure students are being taught the latest thinking from the coalface of business innovation. By making our textbook available for free online, we hope to ensure that the very

best education is as accessible as it can be to as many people as possible. In fact, less than 10% of the many institutions who use our book pay for it, and we are delighted by this. We want to make a lasting impression, and this is an important part of us achieving that.

We hope you enjoy our book and remember, the most important thing any human can do is teach, even if you're not a teacher. Share your knowledge and make the world a better place.

If you want to go quickly, go alone. If you want to go far, go together.

African proverb

ACKNOWLEDGEMENTS

The 7th Edition was updated and written by Dionne Solomons, Tania Kliphuis and Michelle Wadley on behalf of Red & Yellow. They worked tirelessly to ensure that the information in this title was updated and accurate, as well as enjoyable for the reader.

Multiple experts have contributed to the various chapters in this edition. Our great appreciation and thanks go to:

- **Carlos Menezes** is a digital leader with 15 years' experience across classical marketing consulting, digital marketing, brand strategy, and advertising. His industry experience extends from SaaS to media and entertainment, and everything in between.
- **Chloé Holenstein** is a digital marketing and strategy specialist with more than eight years' experience. She focuses on building purpose-driven brands that promote action within their communities.
- **Craig Strydom** is a copywriter, creative director, and all-round content writer with a career spanning over 20 years. He has worked for nine ad agencies in three countries and on two continents.
- **Daniel Cilliers** is a full stack developer in FinTech and wants his code to help make people's lives easier. To him, code is like building with Lego – the possibilities are only limited by your creativity.
- **Elizabeth Lee Ming** is passionate about digital, CRM and driving thought-leadership in customer-centricity. With over 17 years' experience in marketing, she has worked in SA, the UK and the USA at a number of blue chip organisations.
- **Fred Felton** is a communications strategist, social media specialist, keynote speaker, and facilitator. He currently works for a media agency in Durban, South Africa.
- **Glenn Gillis** is the co-founder and CEO of Sea Monster. He has been a senior executive, consultant, and entrepreneur with growing knowledge-intensive businesses for 25 years. He is a thought-leader on how serious games, animation, and immersive technology can drive social and business goals at scale.
- **Kyle Singh** is an established social media expert with a thirst for knowledge. Kyle is always looking for new ways to innovate and strategise.
- **Lana Mouton** is a Google Ads and Digital Marketing Transformation specialist with over eight years' experience with digital agencies, in-house and direct consulting. She has worked with, and digitally transformed, over 60 businesses, both locally and internationally.
- **Leila Davies** has been in the digital industry since 2005. She is a bit of a digital nerd and proud of it. She has experience in multiple industries, from retail, oil and gas to hospitality, and education.
- **Lee-Roy Wright** is a digital marketing and content specialist with a solid understanding of the digital world. He currently heads up the Social Media Marketing department for a large tech company.
- **Megan Singh** has more than 15 years' experience assisting brands across various industries with their digital content and marketing strategies. She focuses on harnessing data to present insights that enable fast and better decision making.
- **MJ Khan** is one of the foremost digital communication and marketing executives in South Africa. His two-decade career spans academia, agency, and corporate.
- **Stephen Sandmann** practices effective and award-winning SEO, with experience leading brands at Ogilvy, Quirk (Mirum), and as the head of Search Marketing at Vodacom. He now continues his SEO work as a consultant for more of SA's top brands at Sandmann Digital.

CONTRIBUTORS

This 7th edition is our first edition in a post-Covid world and arrives in a world that has seen dramatic change and acceleration in all things digital. It is also the first edition we've produced following Red & Yellow's acquisition by Honoris United Universities in 2020.

As has been the experience of so many tertiary institutions and businesses, the last two years have brought about great change for our school. Whilst many of the people who have worked on this edition are new and have brought with them fresh ideas and perspectives, they are also fortunate to have stood on the shoulders of the marketing giants who have preceded them. We will forever be grateful for the efforts of each person who played a role in the evolution and continued success of this textbook. We want to acknowledge the following people in particular:

Ashton van den Bergh	Linah Maigurira
Bianca Carebern	Marcel Nel
Dr Carla Enslin	Matt Willis
Carmia Lureman-Norton	Melody Maker
Catherine Scott	Michael Oelschig
Craig Raw	Michael Walker
Daniel Kolossa	Michaela Kissack
Daniel Neville	Mike Stopforth
Emma Carpenter	Nic van den Berg
Emma Drummond	Nikki Cockcroft
Georgina Armstrong	Peta Broomberg
Gerard du Plessis	Reino Jansen van Rensburg
Graeme Stiles	Richard Mullins
Heidi Ocker	Richard Palmer
Heléne Lindsay	Richelle Chapman
James Lennox	Rob Stokes
James Mckay	Sam Beckbessinger
Jean du Plessis	Sarah Blake
Jeandri Robertson	Sarah Manners
Jo Glover	Scott Gray
John Beale	Shae Leigh
Jonathan Gluckman	Su Little
Justin Spratt	Taya Botha
Katharina Scholtz	Tim Withers
Kathryn McKay	Wendy Shepherd
Keryn Brews	Wouter de Vos

First words	iii
Acknowledgements	v
Contributors	vi
Reviews	viii
PART ONE: Planning	1
Chapter 01 Introduction to marketing	3
Chapter 02 Importance of the customer	21
Chapter 03 Market research	45
Chapter 04 Strategy	71
PART TWO: Claiming	97
Chapter 05 Search engine optimisation (SEO)	99
Chapter 06 User experience design	135
Chapter 07 Web development and design	169
Chapter 08 eCommerce	209
PART THREE: Creating	243
Chapter 09 Content marketing strategy	245
Chapter 10 Planning your content	265
Chapter 11 Content creation: Copy	295
Chapter 12 Content creation: Video	325
Chapter 13 Social media	353
PART FOUR: Uniting	415
Chapter 14 Social media strategy	417
Chapter 15 Customer relationship management (CRM)	447
Chapter 16 Direct marketing: Email and mobile	481
PART FIVE: Advertising	517
Chapter 17 Social media advertising	519
Chapter 18 Search advertising	559
Chapter 19 Online and display advertising	589
PART SIX: Analysing	619
Chapter 20 Tracking and analysis	621
Chapter 21 Conversion optimisation	653
Chapter 22 The future of advertising	673
Anticipating	705
Enter the metaverse	707
Index	733
Glossary	749

REVIEWS

Reviews for previous editions

In teaching my postgraduate course, *eMarketing* has been the textbook of choice for years. It presents a great blend of marketing strategy information with detailed but digestible technical explanations of the digital space. The material is presented in a way that remains current and relevant, despite the constantly evolving world of digital marketing. Students also appreciate the open-source content, making it a go-to resource each semester.


Prof. Anne Cramer (*Professor, Fashion Faculty of Business, Humber Institute of Technology and Advanced Learning*)

eMarketing: The Essential Guide to Marketing in a Digital World provides rich detail without overwhelming the reader with technical jargon. Overall, the author does a great job in presenting somewhat more complex issues in user-friendly ways. The book situates some examples in a South African context, but it should be meaningful in any cultural context.

Dr. Reto Felix (*Associate Professor of Marketing, University of Texas Rio Grande Valley, Department of Marketing*)

This book has been put together by some of the sharpest minds in the digital marketing and education fields, and the combination of deep subject matter expertise and pedagogic nous is powerfully telling. The book is at once informative, accessible, and practical - a must read for anyone looking to enter the industry or to better come to grips with an ever-changing dynamic landscape.

Carlos Menezes (*Digital Marketing Specialist and Global Solutions Partner at FAANG Company*)



PLANNING

INTRODUCTION TO PLANNING

Advertising and marketing were once the domain of a few powerful people who told customers what they wanted. Customers are no longer told what they want. The pervasiveness of digital technology has empowered the customer when it comes to making purchasing decisions. They tell businesses what they want, how, and when.

Marketing and digital marketing, in particular, has created a symbiotic relationship between businesses and their customers. The proliferation of digital tools and the internet has opened a free-flowing, two-way marketing channel into our daily lives.

Digital marketing does not deviate much from traditional marketing. However, it does offer unique opportunities that used to be more difficult to execute. For example, marketing campaigns can now be easily tailored to target specific customers, 'attention for value' can be leveraged to create consumer demand, and the customer experience can be personalised and leads to a far higher return on investment.

All of this means that planning is an essential part of an effective marketing strategy that has impact. If you don't plan, you risk a sloppy marketing campaign, one that is inconsistent in its messaging, and carries reputational risk. As the cliché goes: 'If you fail to plan, you plan to fail!'

Planning means taking a big picture view of your customers, and then using these insights to further distil what makes your product special, and how to target your customers. For example, you need to consider the way people use their devices before you even consider what medium you will use to target your customer.

While existing and operating in a digital world has its risk, the opportunities are huge. There are immense advantages to digital marketing that can guarantee higher rates of return on investment. Digital marketing can be low cost, flexible, convenient, and targeted.

Chapter 1: Introduction to marketing tackles how the internet has changed marketing and how to think about digital audiences. You will learn how to leverage the advantages of digital marketing and through data analytics, discover that there is no excuse for not reaching your audience and getting your product or service into their hands.

Chapter 2: Importance of the customer focuses on the use of demographics and psychographics to develop user personas, and how extrinsic and intrinsic motivators encourage brand recognition and loyalty.

Chapter 3: Market research discusses the importance of conducting market research and how to use this research and data to inform your strategy.

Chapter 4: Strategy defines business strategy with the goal (other than making your customer happy) to use research to inform your plan of action. You will understand how consumer behaviour affects strategy and ultimately, get to a place where you understand the *how* and the *why*, and to use the *why* to realise the *how*.

01

INTRODUCTION TO MARKETING

In this chapter, you will learn:

- What the internet is and how it has changed marketing
- How to define and distinguish marketing and digital marketing
- How to think about digital audiences
- About the importance of data-driven decision making.

1.1 INTRODUCTION

Where there is a product or service, there must be a way to get it into a customer's hands. Some of the primary functions of marketing include planning, promoting, persuading, managing channels and information, pricing, product service management, and selling. Digital marketing offers a unique opportunity to tailor marketing campaigns to target specific customers. If done properly, this can result in a higher return on investment (ROI), which is the ratio of cost to profit. Digital marketing also allows for more scope in terms of branding and public relations through content marketing. However, this also poses risk. The internet moves fast, and reputational damage is possible in a heartbeat if campaigns and digital marketing strategies are not carefully thought out and planned. In this chapter, you will be introduced to digital marketing, creating a foundation on which you can build your digital marketing strategy.

1.2 KEY TERMS AND CONCEPTS

Table 1.1

Term	Description
Sales	When a company enters into a direct commercial transaction with customers.
Advertising	The payment to place promotional images in a variety of online and offline media.
Public relations (PR)	The process of creating a positive impression of the brand and its activities among the general public.
Distribution	The process of ensuring products and services are available where and when they are needed.
Content marketing	Happens when sharing valuable, entertaining content that is not directly aimed at generating sales.
Packaging	The process of reflecting the product's qualities and benefits in an appropriate and effective way through physical packaging.
Events	The hosting or sponsoring of events that enhance the brand's reputation, raise awareness, and reflect its values.

1.3 WHAT IS MARKETING?

Marketing is the creation and satisfaction of demand for your product, service, or idea. If marketing is successful, it will create demand; this demand should translate into sales and, ultimately, revenue. Kotler (2012) described marketing as follows:

The science and art of exploring, creating, and delivering value to satisfy the needs of a target market at a profit. Marketing identifies unfulfilled needs and desires. It defines, measures, and quantifies the size of the identified market and the profit potential.

The American Marketing Association (2017) defines marketing as follows:

The activity, set of institutions, and processes for creating, communicating, delivering, and exchanging offerings that have value for customers, clients, partners, and society at large.

The design of the product or service itself is, arguably, a function of marketing – this is where meaningful benefits and value for the customer are created. Once the product or service exists, you need to get it into customers' hands and motivate them to pay for it. Even better, you need to convince the customer that your product, service, or organisation is superior to your competitors. To do this, you need to convince the customer of your product's benefits and value. The value that a marketer should seek to create should be equal to or even greater than the cost of the product to the consumer. Doing this often and consistently will grow trust in and loyalty towards the brand and create strong brand equity.

1.3.1 Business goals

The goal of a business is to sell services and products to generate a profit. Marketing is the sum total of activities and strategies that a business undertakes to encourage people and other businesses to buy (and continue buying) its products and services. Every business benefits from marketing, and each one needs to create a tailored mix of approaches and tactics that suit it, its budget, its offering, and its target customers.

Marketing enables customers to buy products by fulfilling the following roles:

- **Awareness:** Marketing lets people know about brands and products. Customers can't buy something they don't know about. Therefore the first essential role of marketing is to raise awareness of an offering among the target group who is likely to buy it.
- **Information:** Marketing tells people when, where, and how to buy products. Once a person knows about a product, they need some basic information in order to buy it. A brand's marketing strategy should always include information that enables customers to easily make a purchase.
- **Persuasion:** Marketing makes people want a product. Once someone knows a product exists, they need to be convinced that it is worth their time, money, and effort to obtain it. Marketing strives to create an emotional connection between person and product or brand.
- **Affinity:** Marketing makes people love brands and products. A customer is much more likely to buy a product that makes them feel great, shares their values, and entertains them. Many established brands focus their marketing efforts on building and improving sentiment – just think about how passionate Apple, adidas, or Tabasco fans are about their favourite brands, and what an impact this can have on their success.

The role of marketing is to inform, entice, educate, excite, and persuade people to buy services or products. Marketing aims to influence the perceptions of people in favour of the brand and its offering, with the ultimate goal of getting them to make a purchase (and continue to make purchases in the future and to become return customers). It does this through two complementary approaches:

1. **Factual:** This approach appeals to the intellect and relies on clear facts, features, benefits, and rational arguments that indicate why a product is a good choice, for example: "This solar heater lets you save 60% off your monthly electricity bill."
2. **Emotional:** This approach relies on tapping into people's feelings, aspirations, hopes, fears and dreams to encourage emotive, impulse purchases, for example: "This solar heater could be your contribution to saving the environment and protecting the planet we live on."

One of the most important concepts for marketers to internalise is that people don't buy products; they buy what the product can do for them, how it makes them feel, or what it says about them.

Nobody buys a hammer for the sake of owning a hammer; they are buying the ability to repair a broken appliance, enjoy some hobby DIY, or appear capable. A TAGHeuer wristwatch doesn't do anything a Casio couldn't, but it indicates a person who values masculinity, innovation, and precision.

Extrapolating from this, marketing is about showing your potential customers how your offering can make them awesome, successful, and better.

The first step to developing a marketing strategy is to understand your environment, your customers, and how to access these customers.

1.4 UNDERSTANDING YOUR ENVIRONMENT

Your brand does not exist in a vacuum. There are multiple factors affecting your business right at this very moment. Your business has control over some of these elements, while it has no control over others.

1.4.1 Micro factors

Micro factors are mostly internal elements or factors that you and your business have some control over, such as your brand, your brand or product's unique selling point (USP), and any digital offerings.

It should be noted that, while you have some control over micro factors that affect your business, these are informed by macro factors. It is important to keep this in mind when you are doing any kind of strategic planning, or simply day-to-day brand management. You could say that macro factors are the 'bigger picture', while micro factors are the details. You need to keep an eye on the bigger picture without losing sight of the details, and vice versa.

Let's take a closer look at this.

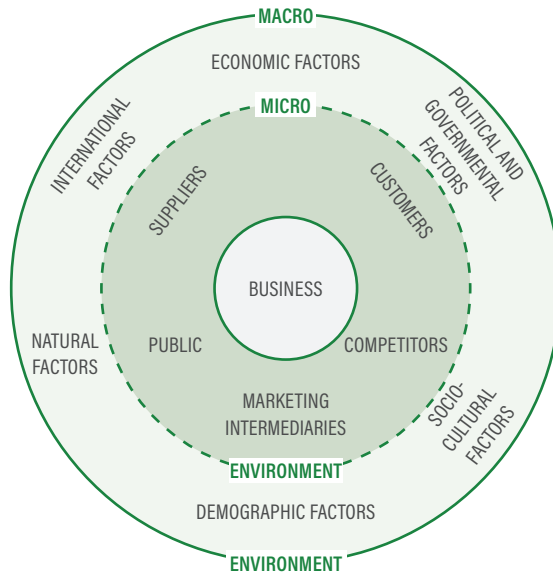


Figure 1.1 Micro and macro factors affecting a business

Your brand

Your company or business is the factor that you have the most control over. You decide how the brand comes across to the world – your brand identity. Here are some important questions to ask yourself about your brand:

- ✓ Who are you?
- ✓ Who are you for?
- ✓ What does your brand stand for?
- ✓ What does your brand stand against?
- ✓ What is your USP?
- ✓ How do you find customers? (i.e., Do you have a website/app? Which social media platforms do you use? Where and how do you advertise online?)
- ✓ How do you treat customers (past, existing, and future)?

NOTE

Watch this video of Professor John Simpson explaining USP: vimeo.com/284613311/9d3ca7d8f4

Aside from the product or service you offer, your brand is your most important currency. It is the thing that people will remember (for better or for worse). However, it is easy to fall into a trap of insincerity. Ensure that your brand is aligned to your company's values. Exposure for the sake of exposure is not always a good thing. Your brand must be sensitive to macro factors, as well as your own internal values and goals.

1.4.2 Macro factors

You can control what you present to the world, to a degree. Unfortunately, there is little you can do about how the world sees you.

Macro factors are aspects that are beyond your business's control. Macro factors are the opportunities as well as the threats to your business. These can include:

- The state of the local or global economy
- Current trends
- Current events
- The opportunity or threat presented by a specific thing 'going viral'

NOTE

Opportunities and risks will be explored in greater detail in **Chapter 4: Strategy**.

1.5 WHAT IS DIGITAL MARKETING?

How does digital marketing fit into this definition? There is, in fact, no difference between 'traditional' marketing and digital marketing. They are one and the same, apart from digital being specific to a medium.

Ultimately, the aim of any type of marketing is to keep and grow a customer base and stimulate sales in the future. Digital communication tools contribute to connecting and building long-term relationships with customers.

What is digital?

A participatory layer of all media that allows users to self-select their own experiences, and affords marketers the ability to bridge media, gain feedback, iterate their message, and collect relationships (Caddell, 2013).

Digital is a way of exploring content and ideas (for users) and connecting with and understanding customers (for marketers).

Digital marketing is powerful in two fundamental ways. Firstly, the audience can be segmented very precisely, even down to factors like current location and recent brand interactions, which means that messages can (and must) be personalised and tailored for them.

Secondly, the digital sphere is almost completely measurable. Every minute and every click by a customer can be accounted for. In digital marketing, you can see exactly how various campaigns are performing, which channels bring the most benefit, and where your efforts are best focused. Cumulatively, access to data that measures the whole customer experience should lead to data-driven decision making.

NOTE

You will learn more about data-driven decision making throughout this textbook. Data-driven decision making is a powerful tool for all aspects of marketing and brand management.

1.5.1 The digital audience

In the simplest terms, a digital audience is your online target audience.

The COVID-19 pandemic resulted in a marked shift in the way people access the things they want and need. While people were increasingly moving online in many parts of the world, they were looking for specific products and services. People still sought out many, if not most, products and services in traditional ways. For example, a person may do bulk shopping on a website such as Amazon, but do their daily grocery shopping at an actual store. Or, a person may from time-to-time purchase clothing on sites such as Alibaba or Shein, but still visit clothing stores for unique pieces.

However, during the lockdowns that followed the outbreak of COVID-19, people were forced to move most, if not all, of their shopping online in some way. For instance, there was a huge spike in on-demand grocery delivery services, as this was safer and more convenient. In South Africa, one of the largest supermarket chains, Checkers, launched their on-demand delivery app and service, Checkers Sixty60, months before hard lockdown was announced in March 2020. This service met the needs of a population but, more than that, it simplified a chore that is generally quite tedious.

The service was a huge success, with competitors scrambling to catch up. Even after lockdown regulations were eased, many customers continued to use the service regularly.

Convenience and speed are driving customers online more and more. The rise of social media and the internet of things (IoT) has also increased the rate of a migration to digital. Customers have certain expectations, and one of these is that they are able to investigate, access, acquire, and talk about a product or service online.

Like any target audience, it is important to be as specific as possible when it comes to reaching out. It is tempting to consider your digital audience as a homogenous group and only one segment of your overall audience, but the past decade has shown that this is not an effective strategy.

1.5.2 Data-driven decision making

A benefit of digital marketing is that you do not have to theorise, guess, or rely on 'gut feel' in pursuit of customers who want and will pay for your product or service. The internet provides real-time data, which you can use to improve your business and marketing decisions.

You can use data to be:

- **Descriptive:** Use raw data to describe the market.
- **Diagnostic:** Find out 'why' and look for patterns.
- **Predictive:** Analyse data, both past and current, to predict future sales, revenue, and market changes.
- **Prescriptive:** Use the findings of the previous three types of data analytics to determine a possible solution to a problem, thereby delivering value.

In addition to having access to more raw data than ever before, which is current and based on user behaviour, the internet makes it possible for a business to pivot, or to change direction, far more quickly. This agility allows for a business to meet actual needs and current trends, rather than perceived needs and desires.

NOTE

Learn more about data-driven decision making in **Chapter 20: Tracking and analysis.**

Two major data-collection trends that are relevant and useful for digital marketing are the rise of social media and the 'internet of me.'

Social media

Briefly, social media refers to social networking sites and apps, such as Facebook, Twitter, Instagram, and TikTok. The content on these platforms is, by and large, user generated, however, social media advertising has been a fast-growing marketing option since the mid-2000s.

Social media allows customers to be part of a conversation, which can drive interest to a business's social media profile, their website, or even a brick-and-mortar store. In addition, social media makes it possible for the collection of big data, as well as user-specific data.

The internet of me

The 'internet of me' is a broad term, which refers to technology that allows people to take their bodies and minds online. At present, this includes:

- Self-tracking technology on smartphones or smartwatches (i.e., Clue or Flo, which a woman can use to track their menstrual cycle).
- Wearable technology (i.e., Apple watches, Garmin, Fitbit, which track everything from a user's sleep patterns to their heart rate throughout the day).

Tied to the ability to gather and mine more data, the 'internet of me' is also creating unique opportunities for marketers to find, target, impress, and retain customers. Smartwatches, for example, allow users to input data to track everything from exercise to menstrual cycles to calorie consumption. Many smartwatches also track personal data in the background, such as sleep or heart rate.

1.6 MARKETING AND THE INTERNET

The complete scope of digital marketing is practised on the internet. Products and services are positioned and promoted, purchased, distributed, and serviced. The web provides consumers with more choice, more influence, and more power. On the internet, brands constantly have:

- New ways of selling
- New products and services to sell
- New markets to which they can sell.

Digital marketing helps to create consumer demand by using the power of the interconnected, interactive web. It enables the exchange of currency but, more than that, it enables the exchange of attention for value.

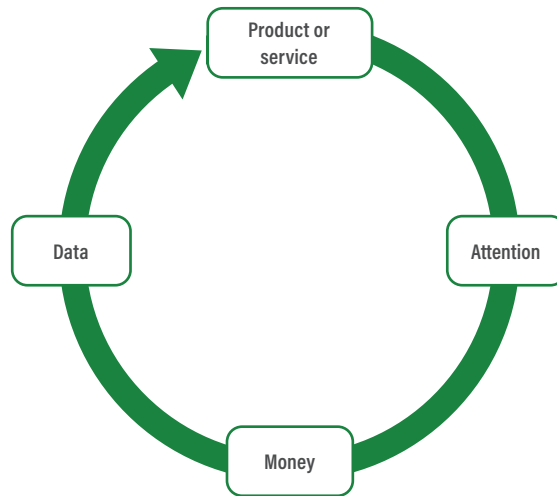


Figure 1.2 An exchange of value

If marketing creates and satisfies demand, digital marketing drives the creation of demand using the power of the internet and satisfies this demand in new and innovative ways.

A brand on the internet can gain value in the form of time, attention, and advocacy from the consumer. For the user, value can be added in the form of entertainment, education, and utility. Brands build loyalty among users who love their products or services and must align with users' values and aspirations. Users fall in love with products and services when their experience is tailored to *their* needs, and not the needs of the brand. The internet makes this possible by closing the gap between who creates the product and who uses the product. In this way, customers themselves become part of the marketing project.

1.6.1 Understanding the internet

There is no doubt about it: the internet has changed the world we live in. Never before has it been so easy to access information, communicate with people all over the globe, and share articles, videos, photos, and all manner of media.

But, what is the internet? And how has it changed marketing?

The internet is, simply, a network of networks. Its proliferation has led to an increasingly connected communications environment. Not only does the internet offer marketers wider audience reach, it also allows for tracking and data gathering, which can inform future campaigns and, even, product development. What started as pop-up ads on basic webpages has become far more sophisticated and powerful. The internet has certainly moved on from its early beginnings, and marketers are well positioned to reap the benefits.

The internet is almost ubiquitous in today's world. Even in less economically developed countries, digital marketing is possible, and effective, because of social media access. This is primarily driven by the rise in smartphones and more affordable data in most countries. People who were previously excluded from using the internet because they did not have access to a computer or internet connection, now have access to the internet and social media on their phones.

Look at Figure 1.2 below, which shows the number of unique mobile phone users, internet users, and active social media users. Almost 60% of the world's population uses the internet, and just over 50% of the world's population is active on social media.



Figure 1.3 Digital use around the world

1.6.2 How people access the internet

People connect to the internet and access content in many different ways. When it comes to the physical connection to the internet, the market presents a number of options, such as Dial-up, 3G, 4G, and 5G connection, wifi and WiMAX, Broadband, and ADSL.

The devices people use to access the internet vary from mobile phones and tablets, to personal notebooks and desktop computers.

The environment that people are in when they access the internet also differs. People can access and use the internet:

- At home
- At the office, or place of work
- At a library
- At school, college, university, or other education centre

- At an internet café
- On the go (using portable devices, such as mobile phones, laptops, or tablets).

Not only do these environmental factors affect how people use the internet, but their reasons for using the internet also have an effect on how they interact online.

For some people, the internet is primarily a communications channel, and their online activity is focused on social media or their email inbox. For others, it may be a research channel, with search engines playing a large role in their online experience.

1.6.3 What does the internet have to do with marketing?

The growth of internet usage has resulted in declining distribution of traditional media, such as television, radio, newspapers, and magazines. These were once important marketing channels, as they offered a way for marketers to connect with audiences.

Consider this example: In the late 1980s through the early 2000s, many families watched television on a daily basis. They had limited options when deciding how, when, and where to watch programmes on television. Over an hour, the show may have had six to seven ad breaks, which the viewer was forced to watch – they did not have the ability to fast-forward through the ads. However, as the internet has become more and more ubiquitous, and as data has become more affordable, streaming has become the preferred way to watch television. When a viewer is streaming a show, there are no ad breaks or, at least, the viewer has the option to fast-forward and ignore them.

So, where marketers once had a captive audience (the television viewer), this model has changed, necessitating a shift in how companies tell customers about their products. The rise of streaming platforms, such as Netflix, has necessitated a shift in how marketers reach customers that they previously would have had contact with through TV advertising.

The way people use their devices, such as their laptops, mobile phones, or desktop computers, also influences marketing activities and campaigns. For example, if your target audience is the parents of small children and your research has turned up the fact that most of your customers use a social media app, such as Facebook, after their children have gone to bed, it would affect your scheduling. In this case, hosting a live Facebook event at 6 p.m., when most parents are cooking dinner and getting children ready for bed, would not be well attended and would not have the desired reach. However, scheduling it in for 8 p.m. will be far more successful. It may also mean that all parents attend, instead of just the primary caregiver. In this example, you want to give parents less to worry about. Your scheduling should therefore be practical, and the technical aspects of the event should be seamless. If parents struggle to log in or register, they will rather not bother; it's just one more thing to add to their to-do list.

By really considering your target audience, you can eliminate potential problems before they even arise. This will result in a successful campaign and goodwill towards your brand.

1.6.4 What makes online marketing so special?

This is not to say that advertising should be solely online. Your online and offline marketing efforts are not separate. These two should ideally work in conjunction with each other. You may think that you don't need to put effort into your digital marketing because people don't buy as much online, but this is rapidly changing. Many brands are starting to concentrate on their online presence as much as their offline presence.

Over the past few decades, marketers have begun to wake up to the power of the internet, both as a platform for communication and as a way of tracking conversations. Marketing is about conversations, and the internet facilitates these on a global scale.

As shown in Table 1.2 online marketing has definite benefits that do not apply to offline marketing.

Table 1.2 The benefits of online marketing

<p>Low cost: Online marketing allows for lower production costs, speed-to-market, cost-efficient customer feedback, and wider advertising reach at lower costs than offline marketing.</p>	<p>Flexibility and convenience: The marketer can switch creatively mid-campaign, based on instant feedback. Consumers can also research and purchase products and services at their leisure. This means businesses need to offer them what they want and use careful targeting to ensure they are reaching the right people.</p>
<p>Targeting: Online marketing offers exceptionally specific targeting, including demographic, geographic, browser, channel, and behavioural and interest targeting, helping to reach the right people in the right place and at the right time, to encourage conversions.</p>	<p>More options: Advertising tools include pay-per-click advertising, email marketing, local search integration, and much more.</p>
<p>Analytics: The best part of online marketing is how measurable it is. You can measure pretty much everything you do online. Consider traditional marketing: You might purchase a billboard. You have an idea of how many cars drive past that billboard each day, and you hope that the people in those cars notice it. With digital, you can place a social media ad or a banner ad, and you'll know exactly how many people had the opportunity to see it and what their reactions were. Google Analytics and other free analytics tools make it easy to measure the performance of marketing efforts and optimise them for the best results.</p>	

1.6.5 What are the affordances of digital?

On a surface level, it is good to know what type of digital marketing is available to your business. However, it is also important to understand the properties of digital, in other words, its properties and what it is used for. This is known as the affordances.

For example, the affordance of a banana is eating. The banana exists, and we can explain what it looks like, but unless we understand *what it is used for*, it is not useful to describe it.

In a similar way, digital marketing offers opportunities for tailoring how you target and engage with customers. There are several ways to think about the affordances of a particular digital marketing tool. Firstly, understand the affordances of digital as a whole which offers:

- Information
- Connection
- Community
- Convenience
- Power and influence
- Feedback.

Then, consider the affordances of particular platforms below:

Business's website	Business's social media accounts (Facebook, Twitter, Instagram, TikTok, etc.)
Information Convenience	Information Connection Community Convenience Feedback

Taking the time to properly consider the affordances of digital allows for businesses to be more human-centric, driven by data to gain insight into customers' lives, opinions, needs, desires, weaknesses, and more to inform design and approach.

1.7 WHAT IS A COMMUNICATION CHANNEL?

A communication channel is the route through which a business or brand communicates with the customer.

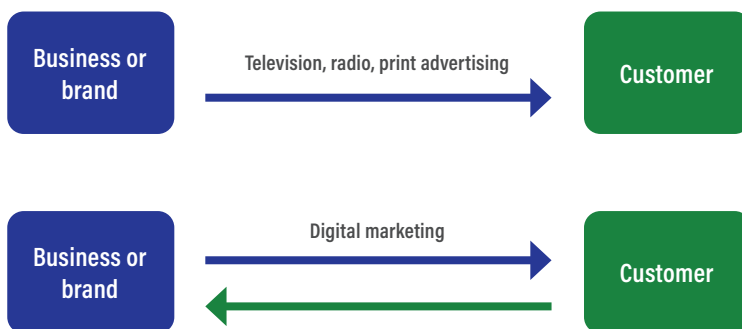


Figure 1.4 The communication channel

Digital marketing makes it possible to put the customer at the centre of your digital marketing strategy. This is because there is a greater sense of community online. Whereas a radio advert is one-way communication, digital marketing, particularly on social media platforms, allows for two-way communication.

It is important to factor this in when you are developing your marketing strategy. There is a time and place for both forms of communication, however, this will depend on your product, the customer, your budget, and your strategic goals.

NOTE

You will learn more about this in **Chapter 4: Strategy.**

1.7.1 Employing an omnichannel approach

It is tempting to stick with what you know, especially when it comes to a form of marketing that is as ever-evolving as digital marketing. However, your customers are not homogenous in their dreams, desires, ambitions, or lifestyles. Digital marketing offers you an opportunity to find a common thread between all of these potential and existing customers and to pull at that in order to convert attention into sales. By sticking with one approach, you risk missing a segment of customers entirely or frustrating a segment of customers who are used to choices.

The term 'omnichannel' refers to a business strategy that offers "seamless and effortless, high quality customer experiences that occur within and between contact channels" (Frost & Sullivan, 2020).

An example of this is a retailer who has both an online presence (web store, social media store), as well as a brick-and-mortar store. This retailer offers customers multiple options in terms of purchasing products, including:

- The ability to shop online, with delivery to their door
- The ability to shop in person, which allows them to browse and possibly try the product
- The ability to research online, ahead of visiting the brick-and-mortar store.

NOTE

You will explore the omnichannel approach in greater detail in **Chapter 22: Future of advertising.**

1.8 CASE STUDY: SPRINT AN OMNICHANNEL APPROACH TO INCREASE SALES

Sprint Corporation was an American telecommunications company, which has now merged with T-Mobile. Before the merger, Sprint was the fourth-largest mobile network operator in the USA.



One-line summary

In 2017, Sprint, a US-based mobile network operation, performed an experiment with Google Ads to test how digital advertising impacted the business's revenue.

The problem

Executives at Sprint were interested in how digital marketing spend impacted digital and in-store sales. Acknowledging the challenges that traditional marketing campaigns presented when quantifying sales and impact, Sprint decided to isolate the impact that paid Google search would have on driving sales.

Initially, Sprint looked at its normal marketing approach and predicted its online and offline sales. They looked at consumer behaviour, trends, and seasonal purchasing cycles. Once the company put this data together, creating a 'control,' Sprint increased its investment into paid search by a set amount over its usual budget.

The mobile network let it run for eight weeks and then compared the actual sales with their predicted sales.

The solution

Sprint found that not only did online sales increase, so did retail sales. Compared to predictions, Sprint saw a 20% increase in digital sales and a 32% increase in in-store sales.

What this highlighted for the company was not that digital marketing should take precedence over traditional marketing, but that Sprint needed to ensure a consistent omnichannel approach. To quote Rob Roy (Sprint Chief Digital Officer) and Wouter Blok (Sprint Vice President of Digital Marketing): "Are you actually limiting the power of a digital campaign if you build it with the assumption that it will only affect online sales or underestimating the impact it has on in-store sales?"

The results

Following the experiment, Sprint increased its digital experimentation budget by 20%, with the aim of reaching new customers and collecting data to drive their business strategy of signing up new subscribers. The company also focused on consistency across the brand, so that customers who saw a campaign online would be able to walk into a store and access the exact same offer.

(Source: Roy and Blok, 2017)

1.9 CASE STUDY QUESTIONS

1. Why was it useful for executives to understand how digital marketing spend impacted overall sales?
2. Describe what an 'omnichannel' approach means.
3. What did Sprint's omnichannel approach look like?
4. What was the key learning for Sprint after successfully completing the experiment to increase sales?

1.10 THE BIGGER PICTURE

Digital marketing in the past has felt like a shiny, new toy that few people knew how to use properly. It is important to understand that at the heart of all of your marketing activities – whether on-line or offline – is the customer and their experience of your product or service. No amount of fancy digital marketing will make a poor experience feel better. It is, therefore, important to approach your marketing strategy holistically. Do not forget about the fundamentals of marketing – these have not changed; it is simply the delivery that has changed. Data-driven decisions have the power to change your business and to ensure that your customer is satisfied and talking about your product or service. Used properly, digital marketing is a powerful tool that you can leverage to promote, persuade, set pricing, manage services, and sell.

1.11 SUMMARY

Marketing is the creation and satisfaction of demand for your product, service, or ideas. If marketing is successful, it will create demand; this demand should translate into sales and, ultimately, revenue. Digital marketing offers an opportunity to tailor marketing campaigns to target specific customers. It also allows for more scope in terms of branding and public relations through content marketing. Digital marketing is a two-way communication between the brand and the customer, providing the business with valuable data that it can use to inform better product and service design.

The affordances of digital go beyond traditional modes of advertising and marketing. As well as information, digital marketing affords community, connection, feedback, and convenience. This makes digital marketing a powerful tool, if used properly.

1.12 CHAPTER QUESTIONS

1. Why is it important to consider the business context when planning your marketing strategy?
2. How has the internet affected marketing and the models we use to understand it?
3. Do you agree with the idea that customers are more empowered than they were before digital communications were so prevalent? Justify your answer.

1.13 FURTHER READING

Positioning: The Battle for Your Mind – This book by Ries & Trout published in 2002 offers excellent advice about claiming space in the minds of consumers.

smithery.co – A marketing and innovation blog that teaches professionals to “Make Things People Want, rather than spend all their energy and resources trying to Make People Want Things”.

www.adverblog.com – A digital marketing blog that collates ideas from marketing campaigns around the world.

www.gigaom.com – GigaOM's community of writers covers a wide range of technological copies.

www.sethgodin.typepad.com – Seth Godin's popular blog provides regular insight and food for thought.

1.14 REFERENCES

- Brilliant Noise, 2012. Brilliant Model: The Loyalty Loop. [Online]
Available at: brilliantnoise.com/brilliant-model-the-loyalty-loop/#more-3873
[Accessed 28 February 2022].
- Dowd, M., 2015. Case Study: Vectors of Disruption – The Uber Story. [Online]
Available at: www.linkedin.com/pulse/vectors-disruption-uber-story-marc-dowd
[Accessed 5 March 2022].
- Houlder, V., 2016. Uber faces huge UK tax liabilities if drivers not 'self-employed'. [Online]
Available at: www.ft.com/content/c7da2d92-a1c3-11e6-aa83-bcb58d1d2193
[Accessed 5 March 2022].
- Kokalitcheva, K., 2016. Uber Now Has 40 Million Monthly Riders Worldwide. [Online]
Available at: fortune.com/2016/10/20/uber-app-riders/
[Accessed 4 March 2022].
- Kotler, P., 2012. What is marketing? [Online]
Available at: www.kotlermarketing.com/phil_questions.shtml#answer3
[Accessed 28 February 2022].
- Noesis Marketing, 2011. Building a Brand Pyramid. [Online] [Image]
Available at: www.noesismarketing.com/building-a-brand-pyramid
[Accessed 22 May 2022].
- Porter, M., 2008. The Five Competitive Forces That Shape Strategy in *Harvard Business Review*, January 2008, p86-104.
- YouTube, 2017. Statistics. [Online]
Available at: www.statista.com/topics/2019/youtube
[Accessed 22 May 2022].
- Roy, R., Blok, W., 2017. The digital halo is real, but it requires an experimental approach. [Online]
Available at: www.thinkwithgoogle.com/future-of-marketing/digital-transformation/omnichannel-marketing-digital-spending-experiment-measurement/
[Accessed 17 January 2022].
- Sowden, T., 2021. Five Strategies to Build a Digital Audience Post-Pandemic. [Online]
Available at: www.forbes.com/sites/forbestechcouncil/2021/08/25/five-strategies-to-build-a-digital-audience-post-pandemic/?sh=5ef477273293
[Accessed 1 February 2022].

1.15 FIGURE ACKNOWLEDGEMENTS

Figure 1.1: www.businessmanagementideas.com/business-environment/environment-of-business-micro-and-macro

Figure 1.3: datareportal.com/reports/digital-2021-global-overview-report

Sprint logo: en.wikipedia.org/wiki/File:Sprint_Corporation_Logo.svg

02

IMPORTANCE OF THE CUSTOMER

In this chapter you will learn:

- Conceptual tools for understanding your customer
- Key concepts for thinking about your target audience
- Some behavioural economic theories
- How digital has affected customer behaviour
- About customer data.

2.1 INTRODUCTION

Although marketing is a business function, it is primarily an exercise in applied human psychology. The role of marketing is to address customer needs and provide value. In either case, success requires a nuanced understanding of how people think, process, and choose within their environment.

To achieve this, one must strike a balance between awareness of global shifts and how these impact people's behaviour and the fiercely intimate motivations that determine how and where individuals spend their time and money. This chapter outlines an approach for understanding customer behaviour, and introduces some conceptual tools used to frame and focus how you apply that understanding to your marketing efforts.

2.2 KEY TERMS AND CONCEPTS

Table 2.1

Term	Description
Attention economy	The idea that human attention is a scarce commodity, i.e., seeing attention as a limited resource.
Customer experience map	A visual representation from the beginning to the end of the purchase experience from the customers' perspective, including their needs, wants, expectations, and overall experience.
Customer persona	A detailed description of a fictional person to help a brand visualise a segment of its target market.
Global citizen	A person who identifies as part of a world community and works toward building the values and practices of that community.
Tribe	A social group linked by a shared belief or interest.
Product	An item sold by a brand.
Story	A narrative that incorporates the feelings and facts created by your brand, intended to inspire an emotional reaction.

2.3 UNDERSTANDING CUSTOMER BEHAVIOUR

The study of consumer behaviour draws on many different disciplines, from psychology and economics to anthropology, sociology, and marketing. Understanding why people make the decisions they do forms part of a complex ongoing investigation.

Marketing and product design efforts increasingly focus on a customer-centric view. Rather than simply making people want stuff, successful organisations are focused on making stuff people want. Given the plethora of options, product or service attributes, pricing options, and payment choices available to the connected consumer today, competition is fierce. Only the most highly considered brands will succeed. To achieve this, brands need to offer customers value, and this relies on understanding consumer behaviour.

No point of engagement with your brand occurs in isolation for your customer. Their life events, social pressures, and motivations impact their experience with your brand. Something happened before and after they bought the product, and their experience with it does not start or end at the point of sale. It starts well before they purchase and continues long after the sale is completed.

For example, think about a specific type of cereal. A customer stands in front of the shelves at the supermarket to choose a box of cereal. Purchasing decisions start before the customer even steps foot into a store.

Before the purchase, the customer relies on a host of preconceived ideas and personal preferences and goals to make their decision, for example:

- Nostalgia: "I ate this cereal as a child."
- Brand loyalty: "My family has always eaten this brand."
- Visibility or interest: "I've heard about this cereal on social media."
- Goals: "I need to increase my fibre intake."
- Budget: "What can I afford?"
- Value: "Can I get a deal?" (For example, 150 g free or a hidden toy)
- Appeal and personal preference: "I don't like the flavour of bananas."

After the purchase, they will experience the product until it is finished. At this point, as they say, 'the proof of the pudding is in the tasting.' The customer will either re-purchase the product based on a positive or neutral experience, or they will not re-purchase the product based on a negative or neutral experience. Consider Figure 2.1 below.

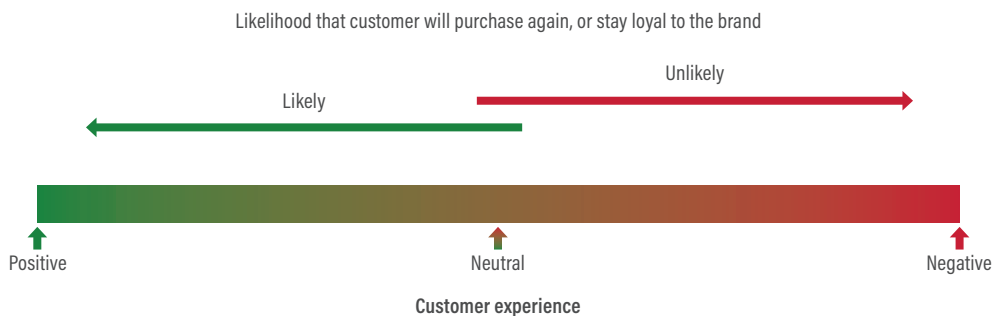


Figure 2.1 The customer experience determines the probability of re-purchase

2.4 KEY DIGITAL CONCEPTS INFLUENCING CUSTOMER BEHAVIOUR

The pervasiveness of digital has changed the way that customers make purchasing decisions. For one thing, information is constantly at their fingertips and available to them. Whereas customers would perhaps see a new product in a magazine ad or hear about it on the radio, they are now bombarded with targeted ads, banner ads, and more, whenever they open their browsers or inboxes. Whereas 'word of mouth' used to refer to a person's friends, family, or neighbours, it may now refer to the people they follow on social media — and they may not even know these people personally.

This is, however, not to say that the customer is a passive recipient of this information and content. Digital tools, such as the internet and social media, enable customers in a way that they have not previously been empowered. They can research more widely, they have access to products and services that may not be available locally; and they have more recourse if the experience is not a positive one.

Marketers now have more power, too. By analysing customer data, they can improve customers' experiences and increase engagement rates and conversions. Access to this data is perhaps one of the most integral uses of digital to connect with customers and create more brand awareness and loyalty.

There are three main concepts that you should understand when considering customer behaviour:

1. The impact of digital, or digital disruption
2. Global citizenship and the idea of global 'tribe'
3. The attention economy.

2.4.1 The impact of digital

Digital disruption, which is discussed throughout this book, can appear in many small and large ways. If there's one thing the past 20 years have taught us, it's that there is constant disruption and upheaval in the digital world. How we communicate with one another, how we shop, how we consume entertainment, and how we see ourselves in the world, has all changed because of digital. And these changes are accelerating.

One of the results of digital tools and media is a destabilising of the status quo. All industries are vulnerable to change when a product or service comes along that meets user needs in an unprecedented way. Netflix has disrupted the media industry, airbnb has changed travel, and Uber has dramatically impacted what individuals can expect from transport options. At the core of their offerings is personalisation. Customers want to be treated as individuals, not as users, accounts, or prospects. Personalisation is a chance to use behaviour as the most important clue about what people want and more importantly, what they need (Godin, 2014).



Figure 2.2 Netflix, Uber, and airbnb fundamentally changed the way that consumers watch television, travel short distances, and find accommodation

All three of these tools use customer data in some way to offer, improve, or price their services. Consider how Netflix recommends particular shows or movies based on previous viewing history. The catalogue is too vast for people to be able to find what they will enjoy without assistance. Therefore, an algorithm has been developed to push relevant content to the fore, making it easier to access; ultimately, the user experience is less frustrating and disappointing. Uber uses data to either reduce or increase ride prices based on demand in a particular area, and at a certain time.

Take into account that people born after 1985, more than half the world's population, have no idea what a world without the internet is like. They only know a rapid pace of advancement and some tools that serve them better than others.

The internet seeks no middlemen. Established industries or organisations can be bypassed completely when people are in control. Your customers can find another option with one click, and are increasingly impatient. They are not concerned with the complexity of technical aspects of how the site functions; they are simply interested in the fact that it does. People will use the service that best serves them, not what best serves an industry or existing regulations.

2.4.2 The global citizens and their tribe

Coupled with these empowered digital consumers, who are changing digital and driving disruption as much as digital is changing them, is the contradiction evident in the relationship between a global citizen and increasingly fragmented and differentiated tribes built around interests. National identity, given global migration and connectivity, has shifted as the world becomes smaller. The internet has created space for people to create, form, support, and evolve their own niche communities. This duality forces marketers to keep cognisant of international shifts while tracking and focusing on niche communities and specific segments within their market. It is important to remember that tribes are fickle and nomadic; you need to feed their passions and beliefs.

Figure 2.3 offers a simplified view of parenting communities and how global trends filter down, from a global community to a more personal, local level.

NOTE

Internet users are moving from sharing as a method of broadcasting themselves, into a way of sharing that has community at heart. Online communities encourage connection around common interest, are more trusted, and give participants a sense of belonging in the digital world.

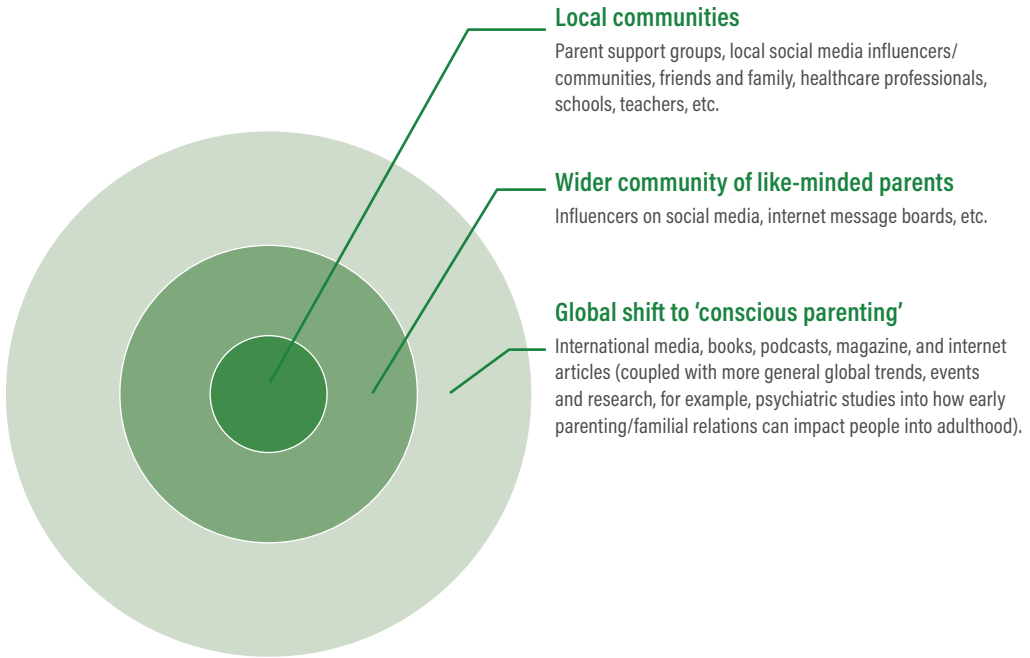


Figure 2.3 How global trends filter down to local communities

2.4.3 The attention economy

Attention is a resource — a person only has so much of it.

(Matthew Crawford)

The attention economy describes attention as a scarce resource, and considers the ways that it can be captured and retained long enough for information to be absorbed, or for a customer to make a purchasing decision. Media forms and the mediums through which they can be consumed have exploded over the last decade, and it's increasingly difficult to get the attention of those you are trying to reach. Your customer is distracted and has many different things competing for their attention.

If a customer is not interested, they will quickly disengage. Likewise, if they feel that something is not relevant to them, they will turn their attention to something else.

2.5 TOOLS FOR UNDERSTANDING YOUR CUSTOMER

Despite the complexity of the customer landscape, various tools and frameworks are available to consider your customer. The goal with many of these is to inform your decision making and help you think from the perspective of your customer.

To build a robust user persona, you should consider the demographics, psychographics, and motivators for your customers.

Demographics and psychographics

Understanding customers can involve two facets:

1. Understanding the physical facts, context, and income of their 'outer world', i.e., their demographics. These include their culture, subcultures, class, and the class structures in which they operate, among other factors.
2. Understanding the motives, desires, fears, and other intangible characteristics of their 'inner world', i.e., their psychographics. Here we can consider their motives, how they learn, and their attitudes.

Both facets above are important, though some factors may be more or less prominent depending on the product or service in question. For example, a women's clothing retailer needs to consider gender and income, as well as feelings about fashion and trends equally, while a B2B company typically focuses on psychographic factors as their customers are linked by a job function, rather than shared demographics.

Demographics can be laborious to acquire but are generally objective and unambiguous data points that change within well-understood and measurable parameters. For example, people get older, incomes increase or decrease, people get married or have children. Data sources like censuses, surveys, customer registration forms, and social media accounts are just a few places where demographic data can be gathered, either in aggregate or individually.

Psychographics, however, are fluid, complex, and deeply personal because, after all, they relate to the human mind. On top of that, there are other elements to consider: those 'human traits', habits and thought processes that apply to all of us, but play out in unique ways. This information is very hard to define, but when complementary fields work together, it's possible for marketers to uncover a goldmine of insight.

2.5.2 Understanding motivation

People make hundreds of decisions every day and are rarely aware of all of the factors that they subconsciously consider in this process. That's because these factors are a complex web of personal motivating factors that can be intrinsic or extrinsic and positive or negative.



Figure 2.5 Extrinsic and intrinsic motivators

Extrinsic motivators

Extrinsic factors are external, often tangible, pressures, rewards, threats, or incentives that motivate us to take action even if we don't necessarily want to. For example, a worker in a boring or stressful job may be motivated to keep going by their pay check, and drivers are motivated to obey traffic rules by the threat of getting a fine or hurting someone.

Marketing often uses extrinsic motivators to provide a tangible reward for taking a desired action. Some examples include:

- **Limited-time specials and discounts:** The customer is motivated by a perceived cost saving and the urgency of acting before the offer is revoked.
- **Scarcity:** The limited availability of a product or service is used to encourage immediate action.
- **Loyalty programmes:** They typically offer extrinsic rewards like coupons, exclusive access, or free gifts in exchange for people performing desired behaviours.
- **Ancillary benefits:** They can include things such as free parking at the shopping centre if you spend over a certain amount at a specific store.
- **Free content or downloads:** They can be obtained in exchange for contact details, often used for subsequent marketing activities.

Booking.com, for example, uses a range of extrinsic motivators to encourage customers to book quickly, including a price discount exclusive to their site and urgency through the use of the words "High demand", "Only three rooms left" and, "There are two other people looking at this hotel!". All of these factors nudge the customer to book quickly to avoid missing out on what is framed as a limited-time opportunity.


Room Type	Max	Price for 4 nights	Conditions	Nr. rooms	Reservation
<p>▶ Classic Double or Twin Room</p> <p>🌿 Air conditioning 🚿 Private bathroom 📶 Free WiFi More</p> <p>Prices are per room for 4 nights</p> <p>included: 10 % VAT</p> <p>not included: € 7.00 City tax per person per night. ?</p>	👤	<p></p> <p>ZAR 19,125</p> <p>Today's Value Deal</p>	<ul style="list-style-type: none"> • Special conditions, pay when you stay ? • 🍳 Breakfast included 	<p>0 ▾</p> <p>Only 3 rooms left on our site!</p>	<p>I'll reserve</p> <p>No booking or credit card fees!</p> <p>There are 2 people looking at this hotel.</p>
<p>▶ Superior Double or Twin Room</p> <p>🌿 Air conditioning 🛀 Bathtub 🚿 Private bathroom 📶 Free WiFi More</p> <p>Bed preference: <input type="text" value="No preference"/></p> <p>In high demand – only 3 rooms left on our site!</p> <p>Prices are per room for 4 nights</p> <p>included: 10 % VAT</p> <p>not included: € 7.00 City tax per person per night. ?</p>	👤	<p>ZAR 23,625 ?</p> <p>ZAR 20,625</p>	<ul style="list-style-type: none"> • Non-refundable ? • 🍳 Breakfast included 	<p>0 ▾</p>	
	👤	<p>ZAR 27,750 ?</p> <p>ZAR 23,250</p>	<ul style="list-style-type: none"> • Special conditions, pay when you stay ? • 🍳 Breakfast included 	<p>0 ▾</p>	

Figure 2.6 A screenshot of Booking.com using extrinsic motivators

The problem with extrinsic motivation is that a customer can often perform the desired action to get the reward or avoid the threat without fully internalising the meaning or marketing message behind the gesture. Or worse, the required action becomes 'work', diminishing the enjoyment of the task and the reward.

Some people will, for example, swipe in at the gym with their membership card to avoid losing their access, but won't actually exercise. Some might log in to a website every day to accumulate points without actually looking at the specials on offer.

Kohn (1987) summarised the three risks of extrinsic rewards:

1. "First, rewards encourage people to focus narrowly on a task, to do it as quickly as possible and to take few risks.
2. Second, people come to see themselves as being controlled by the reward. They feel less autonomous, and this may interfere with performance.
3. Finally, extrinsic rewards can erode intrinsic interest. People who see themselves as working for money, approval or competitive success find their tasks less pleasurable, and therefore do not do them as well."

Intrinsic motivators

Somebody who is intrinsically motivated performs an action for an intangible benefit simply because they want to, or for the pleasure, fun, or happiness of it. Intrinsic motivators are much subtler and more difficult to quantify, but are also more powerful and longer-lasting drivers of human behaviour.

Some common forms of intrinsic motivation include:

- **Love:** This includes not just romantic love, but also the love of an activity or outcome.
- **Enjoyment and fun:** Few intrinsic motivators are as powerful as the desire to have a good time.
- **Self-expression:** Some people act in a certain way because of what they feel the action says about them.
- **Personal values:** Values instilled through cultural, religious, social, or other means can be powerful motivators.
- **Achievement or competence:** When people challenge themselves, take a meaningful personal risk, or attain a long-desired goal, they are acting because of an intrinsic motivation.
- **Negative intrinsic motivators:** Fear, embarrassment, and inertia are some powerful drivers that rely on negative emotions.

The following ad (Figure 2.7) combines multiple intrinsic motivators to drive home a message. It appeals to pet owners' love and sense of responsibility for their pets, as well as testing their competence as a 'good' pet owner. It also touches on negative motivators: fear for the pets' health and a sense of shame if they are not feeding their pets an appropriate diet.



Figure 2.7 This advert for a brand of dog food, reads “Stop treating your dog like a trashcan”

2.6 Finding the right motivators

Many brands develop elaborate marketing campaigns with gimmicks and rewards, but find that these fail. This is often because of a misunderstanding of the motivators that drive customers to take action in the first place. Marketers tend to overvalue how much people like, understand and care about brands, which can lead to a disconnection from the audience.

The most important factor to consider in choosing a customer motivator is relevance to the customer, to the brand, and to the campaign. Ask yourself, “Is the incentive you are offering truly relevant and useful?”

Most complex human actions involve a combination of factors. For example, we work because of the external pressure to earn money, and some also get an intrinsic reward in the form of achievement, self-expression, or making a difference in the world. Both factors are important, and if one is missing, the other needs to compensate strongly for this; i.e. interns working for free to get ahead quickly in their careers; people being paid more to stay in a difficult or unfulfilling job.

The success of your customer persona will depend on how carefully you interrogate assumptions about your customer, how carefully you draw on research, and how you prioritise understanding their motivations and the way decisions are made.

2.6.1 Knowing your customer

One tool to understand your customer is to examine a day in the life of (DILo) the customer. DILo is a useful marketing tool, because it can help you uncover certain motivations, triggers, stress points, and opportunities.

Consider a brand that is aimed at lower income families. Once you analyse this customer's DILo, you would realise that:

- You would need a mobile app or at least a mobile-friendly website, because the majority of lower income families do not have access to a PC or laptop
- Your app or website would need to have very low data demands
- Your campaigns would be aimed during the early mornings or early evenings, when people are likely to be commuting and, therefore, on their mobile devices
- Your campaigns would need to be very clear on pricing and value.

Can you recognise how, by understanding the customer's day, you can make better marketing decisions? Knowing your customer puts your product or service in their line of sight and allows you to save money and resources, while also maximising impact.

2.6.2 Decision making and behavioural economics

One significant shift in understanding customers over the past few years has come from the fields of psychology and economics. This area of inquiry, behavioural economics, looks at what assumptions or behaviours drive decision making. An understanding of individual motivations and interactions between customers and your brand can help you cater to what your market really wants or needs.

As an example, industrial designer Yogita Agrawal designed an innovative and much-needed human-powered light for people in rural India. Although the product ingeniously took advantage of the locals' mobile lifestyle – the battery is charged through the action of walking – and the idea was well received, initially no one actually used the product. Agrawal eventually discovered the simple reason for this: the device had a plain, ugly casing that did not match with the vibrant and colourful local dress at all. When she added a colourful and personalisable covering to the device, usage shot up dramatically. Although she had found the big insight, that walking can generate energy to power lights in areas not served by the electrical grid, it took a further understanding of regional preferences to truly make the device appealing.

If marketers can apply this insight to their strategies and campaigns, it means that they may be able to get more customers to take desired actions more often, for less cost and effort. This is the ideal scenario for any business.

Biases

Cognitive biases

Cognitive biases are our own personal prejudices and preferences, as well as common ways of thinking that are inherently flawed. A classic example is confirmation bias, where we take note of information that confirms our beliefs or worldview, but discount or ignore information that doesn't.

Try it for yourself! The next time you are driving or commuting, pay attention to all the red cars on the road. Does it begin to seem like there are more red cars than usual?

Below are some of the most important biases that marketers should be aware of (Taylor, 2013).

Table 2.2 Biases that marketers should be aware of

Category	Bias	Elaboration
Information	Knee-jerk bias	Making a quick decision in a circumstance where slower, more precise decision making is needed.
	Occam's razor	Comparing two competing ideas, the simplest one is usually preferable or true.
	Silo effect	Using a narrow approach to form a decision.
	Confirmation bias	Only focusing on the information that confirms your beliefs (and ignoring disconfirming information).
	Inertia bias	Thinking and acting in a way that is familiar or comfortable.
	Myopia bias	Interpreting the world around you in a way that is purely based on your own experiences and beliefs.
Ego	Loss aversion bias	Tending to favour choices that avoid losses, at the risk of potential gains.
	Shock-and-awe bias	Believing that our own intelligence is all we need to make a difficult decision.
	Overconfidence effect	Having too much confidence in our own beliefs, knowledge, and abilities.
	Optimism bias	Being overly optimistic and underestimating negative outcomes.
	Force field bias	Making decisions that will aid in reducing perceived fear or threats.
	Planning fallacy	Incorrectly judging the time and costs involved in completing a task.

Pricing biases

There is also a lot of bias around the price of an item. Generally, we perceive more expensive to be better, and we can actually derive more psychological pleasure from them, even if the cheaper alternative is objectively just as good.

A classic example of this is wine-tasting, where in repeated experiments participants agree that the more expensive wine tastes better where, in fact, all the wines were identical. Taken even further, researchers discovered that people tasting the more expensive wines actually had a

heightened pleasure response in their brains, showing that researchers could generate more enjoyment simply by telling participants they were drinking an expensive wine (Ward, 2015).

Loss aversion

One of the most powerful psychological effects is the feeling of loss, when something we possess is diminished or taken away. The negative feeling associated with loss is far stronger than the positive feeling of gaining the equivalent thing. In other words, we feel the pain of losing R500 more acutely than the joy of gaining R500.

Marketers can use loss aversion very effectively in the way they frame and execute marketing campaigns. Here is an example: Consider giving a customer a free trial version of a service for a long period. This then becomes so useful and important to them that they would rather pay to avoid losing it. On-demand TV service Netflix, uses this to great effect with its 30-day free trial, especially since they ask for credit card details upfront so that shifting over to the paid version is seamless.

Heuristics

A heuristic is essentially a decision-making shortcut or mental model that helps us to make sense of a difficult decision-making process, or to estimate an answer to a complex problem.

Some classic examples include:

- **The availability heuristic:** We overemphasise the likelihood or frequency of things that have occurred recently because they come to mind more easily.
- **The representativeness heuristic:** We consider a sample to represent the whole for example, in cultural stereotypes.
- **The price-quality heuristic:** We consider more expensive things to be better quality. A higher price leads to a higher expectation, so this can work both to the advantage and disadvantage of marketers. For products where quality is measurable and linear, the price needs to correlate, and a higher price needs to be justified tangibly. For products or services where quality is less tangible or more subjective, such as food, drinks, experiences and education, in many ways the price can *heighten* the perceived quality and experience even on a neurological level.
- **Anchoring and adjustment heuristic:** We make decisions based on relative and recent information rather than broad, objective fact. In marketing, this can be used to steer customers to the package or offer that the brand most wants them to take.

Choice

Choice in its simplest form, is the ability to make a decision when you have two or more possibilities. How do people choose? This is a difficult question to answer because people decide based on irrational, personal factors and motivators, objective needs, and their immediate circumstances.

Word of mouth or peer suggestions

We are very susceptible to the opinions of other people and tend to trust the opinions of friends, family, trusted experts, and 'people like us' over companies or brands. We are also much more likely to join in on an activity like buying a specific product if we see others like us doing it first. This is the notion of social proof. Human beings generally rely on early adopters to lead the way, with the vast majority waiting for a new product or service to be tested before jumping on board.

This is why many brands use spokespeople or testimonials. They act as a reassurance to the potential customer that other normal people actually experience the benefits that are promised. This also highlights the importance of positive online word of mouth. The Zero Moment of Truth (ZMOT) is the moment that occurs after the customer has been exposed to your brand, but before a purchase is made. People do extensive research online before important purchases and can have their minds swayed by the reviews, experiences, and opinions of others who are often strangers.

Consider the rise of #BookTok, a subcommunity on the social media platform TikTok, which focuses on book reviews and recommendations. Globally, publishers are seeing tangible results and an uptick in sales directly related to #BookTok. Interestingly, backlist titles (in other words, books that are not new releases) are also seeing a rise in sales directly influenced by 'BookTokers'. This is partly due to how quickly and easily accessible these reviews are. However, there is also a level of trust in the reviews, particularly if the review comes from one of the more popular accounts.

Personal preferences and history

Some of our decisions are based on very personal factors, such as a favourite colour, a positive past experience, or a historical or familial association. For example, some people may choose to buy the same brand of breakfast cereal that they remember eating as a child, regardless of the price or nutritional benefits. For them, the total experience and good feelings form part of the overall value they derive. This is why many brands place emphasis on their long and prestigious histories.

Habits

Habits form when we buy the same thing because we've always bought it, and it's simply the easiest option.

Habits are typically triggered by an outside or environmental factor (the cue), which then causes us to act out our habit (the action), after which we receive a positive boost (the reward). This sequence is referred to as the habit loop.

In marketing, the goal is to get a customer to form a habit loop around purchasing or using the brand's offering. For example, many snack brands try to associate the environmental cues of

hunger or boredom with their products, such as KitKat’s “Have a break” or SNICKERS’ “You’re not you when you’re hungry” campaigns.

Loyalty programmes can play a key role in helping customers solidify a habit. For example, given the choice of two similar coffee shops on the morning commute to work, a person may be more inclined to visit the one offering a free coffee once they’ve collected a card full of stamps (even if that means going out of their way or paying a bit more for what is essentially a small discount). Eventually, the routine becomes set and it becomes easier to stick to the safe, familiar option.

Below are some examples from brands that encourage habit formation.

Table 2.3 How brands capitalise on habits

Brand	Cue	Routine	Reward
Starbucks	Walking to work in the morning	Get my regular coffee order	A caffeine hit and a friendly interaction with the barista
Nike	Mobile app reminder to go for a run	Put on Nike shoes, go to the gym	Endorphins, satisfaction at living a healthy, aspirational lifestyle
Movie theatre	Smell of popcorn	Buy a snack set from the counter	Tasty snack, experiencing the ‘full’ movie-going experience

How do habits form? To create a habit, you need to perform a repeated action many times in a row. The harder the action, such as going for a jog each morning, the longer and more consistently you need to practice the behaviour. Once the habit sets, it becomes a mental ‘shortcut’ that will take conscious effort to override in future.

Decision load

Making decisions is difficult, even if the decision is a low-stakes, low-impact one. Generally, psychologists agree that we have a certain quota of decisions that we can make every day, after which subsequent decisions become harder and more taxing, and often result in poorer outcomes called ‘decision fatigue.’ This is why leading thinkers try to cut out as many trivial decisions as possible. Steve Jobs of Apple famously wore the same blue-jeans-and-black-turtleneck outfit every day to save himself making that one extra decision every morning.

This is also why we tend to subconsciously eliminate unnecessary decisions and stick to reliable, tested habits. This is especially true for the fast-moving consumer goods (FMCG) sector. Consider your habits when buying toothpaste. Typically, you will purchase the same brand you always do without really thinking about it. Unless you had a terrible experience with the product, one toothpaste seems as good as the other and there’s no incentive to switch. You certainly won’t pause for five minutes in front of the shelf each time to carefully study each option before making your decision. It doesn’t matter enough to get the best one.

Now imagine that your usual brand is out of stock. Suddenly, instead of relying on the existing habit, you are forced to make the decision from scratch at which point marketing factors and price can play an important role. However, crucially, it is the experience that the new product delivers that will be the deciding factor. If the new toothpaste is similar or inferior to the usual brand, there's no incentive to change the buying habit.

Defaults

Providing a 'default option' can be a powerful decision-making shortcut, because it removes the need to make an active decision. Defaults work for a number of reasons.

- **They offer a path of least resistance:** The default setting is perceived to be the one that is good enough for most people, and requires the least amount of thought and customisation. This is ideal for reducing effort.
- **They serve as a social signal:** The default is seen as the socially approved option, as the presumption is that the majority will choose this, and there is safety in aligning with the majority.
- **They offer assurance:** Similarly, we also presume that the default choice has been selected by an expert because of its merit to the end user.
- **They take advantage of loss aversion:** When it comes to sales and marketing, effective default packages typically include more products or services that are strictly needed to increase the value and therefore the price. This is done simply because opting for a more basic version involves the customer taking elements away, and therefore suffering a loss. Once the default price has been anchored in the customer's mind, there is less incentive to remove unwanted elements, even if the price gets reduced. For example, when buying a new laptop, the customer may be offered a package deal that includes antivirus software, a laptop bag, a wireless mouse, and other related accessories.

Choice architecture

You can simplify your customers' decision-making processes by cleverly designing the choices you offer. This is called choice architecture.

While the following are guidelines only, they should be tested thoroughly based on your own individual context, brand, and customers. Generally speaking, a good choice architecture has the following characteristics:

- **A small number of choices:** Usually not more than five choices are offered, though ideally three. The smaller the number of options to choose from, the easier it is for the customer to distinguish the differences between the options and to avoid a feeling of missing out.
- **A recommended or default option:** Because people consider expert advice and social preferences when choosing, highlighting one option as 'the most popular choice' or 'our top-selling package' can direct people to the option you most want them to take.
- **A visual design hierarchy:** Typically use colour and size. To make your preferred option stand out, one easy trick is to make it bigger and brighter than the options around it.

Mixpanel strongly emphasises its business plan as the ideal choice, not only is it highly emphasised compared to the surrounding options, it includes a ‘best value’ assurance.

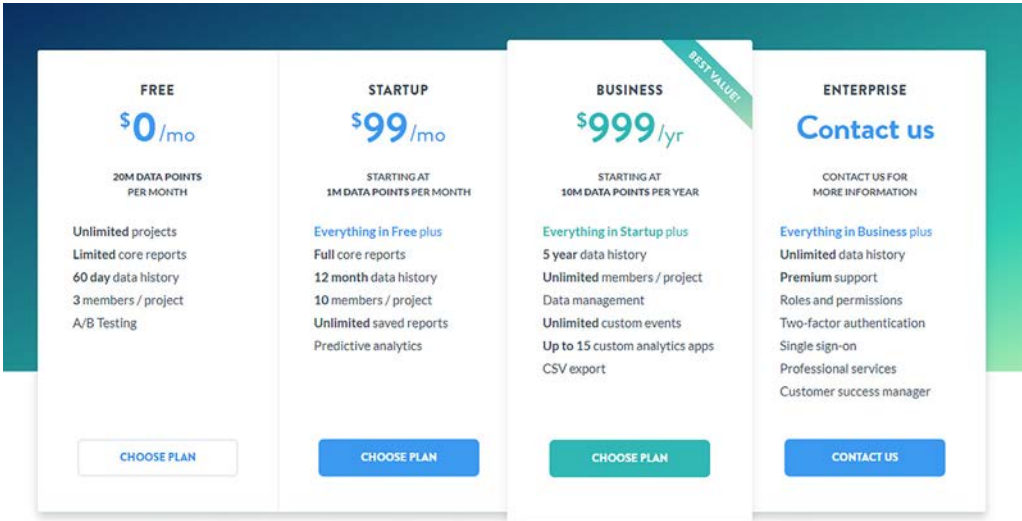


Figure 2.8 Mixpanel highlighting their business option as the ideal

2.6.4 Customer experience mapping

Once you have carefully crafted personas to guide you around who your customer groups are, you need to understand how and where they are engaging with your brand. This is where customer experience mapping comes into play.

A customer experience map visually identifies and organises every encounter a customer has (or could have) with your company and brand. These interactions are commonly referred to as ‘touchpoints’ (Kramp 2011).

NOTE

Customer experience mapping is a broad view of the customer’s interaction with your product or service. A user experience map (primarily used in designing website or app functionality) focuses on that part of the user journey. You will learn more about this in **Chapter 6: User experience design.**

You can use it as a tool to map your entire customer experience or to drill down into detail for particular parts of that experience. Examples include in-store purchasing or someone trying to buy something on your website.

The customer experience map should detail how customers are feeling at various points in their interaction with you and also highlight any pain points that they may be experiencing. Identifying these problems or dips in their experience presents opportunities for engagement and also helps to explain your customer behaviour in context.

Towards creating your map

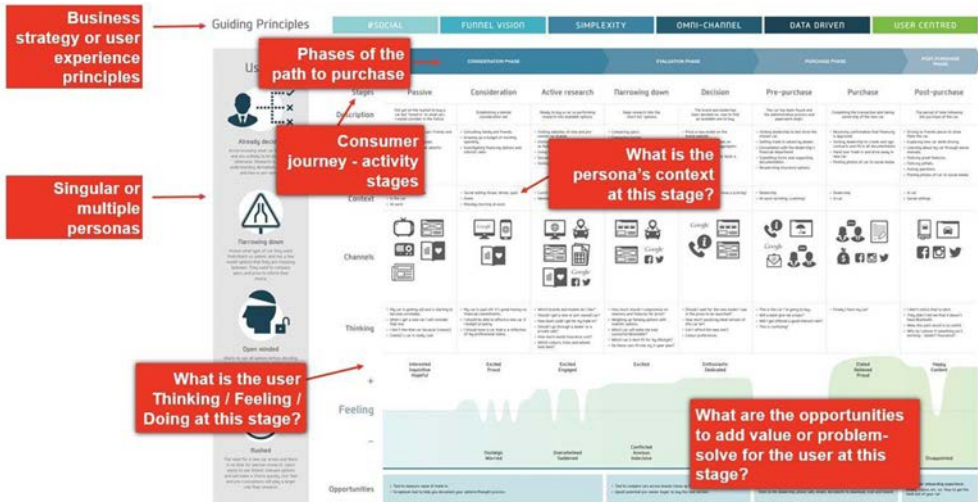


Figure 2.9 An experience map highlights opportunities for improving your customer experience

Customer experience maps should vary from business to business, so one shouldn't just follow a blueprint. Evaluate the customer journey from consideration through to purchase and hopefully, loyalty. The experience map looks at the progression from consideration through to post purchase in great detail and visually synthesises your customer's behaviour and motivations at every point of contact with your brand. Look at the example above, which includes some key sections:

- **Phase:** Where is your customer in their interaction with your brand?
- **Doing, thinking, feeling:** How does what they are feeling and doing vary from stage to stage?
- **Channels:** What channels or contact points are involved in facilitating this stage of their journey?
- **Opportunities:** What opportunities exist to solve pain points for your brand?

2.6.5 Customer data

Digital marketing offers marketers a unique opportunity for timely and useful data collection, particularly about customers. Collecting the data, however, is one thing. The way to really make it worth your time is to analyse and learn from it, either to inform a marketing campaign or future product development.

NOTE

Once again, the importance of data is emphasised. This is arguably the most critical takeaway from a course in eMarketing: marketing decisions can and should be made using real and up-to-date data.

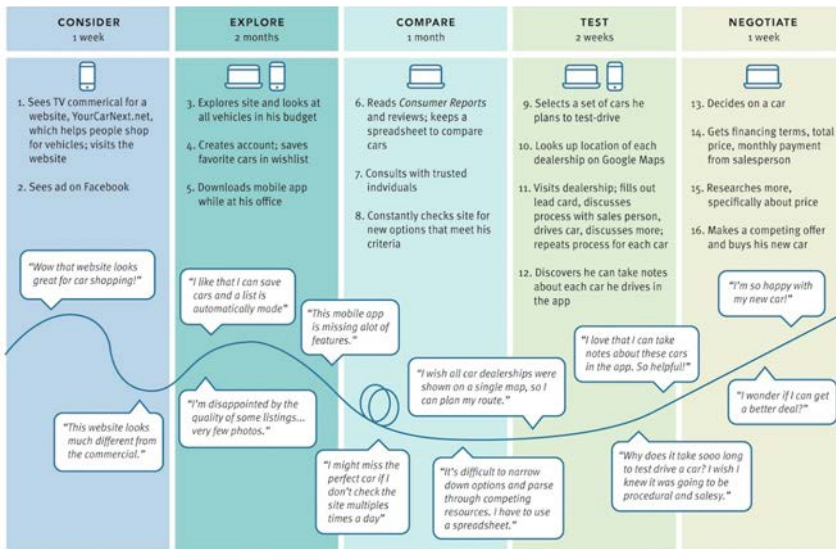


Figure 2.10 A customer experience map of buying a car

There are five basic steps to data collection.

1. **Establish the goal:** Decide what data you are collecting and why you are doing it.
2. **Impose a timeframe:** Data collection should have a set timeframe.
3. **Pick a data collection method:** Choose how you will collect data based on your goals and set timeframe.
4. **Collect the data:** You can do this via surveys, online tracking, transactional data tracking, online marketing analysis, and collecting subscription data.
5. **Analyse and learn from the data collected:** This is the most crucial part of this exercise. There is no use collecting data if you are not going to use it.

2.7 MEASURING SUCCESS

The ultimate test of how well you understand your customers is evident in the success of your product or service. Targeted and relevant communication about a well-positioned project can drive sales.

Data on the success of your campaigns, from social media analytics through to site visits and customer service feedback, should both act as measures of success and feed into course correcting your marketing efforts or, where applicable, the nature of your actual product or service.

NOTE

You will learn more about this in **Chapter 20: Tracking and analysis.**

Every measure and data source discussed throughout the rest of this book should feed into your evolving picture of your customer. Personas and customer experience maps should be living documents and tools.

2.8 CASE STUDY: CHECKERS SIXTY60

Checkers is a FMCG retailer founded in 1956.

One-line summary

As part of their 'strategy to grow and monetise its ecosystem of value for customers,' South African grocery retailer, Checkers, followed global trends towards on-demand, 'quick commerce' grocery delivery services, and are now local market leaders with over 1.5 million app downloads.



The problem

Checkers, a major grocery retailer in South Africa, observed a global trend towards on-demand grocery services. Other grocery retailers, such as Woolworths Food and Pick n Pay, were offering grocery delivery but customers had to pre-book delivery slots with turnaround times of more than 12 to 24 hours, and the ordering mechanisms were clunky and inefficient.

The solution

Checkers went in a completely different direction, choosing to focus on a more convenient ordering and delivery process for the customer.

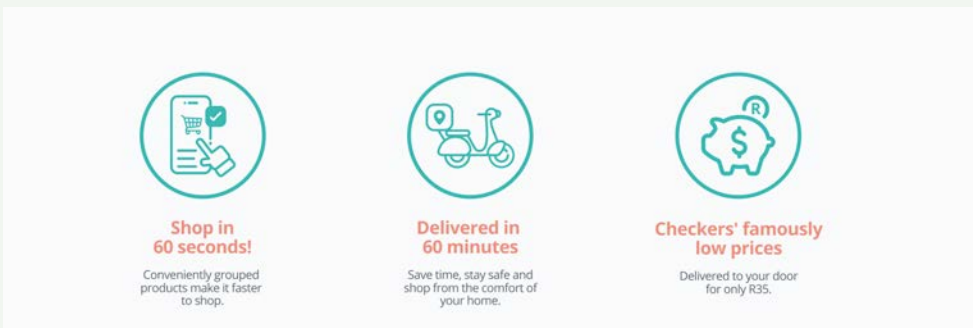


Figure 2.11 Ordering and delivery made easy

1. They launched a simple and easy-to-use app-based service called Checkers Sixty60.
2. They reinforced their market position as a quality, high-value, affordable grocer.
3. They localised ordering and delivery. Customers share their location so that the app can find the closest store to them. This means that customers' orders can be delivered faster due to proximity.
4. They employed their own delivery personnel (rather than relying on a logistics company), most of whom use branded motorcycles and can therefore move around towns and cities more easily.

- They limited the number of items allowed to 30, which means that turnaround/delivery times can be within 60 minutes and that people order more often.

The results

Launched months before lockdown was enforced in South Africa due to the COVID-19 pandemic, Checkers Sixty60 has the lead on other retailers who launched later (for example, Woolies Dash and Pick n Pay Asap!). The service was very popular during 2020 but has continued to grow even as lockdown restrictions were lifted. This is as a result of the value that customers derive from the service, as well as the positive experiences before, during, and after ordering, live shopping (where customers can make replacement decisions in the app if a product is unavailable), and delivery (where customers can track the driver to their door).



Figure 2.12 Exponential growth of Sixty60 over a year

To further appeal to customers, the brand has also adopted an eco-friendly approach, offering a recycling service. The driver will collect the brown bags from a previous delivery when delivering the latest order.

(Source: BUSINESSTECH, 2021)

2.9 CASE STUDY QUESTIONS

- List some intrinsic and extrinsic motivators that contributed to the success of Checkers Sixty60.
- What kind of data is important for the continued success of the service? How would this be collected?
- What can you learn from the launch of Checkers Sixty60 from a branding perspective, but also from the perspective of paying attention to global trends?

2.10 THE BIGGER PICTURE

Customers are autonomous beings, who make decisions every day – what to wear, what to eat, how to travel to work, what to use on their bodies, faces, and hair, what to feed their children and pets, the list goes on and on. In a maelstrom of information, you need to make your product and service stand out. This requires knowing your customer intimately, and you can only learn about your customers by taking the time to get to know them. With this knowledge, you can recommend a product to fit their needs or desires; or you can craft a product or service to fit into their lifestyles; or, even more ambitiously, you can tell them and show them what they never knew they wanted. Always put your customer front and centre. Do not get so bogged down by your own concepts and preconceived ideas that you forget that they are the people you are targeting and creating content and products for.

2.11 SUMMARY

People have come to depend on and shape the digital channels that enable connection, individual interest, and the disruption of industries. Your consumers are connected, impatient, fickle, and driven by a number of motivations and contextual realities. Only through targeting and understanding specifically can you reach them and ensure the success of your brand.

Some tools can help you paint a picture of your customers and their experience of your brand by depicting complex motivations, both external and internal. These tools enable real customer data and research, that consider the complex and sometimes irrational influences on how people make decisions. Customer personas, customer experience maps, and the field of behavioural economics can all help to shape your thinking and drive your approach.

2.12 CHAPTER QUESTIONS

1. What is behavioural economics?
2. What traps should you avoid when developing a consumer persona?
3. What is the relationship between a consumer experience map that depicts your customers' entire journey and an experience map used in the user experience design discipline?

2.13 FURTHER READING

Bendle, N.T., Farris, P.W., Pfeifer, P.E., Reibstein, D.J., 2017. *Key Marketing Metrics: The 50+ metrics every manager needs to know* (2nd edition). Pearson Education Limited: UK.

Eisenberg, B. and Eisenberg, J., 2006. *Waiting for Your Cat to Bark? Persuading Customers When They Ignore Marketing*. Thomas Nelson Publishers: USA.

www.slideshare.net/philipdemeulemeester/behavioural-economics-in – This presentation offers a good summary of the key topics and ideas within behavioural economics.

2.14 REFERENCES

- BUSINESSTECH, 2021. Checkers is building something quite remarkable – and far bigger than its competitors. [Online]
Available at: businesstech.co.za/news/technology/518878/checkers-is-building-something-quite-remarkable-and-far-bigger-than-its-competitors
[Accessed 22 May 2022]
- Chernets, N., 2021. How to Collect Digital Marketing Data in 5 Easy Steps. [Online]
Available at: www.entrepreneur.com/article/386543
[Accessed 11 February 2022]
- Culoso, A. & Kalthorn, K., 2021. The Next Literary Frontier: The Rise of BookTok. [Online]
Available at: thehoya.com/the-next-literary-frontier-the-rise-of-booktok/
[Accessed 9 February 2022]
- Eisenberg, B. and Eisenberg, J., 2006. *Waiting for Your Cat to Bark? Persuading Customers When They Ignore Marketing*. Thomas Nelson Publishers: USA.
- Godin, S., 2014. ...different people differently. [Online]
Available at: seths.blog/2014/01/different-people-differently/
[Accessed 22 May 2022]
- Gouillart, F. & Sturdivant, F.D., 1994. Spend a Day in the Life of Your Customers. [Online]
Available at: hbr.org/1994/01/spend-a-day-in-the-life-of-your-customers
[Accessed 7 February 2022]
- Juarez, A., 2021. The Last Thing You Need to Read about Book TikTok. [Online]
Available at: electricliterature.com/the-last-thing-you-need-to-read-about-book-tiktok/
[Accessed 9 February 2022]
- Kohn, A., 1993. *Punished by rewards*. Houghton Mifflin Company, New York, New York.
- Taylor, J., 2013. *Psychology Today*, 2013. Cognitive Biases Are Bad for Business. [Online]
Available at: www.psychologytoday.com/blog/the-power-prime/201305/cognitive-biases-are-bad-business
[Accessed 10 March 2022]
- Risdon, C., 2011. The Anatomy of an Experience Map. [Online]
Available at: articles.ue.com/experience_map/
[Accessed 9 March 2017]
- Ward, V., 2015. *The Telegraph*: People rate wine better if they are told it is expensive. [Online]
Available at: www.telegraph.co.uk/news/shopping-and-consumer-news/11574362/People-rate-wine-better-if-they-are-told-it-is-expensive.html
[Accessed 31 August 2017]

2.15 FIGURE ACKNOWLEDGEMENTS

Figure 2.4: Profile with permission from Mirum, 2017. Image of person, Pixabay, 2018

Figure 2.6: Screenshot of www.booking.com

Figure 2.7: theultralinx.com/2014/07/40-striking-print-adverts

Figure 2.8: Screenshot, Mixpanel, 2017

Figure 2.9: Used with permission from Mirum, 2017

Figure 2.10: www.nngroup.com/articles/analyze-customer-journey-map/

Figure 2.11: www.sixty60.co.za

Figure 2.12: businesstech.co.za/news/technology/518878/checkers-is-building-something-quite-remarkable-and-far-bigger-than-its-competitors

Sixty60 logo: www.sixty60.co.za

03

MARKET RESEARCH

In this chapter, you will learn:

- About key concepts in conducting market research
- About several methods for conducting online research, including surveys, online focus groups, and data sentiment analysis
- About possible problems and pitfalls to look out for when researching online
- How to describe the design thinking process
- How to explain why design thinking is important
- When design thinking is useful
- How data is used to improve the user experience and increase conversions
- How knowing your customers is integral to improving their experience with your brand.

3.1 INTRODUCTION

The internet is built for research. Whether it’s a consumer shopping around for prices, a researcher exploring a topic, or a fan looking up their favourite band, the internet provides new ways for gathering and analysing data.

Customers are able to research companies and products easily, gathering information to compare prices and services with a few clicks. Customers can also share likes and dislikes easily, with both companies and friends.

As a result, brands can study who their customers are, what they are interested in, how they feel about the brand, and the best times and places to engage with them. Insights can be gathered from ongoing market research, making it possible to course correct and apply data-driven decision making. This chapter will focus on tools and methodologies for gathering useful data.

3.2 KEY TERMS AND CONCEPTS

Table 3.1

Term	Description
Bounce rate	The number of people who view one page and then leave a website without viewing any other pages. Data statistics and facts collected for analysis.
Data sentiment analysis	The systematic analysis of subjective materials, such as survey responses or social media posts, in order to determine the attitude and intended emotional communication of the customer.
Focus group	A form of qualitative research where people are asked questions in an interactive group setting. From a marketing perspective, it is an important tool for acquiring feedback on new products and various topics.
Hypothesis	A supposition that is tested in relation to known facts; a proposition based on reason but not necessarily assumed to be true.
Listening lab	A testing environment where the researcher observes how a customer uses a website or product.
Observation/online ethnography	When researchers immerse themselves in a particular environment in order to gather insights.
Primary research	The collection of data to present a new set of findings from original research.

Qualitative data	Data that can be observed but not measured. Deals with descriptions.
Quantitative data	Data that can be measured or defined. Deals with numbers.
Research community	A community set up with the intention of being a source for research.
Research methodology	Methods employed in research to reach results.
Sample size	The number of respondents in a sample of the population.
Secondary research	The collection of existing research data.
Sentiment	The emotion attached to a particular mention, which is positive, negative, or neutral.
Statistically significant	A sample that is big enough to represent valid conclusions.

3.3 THE IMPORTANCE OF MARKET RESEARCH

The modern world can feel unpredictable. It is increasingly difficult to keep up with trends, customer needs, popular opinions, and competitors. So, how can you keep your brand and products relevant to ensure you are meeting your customers' needs?

The answer is to conduct market research. Market research helps you make informed business decisions. It involves systematically gathering, recording, and analysing data about customers, competitors, and the market, and turning this data into insight that can drive marketing strategies, product design and positioning, and communications strategies.

Online market research is the process of using digital tools, data, and connections to glean valuable insights about a brand's target audience. In other words, it's the process of learning about your audience by engaging and observing them online. Technology plays a key role in gathering data and connecting with research participants, and can make the whole process quicker and easier to manage than traditional offline research methods.

Traditional and online market research have the same goals and underlying principles, but online market research has the benefit of using digital technology, which provides a range of benefits:

- The internet is always on, meaning that data is readily available at any time.
- Many of the processes for finding, gathering, and storing data can be automated. For example, you can get an automatic email alert if someone mentions your brand, or you can set up self-administered digital surveys.

- You have access to a large number of participants around the world at the click of a button.

A lot of the information you will use is already being automatically collected, such as web analytics and social media data. All you need to do is access it.

People are often happy to share their own research, insights, and methodologies online, so you can access this trove of resources to inform your own research.

Online market research can be much more cost effective and quicker to set up than traditional research techniques.

There are many reasons why you should conduct regular market research, such as:

- Gain insights into your consumers, including:
 - what customers want and need from your brand
 - what customers like and dislike about the brand
 - why customers buy the brand's products or services
 - why potential customers might choose your brand over another
 - why customers do or do not make repeat purchases
- Understand the changes in your industry and business
- Discover new market trends on which you can capitalise
- Find new potential sales avenues, customers, products, and more
- Identify and engage new audiences
- Allow customers to help steer your business.

If you are able to understand your customers and the greater business context, you will be able to market more effectively, meet their needs better, and drive more positive sentiment around your brand. All of this adds up to happier customers and, ultimately, a healthier bottom line.

3.4 DESIGN THINKING

Design thinking is a process that can be used by marketers to understand their users. By applying design thinking, they understand, define, and redefine assumptions and problems and create solutions for the market. The most important characteristic of design thinking is that it is non-linear and iterative.

Because this process forces marketers to understand their users' needs (and, in fact, broader needs), it results in ideas that can be prototyped and tested. This keeps the marketers close to the users and results in products and services that actually meet people's needs — not just what companies *think* people need.

NOTE

Remember that comments made on social networks cannot represent the views of your entire target market. The validity of any data must be considered in light of your research design.

The five stages of design thinking are: empathise, define, ideate, prototype, test.

Notice that there is emphasis on prototyping and testing, as well as empathising. This is important because it is what makes design thinking so useful. Instead of working apart from customers and putting a product or service in the market that falls short, this process allows for more granular market research and iterative design.



Figure 3.1 The five stages of design thinking

Because this process is non-linear, it could look like this:

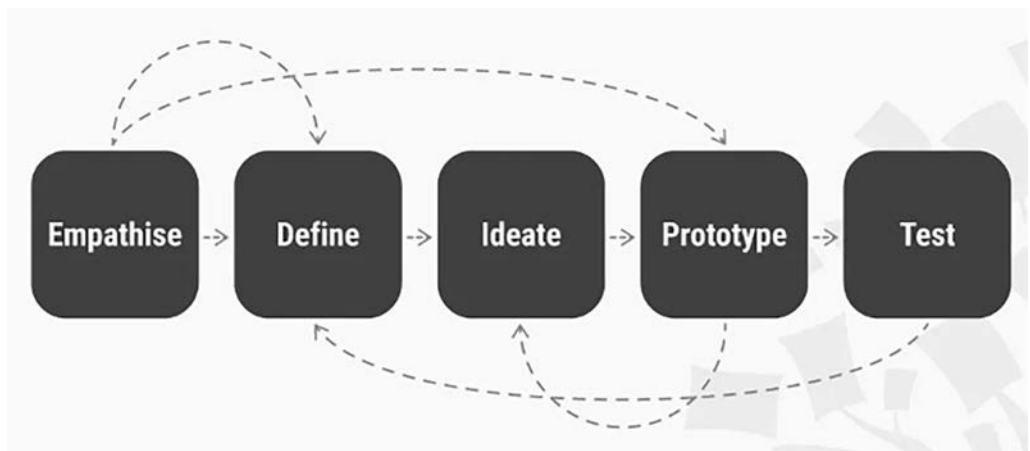


Figure 3.2 Design thinking requires re-thinking

3.5 KEY CONCEPTS IN MARKET RESEARCH

While the research field can be full of complex terminology, there are four key concepts to understand before conducting your own research:

1. Research methodology
2. Qualitative and quantitative data
3. Primary and secondary research
4. Sampling.

Let's consider each of these in turn.

3.5.1 Research methodology

Research methodology refers to the process implemented to conduct accurate and valuable analysis. The research process should involve the following steps:

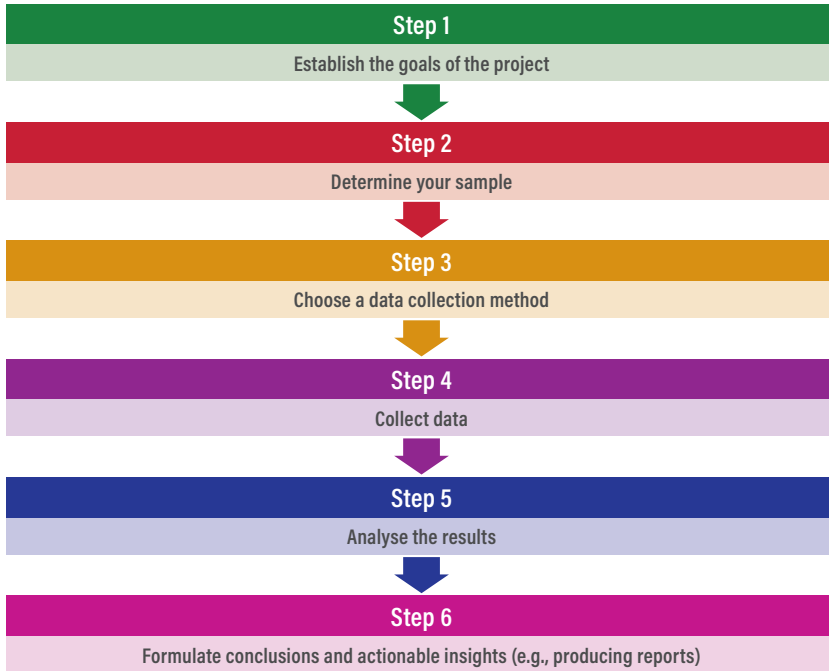


Figure 3.3 The steps in the research methodology process

Most often, market research focuses on specific issues unique to a business or brand. It is therefore not always possible to freely obtain comparable information to aid decision making. This is why it can be useful to start from a distinct research problem or hypothesis when kicking off such a project. Your question should guide your entire process, and will determine your choice of data collection method.

Another approach involves ongoing data collection. Unbiased decision making is far more accurately driven when aided by market insight. Many have argued that less expensive, ongoing data collection is increasingly a route proven to be useful to organisations.

3.5.2 Primary and secondary research

Research can be based on primary data or secondary data. Primary research is conducted when new data is gathered for a particular product or hypothesis. This is where information does not exist already or is not accessible, and therefore needs to be specifically collected from consumers or businesses. Surveys, focus groups, research panels, and research communities can all be used when conducting primary market research.

Secondary research uses existing, published data as a source of information. It can be more cost-effective than conducting primary research. The internet opens up a wealth of resources for conducting this research. The data could have originally been collected for solving problems other than the one at hand, so they may not be sufficiently specific. Secondary research can be useful for identifying problems to be investigated through primary research.

The internet is a useful tool when conducting both primary and secondary research. Not only are there a number of free tools available when it comes to calculating things such as sample size and confidence levels (see section **3.8 Tools of the trade** for some examples), but it is also an ideal medium to reach large numbers of people at a relatively low cost.

The internet and secondary research

Research based on secondary data should precede primary data research. It can be used in establishing the context and parameters for primary research. The data can provide enough information to solve the problem at hand, thereby negating the need for further investigation.

Secondary data can provide sources for hypotheses that can be explored through primary research. Sifting through secondary data is a necessary precursor for primary research, as it can provide information relevant to sample sizes and audience, for example. The data can be used as a reference base to measure the accuracy of primary research.

Companies with online properties have access to an abundance of web analytics data that are recorded digitally. These data can then be mined for insights. It's worth remembering, though, that it's usually impossible to access the web analytics data of competitors so this method will only provide information about your own customers.

Customer communications are also a source of data that can be used, particularly communications with the customer service department. Committed customers who complain, comment or compliment are providing information that can form the foundation for researching customer satisfaction.

Social networks, blogs, and other forms of social media have emerged as forums where consumers discuss their likes and dislikes. Customers can be particularly vocal about

companies and products. This data can, and should, be tracked and monitored to establish consumer sentiment. If a community is established for research purposes, the resulting feedback is considered primary data, but using social media to research existing sentiments is considered secondary research. The internet is an ideal starting point for conducting secondary research based on published data and with so much information out there, it can be a daunting task to find reliable resources.

NOTE

Consumer sentiment can be defined as an economic indicator that measures how optimistic consumers feel about their finances and the state of the economy. Consumers may be cash-strapped, but they still expect value for money, and convenience. Millennials, Generation Zs and Xs are also increasingly aware of the importance of sustainability and the environmental impact their shopping habits have.

The first point of call for online research is usually a search engine, such as [google.com](https://www.google.com) or [yahoo.com](https://www.yahoo.com). Search engines have an array of advanced features, which can aid online research. For example, Google offers:

- Advanced search: [google.co.za/advanced_search?hl=en](https://www.google.co.za/advanced_search?hl=en)
- Google Scholar: scholar.google.co.za/schhp?hl=en
- Google Book Search: [google.co.za/books?hl=en](https://www.google.co.za/books?hl=en)
- Google News Archive: news.google.com/newspapers

Many research publications are available online, some for free and some at a cost. Top research companies now feature analyst blogs, which provide some industry data and analysis free of charge.

Some notable resources are:

- [econsultancy.com](https://www.econsultancy.com)
- [experian.com/hitwise](https://www.experian.com/hitwise)
- [pewinternet.org](https://www.pewinternet.org) (US data)
- [nielsen.com](https://www.nielsen.com)

The internet and primary research

Primary research involves gathering data for a specific research task. It is based on data that has not been gathered beforehand. Primary research can be either qualitative or quantitative.

Primary research can be used to explore a market and can help to develop the hypotheses or research questions that must be answered through further research.

Generally, qualitative data is gathered at this stage. For example, online research communities can be used to identify consumer needs that are not being met and to brainstorm possible solutions. Further quantitative research can investigate what proportion of consumers share these problems and which potential solutions best meet those needs.

3.5.3 Quantitative and qualitative data

Data can be classified as qualitative or quantitative. Qualitative research is exploratory and seeks to find out what potential consumers think and feel about a given subject. Qualitative research aids in identifying potential hypotheses, whereas quantitative research puts hard numbers behind these hypotheses. Quantitative research relies on numerical data to demonstrate statistically significant outcomes. Quantitative data can be counted, or measured and can tell you how many, how much, and how often.

NOTE

With larger sample sizes, qualitative data can be analysed quantitatively.

The internet can be used to gather both qualitative and quantitative data. In fact, the communities on the web can be viewed as large focus groups, regularly and willingly sharing their opinions about products, markets, and companies.

In robust research studies, both qualitative and quantitative research can be applied at different stages of the study.

The main differences between quantitative and qualitative research are represented in Table 3.2 below.

Table 3.2 Differences between quantitative and qualitative data

	Quantitative	Qualitative
Data gathered	Numbers, figures, statistics, objective data	Opinions, feelings, motivations, subjective data
Questions answered	What?	Why?
Group size	Large	Small
Data sources	Surveys, web analytics data	Focus groups, social media
Purpose	Tests known issues or hypotheses Seeks consensus, the norm Generalises data	Generates ideas and concepts – leads to issues or hypotheses being tested Seeks complexity Puts data in context
Advantages	Statistically reliable results to determine if one option is better than the alternatives	Looks at the context of issues and aims to understand perspectives
Challenges	Issues can be measured only if they are known prior to starting Sample size must be sufficient for predicting the population	Shouldn't be used to evaluate pre-existing ideas Results are not predictors of the population

Both quantitative and qualitative research can be conducted online.

Web analytics packages are a prime source of data. Using data, such as search terms, referral URLs, and internal search data can lead to qualitative information about the consumers visiting a website. However, when data is measurable and specific, such as impressions and clickthrough rates, it leads to quantitative research.

3.5.4 Sampling

Qualitative research is usually conducted with a small number of respondents in order to explore and generate ideas and concepts. Quantitative research demands far larger numbers, enough to predict how the total population would respond.

You should ensure the sample is representative of the population you are targeting as a whole. If your business transacts both online and offline, be aware that using only online channels for market research might not accurately represent your target market. However, if your business transacts only online, offline channels for your market research are less necessary.

Because quantitative research aims to produce predictors for the total population, sample size is very important. The sample size needs to be sufficient in order to make statistically accurate observations about the population.

For example, if your website has 4 000 registered users you don't need to survey all of them in order to understand how the entire population behaves. You need to survey only 351 users to get a sample size that gives you a 95% confidence level with a $\pm 5\%$ confidence interval. This means that you can be 95% sure your results are accurate within $\pm 5\%$.

There are several sample size calculators mentioned in section **3.8: Tools of the trade**.

3.6 ONLINE RESEARCH METHODOLOGIES

There are many online market research methodologies. This chapter touches on three of the most popular and useful ones: surveys, online focus groups, and social media monitoring.

Which methodology should you choose?

That depends on a variety of factors, from your research question and purpose, to your budget and time. Here are some general pointers:

Surveys: Ideal for collecting large amounts of quantitative data and some qualitative data. They are quick and easy to set up and can run automatically.

Online focus groups: Ideal for engaging consumers and collecting qualitative data, such as opinions, ideas, and feelings about the brand. They require a larger time investment and a willing group of participants.

Online monitoring: Ideal for collecting qualitative data on brand sentiment, and can also provide some quantitative data around volume of interest in the brand. This data can be collected passively, and there are several tools that can automate this process.

3.6.1 Surveys

Surveys are questionnaires that contain a series of questions around a specific topic. Their purpose is to gather large volumes of quantitative data easily, though they can also collect some qualitative data.

Conducting surveys online allows for data to be captured immediately, and data analysis can be performed easily. By using email or the internet for conducting surveys, geographical limitations for collecting data can be overcome cost effectively.



Technology allows you to compile sophisticated and user-friendly surveys. For example, as opposed to indicating impressions on a sliding scale, respondents can indicate emotional response. The survey can also be tailored depending on previous answers, such as questions being skipped if they are not relevant to the respondent.

You can run ongoing online surveys at minimal cost. Simple polls can be used in forums and on blogs to generate regular feedback. Website satisfaction surveys are also an easy way to determine the effectiveness of a website or marketing campaign.

Surveys allow for instant feedback on questions or ideas from an existing community, such as a trusted group of thought leaders, your brand's social media fans, or a pre-created research community. Examples include Facebook polling apps and real-time mobile survey platforms.

Designing surveys

How you design a survey and its questions will directly impact your success. A survey can include any number and type of questions. More complicated questions should appear only once users are comfortable with the survey. Be careful that you do not introduce bias by asking leading questions.

Example:	
	
Do you agree that this conference venue is a world-class facility?	Rate your experience of our conference venue from 1 to 10.

In general, you will also find that you get more accurate answers when phrasing questions in the past tense than in the continuous tense.

Example:	
	
How many times a week do you buy take-away food?	In the past month, how many times did you buy take-away food?

Questions in the survey should be brief, easy to understand, unambiguous, and easy to answer. You can read more about survey questions here: hotjar.com/blog/survey-questions.

Marketing Survey
 Answers marked with a * are required.

1 / 2 50%

Page One

The following is a quick survey about [Product X]. Please answer clearly and honestly. Your feedback is greatly appreciated!

1. In the past week, how many [Product X] advertisements have you seen?

0
 1
 2
 3
 4 or more

2. Where have you seen advertisements for [Product X]?

Newspaper
 Magazine
 TV
 Internet
 Other (Please Specify)

3. What stuck out to you the most about the ads for [Product X]? What did you like or dislike about them?

4. Please choose how much you agree or disagree with the following statements about [Product X]:

	Strongly Disagree	Disagree	Undecided	Agree	Strongly Agree
Advertisements are interesting	<input type="radio"/>	<input type="radio"/>	<input type="radio"/>	<input type="radio"/>	<input type="radio"/>
Claims in advertisements are believable	<input type="radio"/>	<input type="radio"/>	<input type="radio"/>	<input type="radio"/>	<input type="radio"/>
Advertisements clearly show what is being offered	<input type="radio"/>	<input type="radio"/>	<input type="radio"/>	<input type="radio"/>	<input type="radio"/>
I plan to buy [Product X] in the future	<input type="radio"/>	<input type="radio"/>	<input type="radio"/>	<input type="radio"/>	<input type="radio"/>

Figure 3.4 An example of an online survey with different question types

Types of survey questions

1. Open-ended

Open-ended questions allow respondents to answer in their own words. This usually results in qualitative data.

Example:

What features would you like to see on the website for the digital marketing textbook?
www.redandyellow.co.za/course/textbook/

Type your responses here:

2. Closed

Closed questions give respondents specific responses from which to choose. These are typically multiple-choice questions with either one or multiple possible answers. Broadly speaking, closed questions can be answered with a 'yes' or a 'no'. Alternatively, they can be selected from a very specific set of responses that have been provided. This results in quantitative data.

Example:

Do you use the digital marketing textbook website?	Yes	No
--	-----	----

or:

What features of the digital marketing textbook website do you use? Tick all that apply.

Blog	
Case studies	
Free downloads	
Additional resources	

3. Ranked or ordinal

These types of questions ask respondents to rank items in order of preference or relevance. Respondents are given a numeric scale to indicate order. This results in quantitative data. Broadly speaking, closed questions can be answered with a 'yes' or a 'no'. Alternatively, they can be selected from a very specific set of responses that have been provided.

Example:

Rate the features of the digital marketing textbook website, where 1 is the most useful and 4 is the least useful.

	Blog
	Case studies
	Free downloads
	Additional resources

4. Matrix and rating

These types of questions can be used to quantify qualitative data. Respondents are asked to rank behaviour or attitude.

Example:

Rate the features of the digital marketing textbook website according to the following scale:

1 = love it, 2 = like it, 3 = no opinion, 4 = dislike it.

	Blog
	Case studies
	Free downloads
	Additional resources

3.6.2 Focus groups

Online focus groups involve respondents gathering online and reacting to a particular topic. Respondents can be sourced from all over the world and react in real time, arguably being freer with their responses since they can be anonymous in an electronic environment.

Online focus groups are ideal for having frank, detailed conversations with people who have an interest in your brand. This means they result in primary qualitative data. This information can then be used to create quantitative research questions.

Online focus groups can be conducted using a range of technologies. The simplest is to use a text-based messaging program or online forum. There are many options available. More sophisticated tools allow for voice or video conferencing, and can make it easier for the researcher to pick up clues from the respondent's voice and facial expressions. Some tools allow the researcher to share their desktop screen with respondents in order to illustrate a concept or question. Jamboard offers an interactive whiteboard feature, which can be very useful for brainstorming and for recording and grouping users' responses.

Zoom also offers opportunities to separate participants into breakout rooms, which can be useful for forming smaller focus groups before coming together as a plenary. Zoom breakout rooms allow you to split your Zoom meeting in up to 50 separate sessions.

NOTE

Zoom's popularity soared in 2020, due to the COVID-19 pandemic. As more and more people return to the physical workplace, it will be interesting to see what will stick and whether virtual meetings will remain commonplace.

Read this article: www.statista.com/chart/21906/zoom-revenue/

Good options for conducting online focus groups include:

- Skype: skype.com/en
- GoToMeeting: goto.com/meeting
- Zoom: zoom.us
- Jamboard: jamboard.google.com

Focus groups are less formal than surveys, meaning the researcher will have specific questions to ask, but the conversation usually grows and develops organically as participants discuss their impressions. Usually running for between one and two hours, focus groups are used to get consumer views on:

- New products or marketing campaigns
- Existing products and campaigns and how they can be improved
- Sentiment around the brand
- Views on a brand's new direction or visual style
- Ideas for how the brand could improve its position or branding.

Online focus groups are excellent for collecting a lot of qualitative data quickly. When setting up the group, try to include enough participants to keep the conversation alive, but not too many so that some get drowned out by others (eight to ten is a good range). Also consider that you may run into technical troubles if people are connecting from different locations and internet connections. Be prepared to do some basic troubleshooting if this happens.

There are a number of different ways that you can recruit participants for an online focus group. This could include inviting people from your existing customer database, going through a traditional market research recruiting agent, or putting a call out on your website or social media communities. It is common practice to offer a small incentive to people who participate in a focus group, as it is a fairly time-intensive activity.

In-person focus groups are also an option, however, these are more time consuming and costly. The venue, catering, stationery requirements, and more will need to be considered. Aside from the logistics, you will need:

- At least one whiteboard
- Ample seating that is flexible and can be easily rearranged
- Large sheets of paper
- Post-its
- Markers.

In-person focus groups tend to be more lively and engaged than online groups. You will need to determine what suits your budget and needs.

3.6.3 Sentiment analysis

Finding out if people are talking about you is quite difficult in the offline world, but almost effortless online. Rather than having to conduct real-world surveys and interviews, in the digital world you can simply 'listen' to the conversation happening about you.

Keywords, the foundation to categorising and indexing the web, make it simple to track conversations taking place online. Customers don't always use channels designated by a company to talk about that organisation, but the good news is that the internet makes it easy for a company to identify and use the channels that customers have selected.

Online tools allow a company to track mentions of itself, its staff, its products, its industry and its competitors, or anything else that is relevant. This is called online monitoring, online listening, or data sentiment analysis. It involves using digital tools to find and tap into existing conversations. The tool then gathers and collates all the mentions it finds, so that you can analyse the data for insights.



Figure 3.5 A sentiment analysis report

Typically, searches include the following main focus areas:

- Company
- Brand name
- Key products
- Key personnel (names, job titles, etc.)
- Key campaigns and activities
- Industry

- Conferences
- Patents
- News
- Competitors
- Product launches
- Website updates
- Job vacancies
- Key people.

There are four different types of searches you can perform to track relevant brand keywords. Each modifies the specific type of data collected and aims to improve the quality and depth of the data you gather.

The four operators are:

1. **Broad match:** For example, Apple Computers. This is when any of or all words must be found in the mention.
2. **Direct match:** For example, "Apple Computers." This is denoted by quotation marks and dictates that the tool should find mentions only where the phrase appears complete and in that order in the content.
3. **Inclusive match:** For example, Apple +computers. This is denoted by a plus sign directly before a word or phrase. This will direct the tool to search for any mention that contains both Apple AND computers, although not necessarily in that order.
4. **Exclusive match:** For example, Apple -fruit. This is denoted by a minus sign directly before a word or phrase. This will instruct the tool to include only mentions that contain the first word or phrase but not when the second word is also in the same mention.

Combinations of these four types of searches (operators) can be used to improve accuracy.

For example: **"Apple Computers" + "Steve Jobs" -fruit.**

Applying this theory to the groupings above, some keywords used for Apple might be:

Company

"Apple computers"
"www.apple.com"
Apple +MacBook, "iPod Nano," "Macbook Air," "iTunes" +music -radio
"Steve Jobs"

Industry

"Consumer Electronics Show" + "Las Vegas"
"CEBIT"

Competitors

Microsoft

microsoft.com

It is also important to track common misspellings and typos, all related companies and all related websites.

Tracking the names of people key to a company can highlight potential brand attacks or can demonstrate new areas of outreach for a company.

Brand names, employee names, product names, and even competitor names are not unique. To save yourself from monitoring too much, identify keywords that will indicate that a post has nothing to do with your company and exclude those in your searches.

For example, “apple” could refer to a consumer electronics company, or it could appear in a post about the health benefits of fruit. Finding keywords that will indicate context can help save time. So, you could exclusive-match words, such as “fruit”, “tasty” and “granny smith.”

Tools for data sentiment analysis

Thankfully, online listening does not entail hourly searches on your favourite search engine to see what conversations are taking place online. There are many different tools that monitor the web and supply the results via email alerts or a web dashboard.

NOTE

Free tools like those listed here can be very useful, if somewhat limited. For larger brands, the investment in a paid tool is often worth it, given the volume of conversation to be monitored.

Google has several bespoke search services and periodically adds more to the list.

Google Alerts: google.com/alerts. Google Alerts will send an email when the keyword is used in either a credible news item or a blog post.

Google News: news.google.com. Google News searches all news items for mentions of a keyword.

Google Patent Search: patents.google.com. Google Patent Search allows you to keep track of all filings related to an industry, and searches can be done to see if there are patent filings which might infringe on other patents.

Google Video Search: google.com/videohp. Video Search relies on the data that have been added to describe a video and will return results based on keyword matches.

Twitter Keyword Targeting: This tool allows businesses or individuals to set and search particular keywords in order to drive engagement and increase conversions.

In addition to these mostly free tools, there are also a number of premium paid tools available to make the process easier and more robust. See [section 3.8: Tools of the trade](#) for more suggestions.

3.6.4 Other avenues for online research

Let's look at other options for conducting online research:

Personal interviews

There are various tools available to the online researcher for conducting personal interviews, such as private chat rooms or video calling. The internet can connect a researcher with many people around the world and make it possible to conduct interviews with more anonymity, should respondents require it.

Observation/online ethnography

Taking its cue from offline ethnography, online ethnography requires researchers to immerse themselves in a particular environment. In this way, insights can be gathered that might not have been attainable from a direct interview. However, they do depend more heavily on the ethnographer's interpretation and are therefore subjective.

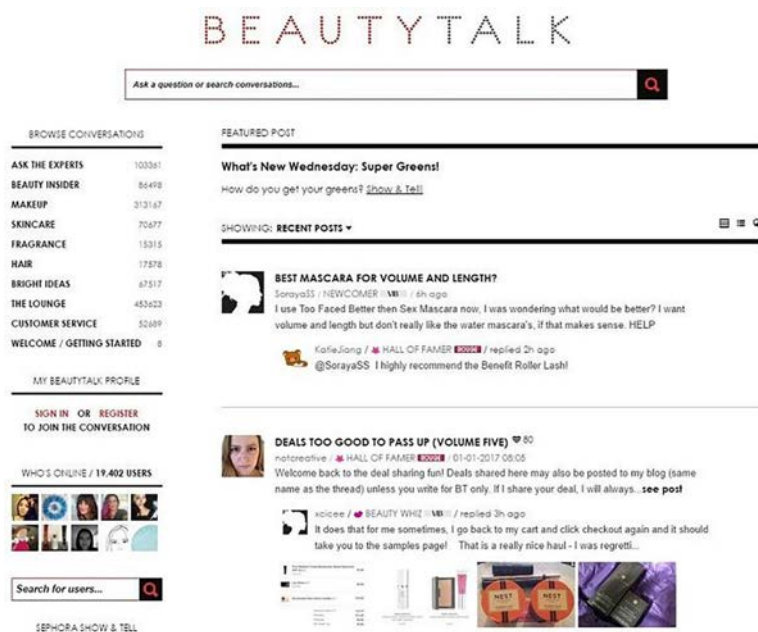


Figure 3.6 The BeautyTalk online community

Online research communities

Although online communities are a valuable resource for secondary research, communities can also provide primary data. BeautyTalk is an example of an online research community

that helps gather research data. The community platform can be used as a means to elicit feedback about products and can generate ideas for new products. This is qualitative data that can aid the company in exploring their research problem further. In many cases, social media can be used to gather insight about a brand or customer experience. It is important to remember, however, that a representative sample is necessary for making solid conclusions.

Listening labs

When developing websites and online applications, usability testing is a vital process that will ensure the website or application is able to meet consumers' needs. Listening labs involve setting up a testing environment where a consumer is observed using a website or application.

Conversion optimisation

Conversion optimisation aims to determine the factors of an advert, website, or web page that can be improved in order to convert customers more effectively. From search adverts to email subject lines and shopping cart design, tests can be set up to determine what variables are affecting the conversion rate.

NOTE

Chapter 21: Conversion optimisation covers tools for running tests, such as A/B split testing and multivariate testing.

3.6.5 How to get responses: Incentives and assurances

As the researcher, you know what's in it for you when sending out a survey. You will receive valuable insights that will aid in making business decisions. But what is in it for the respondents?

Response rates can be improved by offering respondents incentives for participating in the research, such as a chance to win a grand prize, a discount or special offer for every respondent, or even the knowledge that they are improving a product or service that they care about.

Some researchers feel that monetary incentives are not always a good thing. Some respondents may feel that they need to give 'good' or 'correct' answers that may bias results. Alternatively, you may attract respondents who are in it just for the reward. One approach could be to run the survey with no incentive, with the option of offering one if responses are limited.

Designing the survey to assure respondents that a minimal time commitment is required and their privacy is assured can also help to increase responses.

3.6.6 Room for error

With all research there is a given amount of error to deal with. Bias may arise during surveys and focus groups, for example, interviewers leading the respondents. Or bias may be present in the design and wording of the questions themselves. There could be sample errors or respondent errors. Using the internet to administer surveys removes the bias that may arise from an interviewer. However, with no interviewer to explain questions, there is potential for greater respondent error. This is why survey design is so important, and why it is crucial to test and run pilots of surveys before going live.

Respondent errors also arise when respondents become too familiar with the survey process. The general industry standard is to limit respondents to being interviewed once every six months.

Sample error is a fact of market research. Some people are just not interested, nor will they ever be interested, in taking part in research. Are these people fundamentally different from those who do? Is there a way of finding out? To some extent, web analytics, which track the behaviour of all visitors to your website, can be useful in determining this.

When conducting online research, it is crucial to understand who is in the target market and what the best way to reach that target market is. Web surveys can exclude groups of people due to access or ability. It is vital to determine if this is acceptable to the survey, and to use other means of capturing data if not.

3.7 JUSTIFYING THE COST OF RESEARCH

Regular research is an important part of any business' growth strategy, but it can be tough to justify the budget necessary for research without knowing the benefit. Conducting research can cost little more than an employee's work hours, depending on their skills, or it can be an expensive exercise involving external experts. Deciding where your business needs are on the investment scale depends on the depth of the research required, and what the expected growth will be for the business. When embarking on a research initiative, the cost to benefit ratio should be determined.

Testing should be an ongoing feature of any digital marketing activity. Tracking, a characteristic of most digital marketing, allows for constant testing of the most basic hypothesis: Is this campaign successful in reaching the goals of the business?

3.8 TOOLS OF THE TRADE

The following can be used for creating and managing online surveys:

SurveyMonkey: [surveymonkey.com](https://www.surveymonkey.com)

Google Forms: accessed through Google Drive drive.google.com

Split test calculator: [usereffect.com/split-test-calculator](https://www.usereffect.com/split-test-calculator)

Sample size calculator: [rogerwimmer.com/mmr/samplesizecalculator.htm](https://www.rogerwimmer.com/mmr/samplesizecalculator.htm)

Internet Usage World Stats: [internetworldstats.com](https://www.internetworldstats.com)

Google Think: [google.com/think](https://www.google.com/think)

Survey Swipe: [surveyanalytics.com/system/survey-swipe.html](https://www.surveyanalytics.com/system/survey-swipe.html)

Premium online monitoring tools: DataEQ: [dataeq.com](https://www.dataeq.com), Salesforce Marketing Cloud: [salesforcemarketingcloud.com/](https://www.salesforcemarketingcloud.com/)

3.9 ADVANTAGES AND CHALLENGES

Market researchers are increasingly turning to online tools in their research processes. The internet allows for research at a far lower cost; it can also more easily cross geographic boundaries and can speed up the research process.

This is not to say there are no downsides. While the internet makes it possible to reach a far larger group of people without the cost of facilitators, it does come with some challenges. For example, you cannot control the environments in which information is being gathered. For an online sample, it's important to focus on getting the correct number of people to make your study statistically viable. If your questions are not carefully drafted, confusing questions could lead to answers that are flawed or not relevant. Additionally, online incentives could lead to answers that are not truthful, meaning that the value of the data could be questionable. Certain target groups are not accessible via the internet, and so it's important that you carefully consider who you are trying to reach.

The value of internet research should by no means be discounted, but it is important to consider the nature of the study carefully and to interrogate the validity and legitimacy of the data as a valid representation. Data is meaningful only if it is representative, so be sure to establish goals and realistic expectations for your research.

3.10 CASE STUDY: SEPHORA

Sephora is a leading international beauty retail store with over 2 600 stores across the US alone.

SEPHORA

One-line summary

Material, a leading integrated marketing services company, was commissioned by Sephora to conduct research towards understanding how racial bias affects the retail sector, and to offer insights that support Sephora in becoming a more inclusive brand.

The problem

In an attempt to ensure that the brand was aligned with its stated values of inclusivity and anti-racism, Sephora understood that racial bias could be implicit and widespread throughout its stores, impacting the retail experience of BIPOC (Black, Indigenous, People of Colour) customers and staff.

To fully understand how BIPOC experienced the retail portion of the Sephora experience (and, more broadly, all retail experiences), they commissioned a study.

The solution

Material, the company hired to put the study together, worked with their Growth Strategy and Insights divisions. They conducted interviews with shoppers and employees across the United States of America to compile a report that consisted of both quantitative and qualitative.

The research consisted of the following:

- A review of academic literature to understand retail policies and practices that may affect racial bias and discrimination
- A contextual analysis of cultural insights to determine where racial bias may manifest
- An Online SmartCommunity
- Digital ethnographies
- Employee interviews
- Online survey among 3 034 shoppers and retail employees.

On the back of the findings, Material compiled 'five truths,' which could be used to develop an action plan across three key business areas: marketing and merchandising, in-store experiences, and workplace environment. This was aimed to better equip staff and head office staff to recognise and address bias and to eradicate discrimination.

The results

In January 2021, Sephora released the Racial Bias in Retail study. In it, the 'five truths' were listed and an action plan put in place.

Sephora committed to the following:

- To double its Black-owned brands
- To showcase diverse backgrounds, identities, ages, and body types in marketing materials
- To put in place a greeting system that will standardise the in-store experience for all customers
- To increase the depth and frequency of anti-bias training for staff
- To formalise and intensify efforts to recruit, mentor, and develop programs for BIPOC employees
- To put in place zero-tolerance policies for matters of bias and discrimination.



Figure 3.7. One of the initiatives that were put in place was a standardised greeting when shoppers enter the store to ensure that all shoppers have a consistent experience

The commissioning of the report and the initiatives that have emerged out of the research will position Sephora as a market leader, placing them in a favourable brand position. It also makes them an employer of choice, particularly for BIPOC.

(Sources: Material. Identifying retail truths and designing equitable experiences with Sephora. [Online] Available at: www.materialplus.io/work/sephora-dei [Accessed 11 February 2022]

Material, in association with Pittman Claytor, C., Crockett, D., Dunlap Fowler, W., Raspberry, P., 2021. The Racial Bias in Retail Study. Available at: static1.squarespace.com/static/5cd4841aaf4683aecca854d0/t/5ffc05a5b7aeb58a721e39e/1610412123813/Sephora_RacialBias_eBook_Final.pdf [Accessed 11 February 2022]

3.11 CASE STUDY QUESTIONS

1. Was it important for Sephora to insist on quantitative and qualitative research into racial bias in retail?
2. How would Sephora measure the success of interventions that they implement as a result of the report?
3. The research was two-fold: it focused on the customer experience but also staff experience. What impact does the latter have on the brand and business?

3.12 THE BIGGER PICTURE

Understanding your market is the foundation of every marketing activity, online or off. If you don't know who you're speaking to or what your audience cares about, it's unlikely that your message will resonate with them.

Market research will define the content you create across channels like email marketing, digital copywriting, SEO, and online advertising. It helps you find your audiences on social channels by indicating where they spend most of their time and how they like interacting with your brand. It also helps you meet their needs by defining the touchpoints they expect from your brand, especially when it comes to creating web and mobile channels.

The more data you can gather about your audience, the better you will be able to optimise and improve your marketing efforts. Market research is an excellent supplement to the quantitative data you can gather through data analytics.

3.13 SUMMARY

Market research means gathering and analysing data in order to gain insight to consumers, to understand a market, and make business decisions. Information can be gathered about customers, competitors and the market.

Research can be conducted based on secondary data, which refers to information or data that is already published, or based on primary data, which is data gathered specifically for a particular research problem.

Research can also be qualitative or quantitative. The internet provides the tools for gathering qualitative data, while online tools such as surveys and web analytics packages are ideal for gathering quantitative data.

Surveys, online focus groups, and online monitoring are three excellent ways to conduct research online.

Analytics and online report tools play a big role in providing data. While these are digital marketing tactics in themselves and are covered later in this book, keep in mind that they also provide information that can feed into research conducted for a particular purpose.

3.14 CHAPTER QUESTIONS

1. Discuss the relationship between the ideas discussed in **Chapter 2: Importance of the customer** and this one.
2. What is primary research?
3. What role does online research play in the overall market research toolkit?

3.15 FURTHER READING

conjointly.com/kb/probability-sampling/ – Learn about probability sampling.

s3.amazonaws.com/SurveyMonkeyFiles/SmartSurvey.pdf – The Smart Survey Design is a useful white paper that will help you master drawing up relevant web surveys.

3.16 REFERENCES

Damn, R.F., 2021. 5 Stages in the Design Thinking Process. [Online]

Available at: www.interaction-design.org/literature/article/5-stages-in-the-design-thinking-process

3.17 FIGURE ACKNOWLEDGEMENTS

Figure 3.1: canvas.unl.edu/courses/73802/pages/5-stages-of-design-thinking?

Figure 3.2: www.interaction-design.org/literature/article/5-stages-in-the-design-thinking-process

Figure 3.4: www.surveyexpression.com/Survey.aspx?id=ad3eb730-1d74-4e78-8d12-a3b7d52bfabf

Figure 3.5: www.brandwatch.com/blog/understanding-sentiment-analysis (2018)

Figure 3.6: econsultancy.com/six-successful-examples-of-online-brand-communities

Figure 3.7: pixabay.com/photos/sephora-shopping-store-makeup

Sephora logo: www.sephora.com

04

STRATEGY

In this chapter, you will learn:

- How to define the business strategy and distinguish the marketing strategy
- About the integral role of digital technology in business today
- How the shift in customer behaviour affects strategy
- About the key building block concepts that are essential to any strategy
- About the questions that need to be asked when developing a digital marketing strategy.

4.1 INTRODUCTION

Every business needs a strategy. It directs the actions of and creates the vision for the organisation to achieve its long-term objectives. The strategy involves consistent decision making that guides the route of activities and approaches that a business will take over a defined period after considering its operating environment, customers, product, and/or service offering to achieve its set goals. It also outlines the tactics and plans that you will use to execute this direction.

Typically, you will formulate your strategy based on your business goals and aspirations – whether this is purely to make money, to help the environment, to help employees find a way to contribute meaningfully to their communities, or a combination of all the above. Your answer to ‘Why do we exist?’ or ‘Why do we do what we do?’ will provide the core purpose of your business strategy, which will in turn direct how you will reach your goals.

In marketing, strategy starts by understanding what the business wants to achieve, what problem it wants to solve, who the business serves (i.e., the customer), and how it will add value to the market. It then considers the context in which the business and its competitors operate to outline the key methods to gain competitive advantage and add value.

In 2020, the world changed. As a result of global lockdowns and international social distancing laws, digital communication technology instantaneously facilitated the need to connect, communicate, and operate without direct human contact. Digital quickly became integral to every area of business to continue running – at least, for those businesses that could still operate. As a result, it has become vital for companies to adopt a holistic approach to planning their business and marketing strategies in a way that integrates digital technology as a standard business practice, rather than just an add-on.

This chapter considers digital as an integral part of the strategy to reach customers and solve marketing problems, while focusing on getting the basics right.

4.2 KEY TERMS AND CONCEPTS

Table 4.1

Term	Description
Analytics	Information resulting from the systematic analysis of data or statistics.
Business Objectives	The results of what the business aims to achieve.
Campaign	A series of actions that are organised and implemented to achieve a goal.

Digital transformation	The process of becoming a digital enterprise – an organisation that uses technology to evolve all aspects of its business (what it offers, how it interacts with customers, and how it operates)
Display advertising	A form of advertising that uses a banner with images, text, logos, and/or video to showcase brand messaging.
Keyword search	A search that looks for documents that match the word or combination of words in a search engine.
KPIs	Key Performance Indicators.
Market share	In strategic management and marketing, the percentage or proportion of the total available market or market segment being serviced by a company.
Metric	A unit of measurement.
Pay per click (PPC)	Advertising where the advertiser pays only for each click on their advert, not for the opportunity for it to be seen or displayed.
Return on investment (ROI)	The ratio of cost to profit.
Search engine optimisation (SEO)	The practice that aims to improve a website's ranking for specific keywords in search engines.
Short Message Service (SMS)	Electronic messages sent on a cellular network.
SMART objectives	<p>Specific – clear and detailed, rather than vague and general.</p> <p>Measurable – measurable to gauge whether the desired outcomes are attained.</p> <p>Attainable – something that is possible for the brand to achieve, based on available resources.</p> <p>Realistic – sensible and based on data and trends.</p> <p>Time-bound – linked to a specific timeframe.</p>
Strategy	A set of ideas that outline how a product or brand will be positioned and achieve its objectives. This guides decisions on how to create, distribute, promote, and price the product or service.
Tactic	A specific action or method that contributes to achieving a goal.

Targets	The goals, focus areas, or intentions of something that is set to be achieved.
Types of media	Different forms of general communication channels used for broad reach, which involves the use of content and a device through which content is delivered.
Paid, earned, and owned media	<p>Paid media – content that requires payment in exchange for publishing.</p> <p>Earned media – content that others publish about a business's brand at no cost.</p> <p>Owned media – content that the brand publishes on platforms that it manages and controls.</p>

Before we get into this chapter, consider what we have covered in the previous chapters of our **Planning** section so far. What you have already learned will prepare you for some of the important activities involved in setting up a successful marketing plan, including:

- Planning your campaigns
- Setting campaign objectives
- Defining the target audience
- Selecting campaign tactics
- Determining budget allocations
- Setting the timeline.

4.3 UNDERSTANDING MARKETING STRATEGY

Before starting your marketing strategy, it is important to first understand the business and brand with which you are working.

4.3.1 Business and brand strategy

The goal of any business is to make money. To do so successfully, business strategy needs to ask a few important questions, such as “What is the business challenge that we are facing that prevents us from making more revenue?” and “What business objective/s should we strive for to increase the money in the bank?”

Although still relevant, the world has evolved. These questions were sufficient to kickstart the business strategy before the global COVID-19 pandemic, but as global uncertainty remains a certainty, we cannot ignore the effects of lockdowns and social distancing that prevailed in 2020 and 2021. Businesses that adopted technology proved to be far more resilient in the wake of the changes. Using digital communication technology proved to be effective in compensating for online interactions and connections. For this reason, businesses should answer a few more questions concerning technology and how it affects business operations.

Consider the following:

- What is digital technology's role in my business?
- How will we achieve success in the current and future environment?

To improve business performance, it is vital that you consider the impact of technology on your operations, processes, and customers. The role that digital can play in your business strategy may include:

- To offer a better understanding of how people are living their lives (B2C)/how businesses are operating in the contemporary world (B2B)
- To offer an idea of various opportunities, what is feasible for your business, and your value proposition.

Determining the role of digital in your business will assist in making key decisions to drive the business' strategic direction. Once you determine your business imperatives for survival and growth, you will also identify important organisational focus areas for your brand and marketing objectives.

Brand, however, proves why the business matters. It demonstrates the reasons to believe, justifies the business' purpose, and reinforces the value that the business adds to people's lives. In line with the business strategy, the brand strategy provides the roadmap for the business to achieve its goals and objectives. It focuses on the customer and their needs, the brand's identity, and the business' key value propositions.

The American Marketing Association (AMA) defines a brand as, "A name, term, design, symbol, or any other feature that identifies one seller's goods or service as distinct from those of other sellers. The usual expression of a brand is its trademark. A brand may identify one item, a family of items, or all items of that seller". To quote Fred Burt from Siegel+Gale, a brand presents "a reason to choose" one product or service over another.

The value of the brand is measured by how well the product and/or service sells, the role that the brand plays in customer buying decisions, and its competitive strength. Other than through the financial performance of the brand, it is not always straightforward to measure brand value. By building brand awareness and recognition through marketing and advertising, creating positive customer experiences, and fostering brand loyalty, you can enhance your brand equity to increase brand value.

Here are a few brand-related questions that you may want to ask:

- Is this brand designed to grow at a rate of knots?
- Is it designed to deliver consistent decent returns?
- Is it an experiment and designed to test the waters in a new market or an endeavour for the company's portfolio as a proof of concept?
- Is the company trying to quietly demarket the brand and giving it a form of palliative care? (e.g., through the BCG model of cash cows, stars, question marks, and pets)

When you have the answers to these questions, you can start to formulate a marketing strategy to address the challenge or objective you've discovered.

4.3.2 Marketing strategy

The purpose of a marketing strategy is to reach the brand's target market and turn people into buyers of the business' product/s and/or service/s. It uses the business and brand strategy to determine its objectives and then packages the value proposition and offering to the market. The marketing strategy also addresses business and brand challenges or objectives.

An effective strategy involves making a series of well-informed decisions about how the brand, product, or service should be promoted. A brand that attempts to be all things to all people risks becoming unfocused or losing the clarity of its value proposition. It is therefore important to be authentic when presenting your brand and offering to the market – especially in the digital age – because of its reach. Connecting with people should be your number one priority.

For example, if a new financial technology company wants to launch successfully, the marketing strategy would need to focus on what its target audience requires. It will prioritise customer benefits when presenting its value proposition, while differentiating itself from its competitors. It will also consider whether its product is local or international, whether its target market is small business owners or established corporate decision makers, and whether the channel to reach its target market would be through networking, word of mouth, or social media. Each of these choices will result in a vastly different strategic direction.

To make these decisions, a strategist must understand the context in which the brand operates, asking, "What are the factors that affect the business?" This means conducting a situational analysis that looks at the following four pillars:

1. The environment
2. The business
3. The customers
4. The competitors.

Here are some considerations and tools for conducting your brand's situational analysis.

Understanding the environment

The environment is the overall context or 'outside world' in which the business functions. It can involve anything from global economics (how well is the local currency performing these days?) to developments in your industry (how does remote work affect daily business processes?). Every brand will have a specific environment that it needs to consider, based on the type of product or service it produces.

An analysis of the business and brand environment will typically consider political, economic, social, technological, legal, and environmental (PESTLE) influences to identify a clear set of

issues pertinent to the marketing strategy. Although each element influences the analysis of the environment, technology has proven to be a particularly valuable enabler of strategy for businesses and consumers globally. It will be important for you to prioritise digital transformation in your business.

You should consider a few important matters, such as:

- Where will we compete in terms of geographies, product categories, consumer segments, channels, vertical stages of production?
- What role will digital play in this?

The process of digital transformation will help you to identify where growth will come from and determine the following:

- Will growth come from new geographies?
 - Will it be possible to find growth in existing targets through premiumisation or by targeting the middle- and/or low-end markets? What will be required here to achieve this?
 - Will your business find growth through verticalisation? (i.e., If you are Facebook, do you try to grow in the mindfulness space? Or, if Twitter, by buying CNN?)
 - Do you find growth by targeting adjacencies? (i.e., If you are Headspace, do you try to grow in the exercise space?)
- Do you try to rebuild the economic model of the business by playing in subscription rundles (recurring revenue bundles) instead of the attention economy?

If you are going to complete a digital transformation process for your business, the digital strategy will need to respond to the questions and considerations above, in addition to how to execute against a brand's segmentation.

Understanding the business

There are several marketing models that can be used to understand the business and brand with which you are working. It is essential for all marketing messages to encapsulate the brand's identity and objectives. A crucial consideration is the brand itself. What does it stand for? What does it mean? What associations, ideas, emotions, and benefits do people associate with it? What makes it unique?

NOTE

The founder of Revlon, Charles Revson, always used to say he sold hope, not makeup. Some airlines sell friendly service, and Wall-Mart sells bargains. Read more on this topic here: www.entrepreneur.com/encyclopedia/unique-selling-proposition-usp

From this, you can determine what the brand or product's unique selling point (USP) is. A USP is the one characteristic that can make your product or service better than that of the competition. Ask yourself, "What unique value does it have? Does it solve a problem that no other product does? Are we fulfilling a customer need, behaviour or habit? Is our brand relevant to our customer?"

There are several levels of branding to investigate, as shown below.

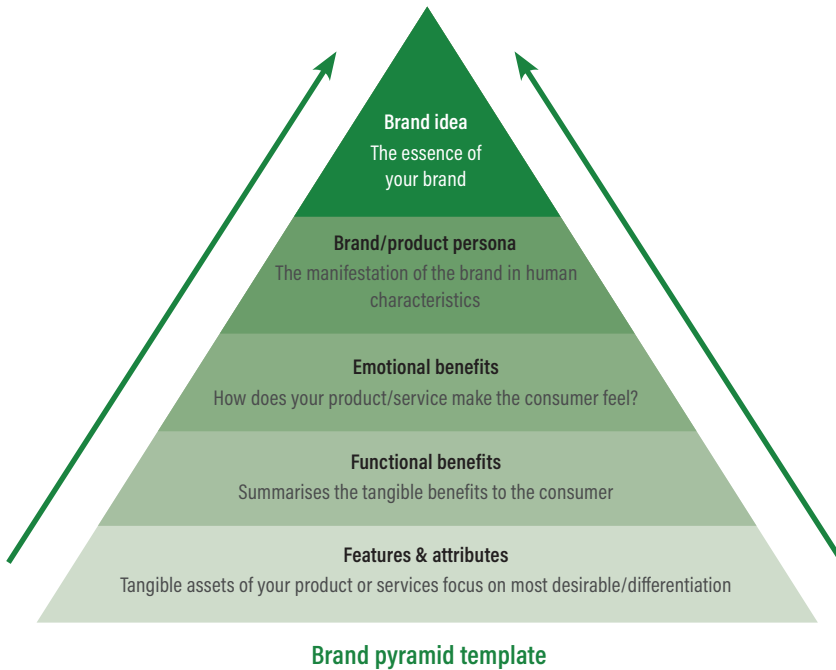


Figure 4.1 Understanding the business's brand.

Relevance is important for brands in the digital age. It is the difference between a successful brand and a brand that is ineffective, because connecting to your customer in ways that resonate, will lead to growth for your business.

Understanding customers

Market research is essential if you want to understand your customers. Try not to make assumptions about why people like and transact with your brand – you may find their values and motives are quite different from what you thought. Ongoing research and a data driven business will help you to build a picture of what particular benefit or feature your business provides to your customers, allowing you to capitalise on this in your marketing content.

One important area on which to focus here is the consumer journey, which is the series of steps and decisions a customer takes before buying from your business (or not). Luckily, online data analytics allow you to get a good picture of how people behave online before converting to customers. Other forms of market research will also help you establish this for your offline channels.

The surge in the use of digital technology to connect and market has changed the customer journey – both online and offline. Consumers may engage with your brand in a variety of ways (across devices or marketing channels) before making a purchase. In addition, how your brand resonates with the customer will affect how they respond to your offer.

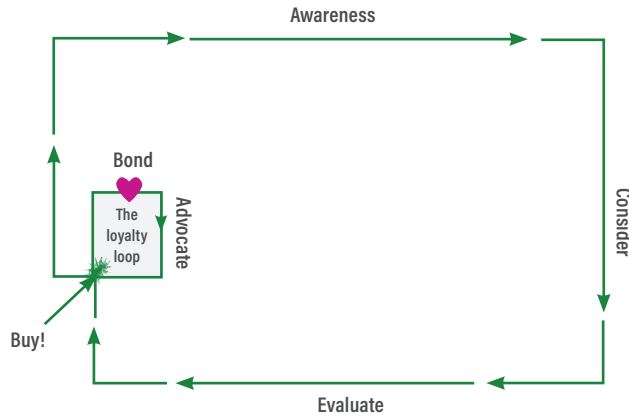


Figure 4.2 The customer journey is cyclical

The goal is to reach customers with the right marketing message at the right stage of their journey, in the right context, and in a way that is relevant. For example, you may want to use aspirational messages for someone in the exploration phase, but focus on more direct features and benefits (such as a lower price) when they're almost ready to buy.

The COVID-19 pandemic has had a massive effect on people, who have had to adapt to new ways of connecting, using technology to achieve what they want. This has unlocked a global market for them, which is why brands need to meet consumers in the technological spaces they have chosen. The consumer relationship with technology is about accessibility – theirs to brands and products, and the brands' to theirs. This has shifted a great deal of power to the consumer.

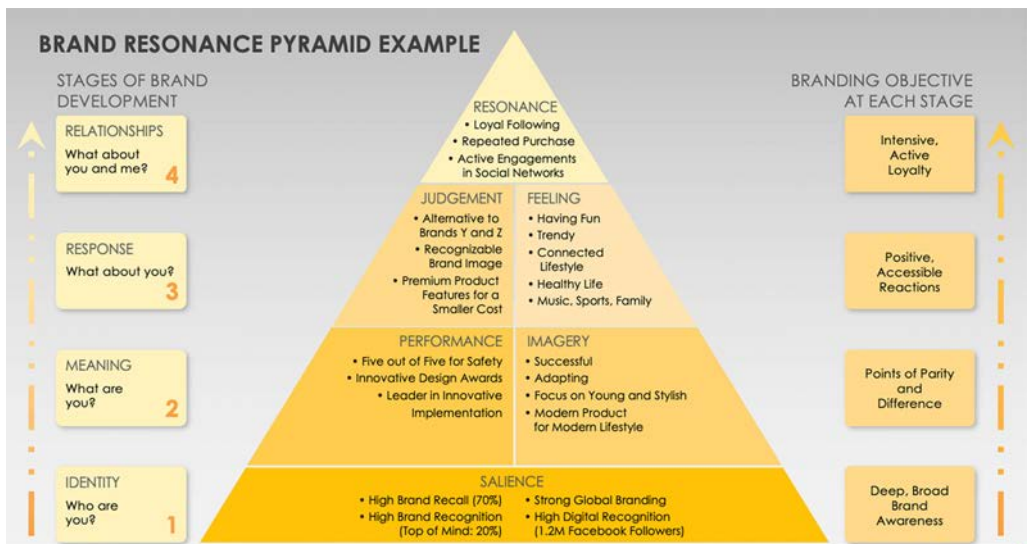


Figure 4.3 Keller's brand equity model

This connection to technology offers many opportunities for marketers. Every new technology embraced by a consumer offers brands new ways to collect information about them. This leads to more granular segmentation and more targeted marketing messages.

Building a powerful brand takes time. Use Keller's brand equity model as an opportunity to ask the right questions to strengthen your brand.

Understanding competitors

It's important to know who else is marketing to your potential customers, what they offer, and how you can challenge or learn from them. Many competitors target the same needs in each customer, sometimes through very similar products. Positioning places your brand in a unique place in people's minds. It is impossible to create a strong value proposition or USP without knowing your competitors' positioning strategy.

On the internet, your competitors are not just those who are aiming to earn your customers' money; they are also those who are capturing your customers' attention. With more digital content being created in a day than most people could consume in a year – for example, over 500 hours of video are uploaded to YouTube every minute as of February 2020 (Statista, 2022) – the scarcest resources these days are time, focus, and attention.

When considering competition, it's also worthwhile to look at potential replacements for your product. The internet has disrupted and accelerated the pace of disintermediation in several industries, meaning that people can now go directly to the business instead of transacting through a middleman (look at the travel industry as an example). To stay ahead, you should be looking at potential disruptors of your industry as well as the existing players.

4.3.3 Digital marketing strategy

Once you have a clear sense of what the business challenge or objective is, you can define how your marketing strategy will leverage digital channels to fulfil it.

As discussed in the introduction, digital should not be considered as separate from your core strategy. Digital marketing builds on and adapts the principles of traditional marketing, using the opportunities and challenges offered by the digital medium.

A marketing strategy should be constantly iterating and evolving. Since the internet allows for near-instantaneous feedback and data gathering, marketers should constantly be optimising and improving their online marketing efforts to remain relevant in consumers' minds.

Customer-centric thinking, which involves placing the user at the core of all decisions, is vital when looking at building a successful marketing strategy. Today's marketing strategist offers not only a plethora of tactical possibilities, but also unprecedented ways of measuring the effectiveness of chosen strategies and tactics. Digital allows greater opportunities for interaction and consumer engagement than were possible in the past, so it is important to consider the ways in which the brand can create interactive experiences for consumers, not just broadcast messages.

One of the key strengths of digital marketing is that it is highly empirical – almost everything can be measured, from behaviours to actions and action paths, to results. Insight tools can even be used to track the sentiment of users towards certain elements online. This means that the digital marketing strategist should be constantly measuring and adapting to ensure the highest ROI. Built into any strategy should be a testing framework and the ability to remain flexible and dynamic in a medium that shifts and changes as user behaviours do.

If we defined strategy as a plan of action designed to achieve a particular outcome, the desired outcome of a digital marketing strategy would be aligned with your organisation's overall business and brand building objectives or challenges. For example, if one of the overall objectives was acquisition of new clients, a possible digital marketing objective might be building brand awareness online.

4.4 THE BUILDING BLOCKS OF MARKETING STRATEGY

The following building-block techniques will help you structure a marketing strategy, both on- and offline, that addresses your core business challenges. These strategy models are just starting points and ways to help you think through problems. As you grow in experience and insight, you could find yourself relying on them less or adapting them.

4.4.1 Porter's Five Forces analysis

Porter's Five Forces analysis is a business tool that helps determine the competitive intensity and attractiveness of a market. The internet's low barrier to entry means that many new businesses are appearing online, providing countless choices for customers. This makes it important to consider new factors when devising a marketing strategy.

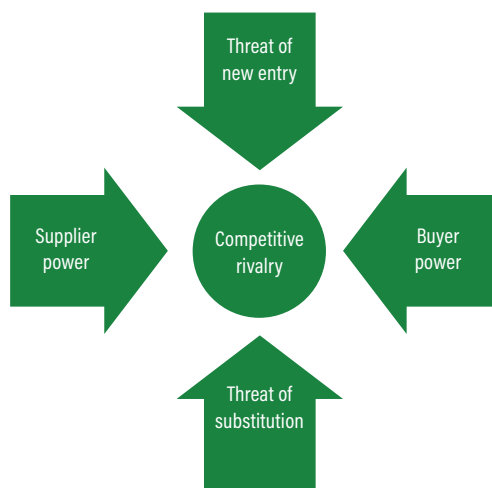


Figure 4.4 Porter's Five Forces analysis

4.4.2 The four Ps

The four Ps of marketing help you structure the components that make up a brand's offering, differentiators, and marketing. They have been fundamentally changed by the internet and need to be looked at in the context offered by digitally connected media, and from the perspective of the consumer. Your success will ultimately be determined by how your brand is positioned in the mind of your consumer.

1. Products (and services)

Products and services are what a company sells. The internet enables businesses to sell a huge range of products, from fast-moving consumer goods and digital products such as software, to services such as consultancy. In fact, the internet has in some cases made it possible for a product or service to exist, for example Netflix and Amazon. Online, the experience the user has in discovering and purchasing can be considered part of the product the brand provides or the product itself.

The internet has enabled hyper-personalisation. Nike (nike.com/za/nike-by-you) and Converse (converse.com), for example, allow customers to customise their own trainers, which gives these brands a unique competitive advantage. The internet as a distribution medium also makes it possible for products, such as software and music, to be sold digitally.

2. Price

The prevalence of search engines and of shopping comparison websites, such as shopping.google.com and pricegrabber.com makes it easy for customers to compare product prices across several retailers. This makes the internet a market of near-perfect competition (Porter, 2008). The internet allows for personalised and flexible pricing strategies to a level that traditional retailers would find almost impossible to achieve.

With price differentiation becoming a challenge, especially for smaller players in the market, businesses need to consider differentiating on value. Value is a combination of service, perceived benefits, and price, where customers may be willing to pay a higher price for a better experience or if they feel they are getting something more than just the product.

3. Placement (or distribution)

Product distribution and markets no longer have to be dictated by location. By simply making their products visible online (for example, on a website or Facebook page), brands can now reach a global market. The key is to reach and engage customers on the channels they are using. This is why choosing your digital tactics is vital. You want to engage customers on their terms, not yours by showing them your commitment to meeting their needs. Ultimately, you want your customers to share in the experience of your brand wherever they are in the world.

4. Promotion

The internet, as an information and entertainment medium, naturally lends itself to promoting products. The online promotional mix is an extension of the offline, but with some significant differences. Online promotion can be tracked, measured, and targeted in a far more sophisticated way.

Promotion doesn't just mean advertising and pushing notifications to customers. On the internet, it's also crucial to engage, collaborate, and join conversations. Online listening, reading reviews, comments, and feedback on social platforms and websites that display customer feedback, offers valuable insights that can help build relationships. The web makes this sort of communication easy, which is why a good portion of this book is dedicated to engagement tactics and tools.

NOTE

Many additional Ps have been suggested and debated over time. We've restricted our discussion to the four listed here, but you should do some research and join the debate with your own point of view.

4.4.3 SWOT analysis

A SWOT analysis (Strengths, Weaknesses, Opportunities, Threats) is an ideal way to understand your business and your market. By conducting a SWOT analysis of your company, you will be forced to look at your business in new ways and from new directions.

NOTE

A SWOT analysis is a beneficial tool that will help you assess your business at a high level, taking into account your value proposition, offering, and the environment in which you operate.

	Helpful	Harmful
Internal	<p style="font-size: 2em; text-align: center;">S</p> <p style="text-align: center;">Strengths</p>	<p style="font-size: 2em; text-align: center;">W</p> <p style="text-align: center;">Weaknesses</p>
External	<p style="font-size: 2em; text-align: center;">O</p> <p style="text-align: center;">Opportunities</p>	<p style="font-size: 2em; text-align: center;">T</p> <p style="text-align: center;">Threats</p>

Figure 4.5 SWOT analysis

Always have a purpose in mind when conducting a SWOT analysis. For example, study the external threats to your business and see how learning from these can help you overcome internal weaknesses. This should tie back into your business and marketing objectives; strengths should be promoted, opportunities should be sought out, while threats and weaknesses should be minimised or converted into opportunities as much as possible. A SWOT analysis is part of a situational analysis and identifies the key issues that direct the marketing strategy. Be mindful of the fact that weaknesses can be opportunities and strengths threats, especially in the world of digital disruption.

4.5 CRAFTING A DIGITAL MARKETING STRATEGY

Any activity with an end goal or target should have a plan of action in place for every person in the organisation to follow. In digital marketing, however, there is no single definitive approach so each business must create its own roadmap. But, there are questions you can use to guide this process.

A strategy needs to distinguish between who you are and who you are not. It should also include what you are offering and to whom, as well as why and how you are doing so. The steps and questions below cover what an organisation should be aware of when creating and implementing a strategy that will meet its marketing objectives and solve its challenges.

1. Context

The first step in crafting a successful strategy is to examine the context of the organisation and the various stakeholders. We covered this under marketing strategy earlier in this chapter, but here's a quick recap.

- What is the context in which you are operating (PESTLE factors) and how is this likely to change in the future?
- Who are you, why does your brand matter, and what makes your brand useful and valuable?
- Who are your customers, and what needs, wants, and desires do they have?
- Who are your competitors? These may extend beyond organisations that compete with you based on price and product and could also be competition in the form of abstracts, such as time and mindshare. Thorough market research will reveal the answers to these questions.

2. Value exchange

Once you have examined the market situation, the second step is an examination of your value proposition or promise: in other words, the unique value your organisation can add to that market. It is important to identify the supporting value-adds to the brand promise that are unique to the digital landscape. What extras, beyond the basic product or service, do you offer to customers? What do your customers expect or need to gain value from your brand?

The internet offers many channels for value creation. However, the definition of what is 'valuable' depends largely on the target audience, so it is crucial to research your users and gather insights into what they want and need. Gathering the right data can help you evolve this value exchange over time.

3. Goals

When setting your digital marketing goals, there are four key aspects to consider: objectives, goals, tactics, key performance indicators (KPIs), and targets. Let's look at each one in turn.

Objectives

Objectives are essential to any marketing endeavour; without them, your strategy would have no direction and no end goal or win conditions. It's important to be able to take a step back and ask, "Why are we doing any of this? What goal, purpose or outcome are we looking for?"

- What are you trying to achieve?
- How will you know if you are successful?

Sometimes, words like 'objective' can be used in different situations with slightly different meanings. Remember, the objective of a website or online campaign is aligned with the strategic outcomes of the business. The objective of a campaign may be to create awareness for a new business or increase sales of a product. The objective answers the question, "What do we want to achieve with this *marketing* campaign?" For example, an objective might be to increase the sales of a product, grow brand awareness, or increase website traffic. A business objective (something that your business will either do or not do) and a marketing objective (a change in customer behaviour that your business wants to achieve) are not the same thing!

Objectives need to be SMART:

- **Specific:** The objective must be clear and detailed, rather than vague and general.
- **Measurable:** The objective must be measurable so that you can gauge whether you are attaining the desired outcome.
- **Attainable:** The objective must be possible for your brand to achieve, based on available resources.
- **Realistic:** The objective must also be sensible and based on data and trends; don't exaggerate or overestimate what can be achieved.
- **Time-bound:** The objective must be linked to a specific timeframe.

Goals

The goal of a website or campaign in web analytics refers to an action that a user takes on a website or a type of user behaviour. This action could be making a purchase, signing up for a newsletter, or viewing a certain number

NOTE

Goals related to visitor behaviour, such as time spent on site or page views per visit, are referred to as engagement goals.

of pages in a visit. A completed goal is called a conversion. Goals are derived from objectives and answer the question, “What do we need users to do in order to achieve our objective?”

Tactics

Objectives are not the same as tactics. Tactics are the specific tools or approaches you will use to meet your objectives, for example, a retention-based email newsletter, a Facebook page, or a CRM implementation. As a strategy becomes more complex, you may have multiple tactics working together to try to achieve the same objective. Tactics may change (and often should), but the objective should remain your focus. We’ll look at tactics in more detail in the next section.

Key performance indicators (KPIs)

Key performance indicators or KPIs are metrics that are used to indicate whether tactics are performing well and meeting your objectives. There are many metrics to be analysed, and determining which are important will help to focus on what really matters to a particular campaign. KPIs relate closely to goals and answer the question, “What data do we need to look at to see if goals are being completed?” If, for instance, your objective is to increase website traffic, you may look at the number of website visitors, the percentage of new visitors, and how long users stay on the site.

KPIs are determined per tactic, with an eye on the overall objective. The diagram below shows how a few KPIs can feed into one goal and several goals can feed into one objective. A single objective can have a few goals, each with their own number of KPIs, to ensure it is achieved.

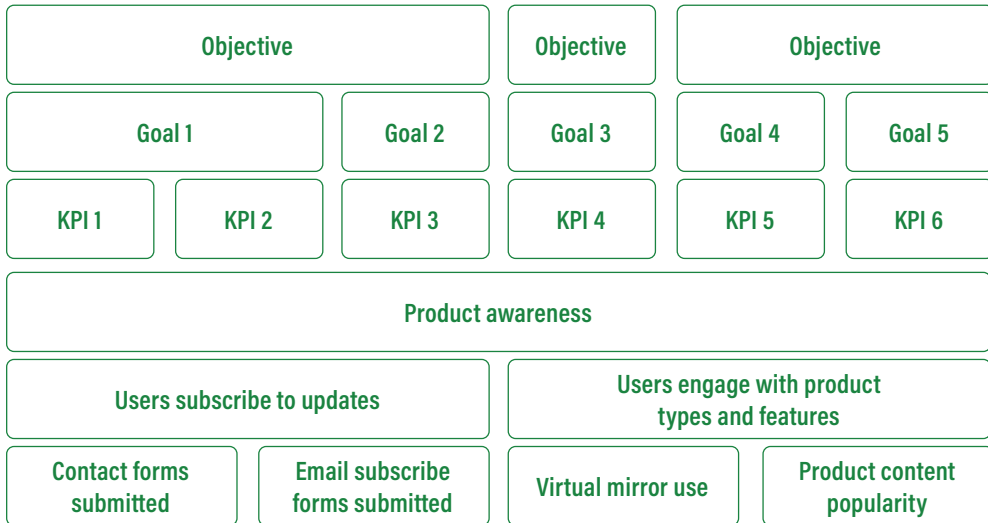


Figure 4.6 Objectives, goals, and KPIs

Targets

Targets are the specific values that are set for your KPIs to reach within a specific period. That is, they are the actual target values that KPIs need to meet for the campaign to be declared a success. Sportspeople need to reach targets to advance their careers, for example, come in the top ten to qualify for the final or run 10 km in under 27 minutes. If you meet or exceed a target, you are succeeding; if you don't reach it, you're falling behind on your objectives and need to reconsider your approach (or your target). If one KPI is 'newsletter subscriptions,' then a target might be 100 subscriptions every month. If one month falls short at 70, this will quickly reveal that a fix is required.

When setting objectives and targets for any campaign, remember to think about overlaps in customer behaviour that might impact how you measure your success. People might click on an ad and visit your website to buy something, but they could also browse and then go and buy something in the brick-and-mortar store. The total economic value of online activities needs to account for this so that you can get an idea of the true contribution digital is making.

Here is an example:

SMART objective:

- Increase sales through the ecommerce platform by 10% within the next six months

Tactics:

- Search advertising
- Social media marketing using the Facebook brand page

KPIs per tactic:

- Search advertising – number of search referrals, cost per click on the ads
- Facebook brand page – number of comments and shares on campaign specific posts

Targets per tactic:

- Search advertising – 1 000 search referrals after the first month, with a 10% month-on-month increase after that
- Facebook brand page – 50 comments and 10 shares on campaign-specific posts per week.

4. Tactics and evaluation

Many digital tools and tactics are available once you have defined your digital marketing objectives. Each tactic has its strengths, for example, acquisition (gaining new customers) may best be driven by search advertising, while email is one of the most effective tools for selling more products to existing customers.

The table below expands on some of the most popular tactics available to digital marketers and their possible outcomes.

Table 4.2 Marketing tactics

Tactic	Outcome
SEO	Customer retention and acquisition
<p>This is the practice of optimising a website to rank higher on the search engine results pages for relevant search items. SEO involves creating relevant, fresh, and user-friendly content that search engines index and serve when people enter a search term that is relevant to your product or service.</p>	<p>SEO has a key role to play in acquisition, as it ensures your organisation's offering will appear in the search results, allowing you to reach potential customers. A site that is optimised for search engines is also a site that is clear, relevant, and well designed. These elements ensure a great user experience, meaning that SEO also plays a role in retention.</p>
Search advertising	Sales, customer retention and acquisition
<p>In pay-per click or search advertising, the advertiser pays only when someone clicks on their ad. The ads appear on search engine results pages.</p>	<p>The beauty of search advertising is that it is keyword based. This means an ad will come up in response to the search terms entered by the consumer. It therefore plays a role in sales, acquisition and retention. It allows the advertiser to reach people already in the buying cycle or expressing interest in what they have to offer.</p>
Online advertising	Branding and acquisition
<p>Online advertising covers advertising in all areas of the Internet – ads in emails, ads on social networks and mobile devices, and display ads on normal websites.</p>	<p>The main objective of online advertising is to raise brand awareness online. It can be more interactive and therefore less disruptive than traditional, or static online advertising, as users can choose to engage with the ad or not. Online advertising can be targeted to physical locations, subject areas, past user behaviours, and much more.</p>
Affiliate marketing	Sales and branding
<p>Affiliate marketing is a system of 'rewards' whereby referrers are given a 'finder's fee' for every referral they give.</p>	<p>Online affiliate marketing is widely used to promote ecommerce websites, with the referrers being rewarded for every visitor, subscriber, or customer provided through their efforts. It is a useful tactic for brand building and acquisition.</p>

Video marketing	Branding, customer retention and value creation
Video marketing involves creating video content. This can be outright video advertising or valuable, useful, content marketing.	Since it is so interactive and engaging, video marketing is excellent for capturing and retaining customer attention. Done correctly, it provides tangible value – in the form of information, entertainment, or inspiration – and boosts a brand’s image in the eyes of the public.
Social media	Branding, value creation and participation
Social media is media in the form of text, visuals, and audio that can be shared online. It has changed the face of marketing by allowing collaboration and connection in a way that no other channel has been able to offer.	From a strategic perspective, social media is useful for brand building, raising awareness of the brand and its story, and encouraging the customer to become involved with the brand. The shareable and accessible nature of social media platforms allows brands to communicate and engage directly with their customers. Social media also offers brands a way to interact with their customers, instead of just broadcasting to them.
Email marketing	Customer retention and value creation
Email marketing is a form of direct marketing that delivers commercial and content-based messages to an audience. It is extremely cost effective, highly targeted, customisable on a mass scale and completely measurable – all of which make it one of the most powerful digital marketing tactics.	Email marketing is a tool for building relationships with potential and existing customers through valuable content and promotional messages. It should maximise the retention and value of these customers, ultimately leading to greater profitability for the organisation as a whole. A targeted, segmented email database means that a brand can direct messages at certain sectors of their customer base in order to achieve the best result.

Once the objectives and tactics have been set, these should be cross-checked and re-evaluated against the needs and resources of your organisation to make sure your strategy is on the right track and no opportunities are being overlooked.

5. Ongoing optimisation

It is increasingly important for brands to be dynamic, flexible, and agile when marketing online. New tactics and platforms emerge every week, search algorithms are updated and refreshed often, customer behaviours change over time, and people’s needs and wants from brands evolve as their relationship grows.

This process of constant change should be considered in the early stages of strategy formulation, allowing tactics and strategies to be modified and optimised as you go. After all, digital marketing strategy should be iterative, innovative, and open to evolution.

Understanding user experience and the user journey is vital to building successful brands. Budget should be set aside upfront for analysing user data and optimising conversion paths.

Social thinking and socially informed innovation are also valuable and uniquely suited to the online space. Socially powered insight can be used to inform strategic decisions in the organisation, from product roadmaps to service plans. Brands have moved away from being merely present in social media towards actively using it, aligning it with actionable objectives and their corresponding metrics. This is critical in demonstrating ROI and understating the opportunities and threats in the market.

Managing the learning loop (the knowledge gained from reviewing the performance of your tactics, which can then be fed back into the strategy) can be difficult. This is because brand cycles often move more slowly than the real-time results you will see online. It is therefore important to find a way to work agility into the strategy, allowing you to be quick, creative, and proactive, as opposed to slow, predictable, and reactive. The data collected around success of your marketing strategy should feed into a larger pool of information used to drive business decisions.

4.6 CASE STUDY: VETS NOW: TAKING CARE OF THE BRAND

Vets Now, an industry-known UK accident and emergency veterinarian service, is dedicated to improving the lives of pets by providing emergency care when most vet surgeries are closed.



One line summary

Vets Now wanted to become the brand of choice amongst consumers and veterinarians by improving brand awareness and appeal to customers and delivering exceptional care to pets and owners.

The problem

Vets Now provided their accident and emergency service to over 1 000 veterinary practices across the UK. But, with more and smaller local emergency veterinary clinics opening and day clinics starting to offer out-of-hours services, Vets Now was experiencing intense competition. They decided to target pet owners directly and make themselves the brand of choice for pet owners, if and when their pet required emergency care.

However, the brand didn't deal directly with clients too often, and brand awareness of Vets Now among pet owners was at about 8% (despite 1 in 4 UK vet practices using the service).

The brand was also offering inconsistent sub-brands, which confused pet owners. Vets Now wanted to improve brand awareness, consolidate their offering, and create a pet-owner led approach.

The solution

Vets Now recognised that they needed to conduct a brand audit to determine their unifying core purpose. A brand workshop was held, and the key insight was that emergency and critical care were the heart of the brand. All other sub-brands and straplines were negating from this core message. The brand wanted to present a singular pet owner brand proposition and developed the single unifying strapline: Introducing Vets Now – Your pet emergency service.

To appeal to customers directly, they needed to know who their potential customers were and what their feelings were towards their pets. Vets Now conducted surveys, interviews, and focus groups with over 1 000 pet owners. They identified 8 pet owner types, and highlighted the key drivers behind pet ownership in the UK. They then mapped out the owner types against these drivers.

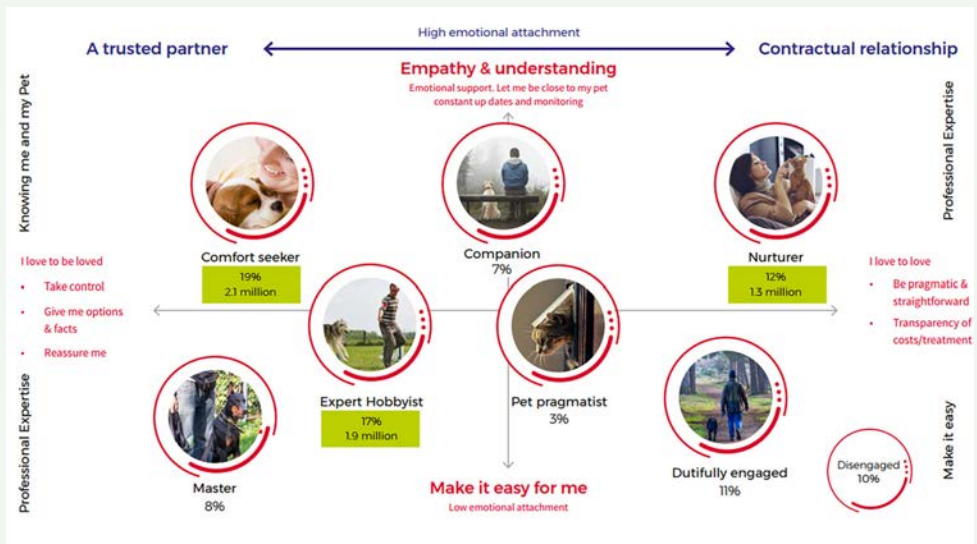


Figure 4.7 Map of pet ownership from Vets Now (2018)

The key insight was that pet owners expect others to treat their pets as they would other human beings. This means that the care and professionalism offered to pets are paramount. Pet owners are dedicated to keeping their pet happy and healthy and want the best care possible if an emergency were to occur. Pet owners needed emotional support and reassurance when dealing with an emergency involving their pet.

Vets Now also identified three touchpoints of customers with the brand:

- Search and online: Finding an emergency vet
- Clinica: Referring to Vets Now by another veterinary clinician
- Social space: Engaging with other pet owners and online content.

Using these insights, the brand consolidated itself as one single brand offering. The brand also identified its essential brand principles and used these to inform all its branding and marketing communication. Vets Now created new branding and imagery and chose a reassuring and expert but friendly and straightforward tone of voice to use across all communication. This unified and consolidated look and feel conveyed the core purpose of the brand and offered consumers brand recognition.

This new look and feel was rolled out across the website, Vets Now hospitals and clinics, internal branding, and in print and digital marketing campaigns. These were chosen to ensure the new branding reached consumers at all three touchpoints.

The marketing campaign included various platforms and a mixture of traditional and digital tactics. There were print and digital ads, as well as content delivered across the website, social media, printed flyers, and in-clinic posters. Content included emergency plans for illness and accidents, as well as dangers present in the home during the Christmas holiday period. It also included information about how to ensure a pet stays happy and healthy over the festive season. This content was specifically created to resonate with the audience and used the insights gained from the in-depth research conducted by the brand to inform content development and creation.

The results

The research and ensuing strategy ensured the brand's awareness among customers increased. After the campaigns and rebranding, 59% of respondents had an unprompted recall of Vets Now, up 20% from before the campaign. Within the sample of respondents, propensity to use Vets Now after the campaign was up 138%. These were strong indicators of positive performance. The new website also saw a 23% drop in bounce rate within 5 days of going live, showing that the brand was now more in line with what users were searching for.

The importance of relooking at your brand and really investigating your customers is clearly demonstrated in this case study. It shows how a B2B brand can reposition itself as B2C with the right analysis and strategy. Clearly laying down your objectives, doing the necessary research and identifying how to address your customer across all touchpoints is essential to marketing strategy.

4.7 CASE STUDY QUESTIONS

1. What was Vets Now's new brand strategy?
2. Why was it necessary for Vets Now to do such extensive customer research?
3. Could it be argued that this case study covers a business strategy rather than a marketing strategy?

4.8 THE BIGGER PICTURE

All the chapters in this book are linked to digital marketing strategy in one way or another.

A solid business and brand strategy should be the starting point of any marketing venture, and you should always keep one eye on it as you develop specific campaigns, platforms, and approaches. After all, you should always remember that you are trying to reach your chosen audience by communicating with them in the most effective way to build rewarding and lucrative long-term relationships.

While strategy helps you understand the questions you should ask, data collected across your business, including market research, provides the information you need to answer them.

4.9 SUMMARY

Strategy is the essential first step in positioning your brand within the market and creating a roadmap for achieving your business goals. While there are many different paths one can take, there is a clear process for understanding where you are, where you need to be, and how you will get there. It all starts with understanding the business challenges that your brand faces. From there, an effective marketing strategy looks at the market context, weighs the available options, and makes important choices, based on solid research and data. Digital adds a layer of technology, engagement, and iterative optimisation into the strategic process. The wide variety of tools and tactics offered by the digital medium should inform your strategic choices, including data.

The more data you collect, the more relevant you can make your customer experience. Relevance leads to a better customer experience, which leads to more opportunities to collect data. A customer-focused, data-driven organisation needs to embrace this cycle, which enables both incremental and disruptive innovation.

Businesses need to embrace dynamic data that enables them to keep a clear view of their evolving customer. This data strategy should be built around lagging, current, and leading or future indicators, each of which can give you a different piece of the data puzzle. If this happens, the business will have a clear view of past and current performance as well as where they can go in the future.

Digital can make marketing strategy highly empirical, and your strategic thinking should be mindful of ROI and how it can be measured. This will allow you to optimise your tactics and performance to create a valuable brand story, an excellent user experience, the most optimised conversion funnels, and the highest ROI.

4.10 CHAPTER QUESTIONS

1. Why is it important to consider the business setting and context when planning your marketing strategy?
2. What are SMART objectives and why should you use them in your strategy?
3. How has the internet affected marketing and how we interact with customers?

4.11 FURTHER READING

adverblog.com – A digital marketing blog that collates ideas from marketing campaigns around the world.

gigaom.com – GigaOM's community of writers covers a wide range of technological copies.

Positioning: The Battle for Your Mind – This book by Ries & Trout published in 2002 offers excellent advice claiming space in the minds of consumers.

seths.blog – Seth Godin's popular blog provides regular insight and food for thought.

smithery.com – A marketing and innovation blog that teaches marketers to 'Make Things People Want, rather than spend all their energy and resources trying to Make People Want Things'

4.12 REFERENCES

Brilliant Noise, 2012. Brilliant Model: the Loyalty Loop. [Online]

Available at: brilliantnoise.com/blog/brilliant-model-the-loyalty-loop/
[Accessed 28 February 2022]

Burt, F., In: What is a brand? by Cheryl Burgess. [Online]

Available at: www.bluefocusmarketing.com/2011/02/14/what-is-a-brand/
[Accessed 24 May 2022]

Dowd, M., 2015. Case Study: Vectors of Disruption – The Uber Story. [Online]

Available at: www.linkedin.com/pulse/vectors-disruption-uber-story-marc-dowd
[Accessed 5 March 2022]

Houlder, V., 2016 Uber faces huge UK tax liabilities if drivers not 'self-employed'. [Online]

Available at: www.ft.com/content/c7da2d92-a1c3-11e6-aa83-bcb58d1d2193
[Accessed 5 March 2017]

Kaushik, A., 2022. Occam's Razor. [Online]

Available at: www.kaushik.net/avinash/digital-marketing-and-measurement-model/
[Accessed 24 May 2022]

Kokalitcheva, K., 2016. Uber Now Has 40 Million Monthly Riders Worldwide. [Online]

Available at: fortune.com/2016/10/20/uber-app-riders/
[Accessed 4 March 2022]

Kotler, P., 2012. What is marketing? [Online]

Available at: www.kotlermarketing.com/phil_questions.shtml#answer3

[Accessed 24 May 2022]

MindTools. Keller's Brand Equity Model. [Online]

Available at: www.mindtools.com/pages/article/keller-brand-equity-model.htm

[Accessed 24 May 2022]

Noesis Marketing, 2011. Building a Brand Pyramid. [Image] [Online]

Available at: www.noesismarketing.com/building-a-brand-pyramid

[Accessed 28 February 2022]

Porter, M., 2008. The Five Competitive Forces That Shape Strategy in *Harvard Business Review*, January 2008, p86–104.

Statista, 2022. [Online]. Hours of video uploaded to YouTube every minute as of February 2020.

Available at: www.statista.com/statistics/259477/hours-of-video-uploaded-to-youtube-every-minute/

[Accessed 15 March 2022]

4.13 FIGURE ACKNOWLEDGEMENTS

Figure 4.1: noesismarketing.com/building-a-brand-pyramid

Figure 4.2: brilliantnoise.com/blog/brilliant-model-the-loyalty-loop/#more-3873 (2018)


Figure 4.3: www.mindtools.com/pages/article/keller-brand-equity-model.htm

Figure 4.4: Adapted from Porter, 2008

Figure 4.6: Adapted from Kaushik, 2010

Figure 4.7: www.vets-now.com (2018)

Vets Now logo: www.vets-now.com



CLAIMING

INTRODUCTION TO CLAIMING

Claiming your space in the digital marketing arena requires that you know your customer and understand their desires, needs, and how they will access your service or product. One of the most important benefits of digital marketing is the availability of data. This data can be collected, analysed, and used in numerous ways to not only increase reach and engagement with your customer, but also to improve their overall experience.

Search engine optimisation (SEO) puts your product or service directly in the path of a potential customer. SEO helps people understand what is relevant, popular, and important. It tells customers that they can trust your brand. SEO is one of the more effective tools that you must get to grips with if you take digital marketing seriously. **Chapter 5: Search engine optimisation** focuses on how search engines work and deliver results, how to plan and implement an effective keyword strategy, and techniques for link building.

Once you have drawn customers in, you want them to have a good experience. The process of UX is clearly linked to the customer journey; good UX will make your customer return, and likely recommend your brand. Good user experience design (UX) is easier than people think and does not require fancy software; it simply requires that you understand some web design fundamentals and that you consider your customers' user journey from start to finish. **Chapter 6: User experience design** helps you recognise and create usable and enjoyable experiences.

With the UX principles in place, you can focus on web design. A good website is essential for successful digital marketing, and for staking your claim in customers' hearts, minds and (ultimately) encouraging them to open their wallets. **Chapter 7: Web development and design** provides insight into how the web development process works, and how you can assess the effectiveness and quality of your web development. There are many tools available to help you create clear, crisp, attractive, and effective websites without needing to spend a fortune or employ a designer.

Tied into web design are the principles of ecommerce. This encompasses all digital transactions. Increasingly, customers are choosing to shop, pay, travel, and sell using some form of ecommerce. **Chapter 8: eCommerce** introduces the concepts B2C, B2B, C2C, and C2B ecommerce models, and how these can be leveraged for success. It is also important to release that there are different channels for ecommerce. Understanding your customer (refer back to **Planning**) will help you know whether you should employ traditional ecommerce, or if it will be better to use m-commerce or s-commerce.

You will be guided through the five steps of setting up an ecommerce website, and the principles you should follow to ensure that customers can easily find you, easily find what they are looking for, and once they do, (most importantly) easily click 'Pay'.

05

SEARCH ENGINE OPTIMISATION (SEO)

In this chapter, you will learn:

- How search engines work and how they deliver results
- How to plan, research, and implement an effective keyword strategy across text and other content
- About techniques for link building, an essential aspect of SEO
- How specialised search, such as mobile, social, and local search can affect your rankings and how to optimise for these
- About Core Web Vitals
- What SEO for apps is all about.

5.1 INTRODUCTION

With millions of people performing billions of searches each day to find content on the internet, Google alone processes over 40 000 searches per second (Internet Live Stats, 2017). It makes sense that marketers want their products to be findable online. Search engines, the channels through which these searches happen, use closely guarded algorithms to determine the results displayed.

Determining what factors these algorithms take into account has led to a growing practice known as search engine optimisation (SEO).

SEO is the practice of optimising a website to achieve the highest possible ranking on the search engine results pages (SERPs). Someone who practices SEO professionally is known as an SEO (search engine optimiser).

Google uses about 200 different factors in its algorithm to determine relevance and ranking (Dean, 2016). None of the major search engines disclose the elements they use to rank pages, but there are many SEO practitioners who spend time analysing patent applications to try to determine what these are.

NOTE

Take a look at this speculative list of Google's 'On-page' (on your website) and 'Off-page' (not on your website) ranking factors from MOZ.

On-page factors

moz.com/learn/seo/on-page-factors

Off-page factors

moz.com/learn/seo/off-site-seo

Other types of websites that rely on search, like YouTube and Facebook, have their own algorithms. Facebook's Newsfeed algorithm, for example, uses around 100 000 factors to rank and sort content that appears in users' newsfeeds.

SEO can be split into two distinct camps: white hat SEO and black hat SEO.

1. **White hat SEO:** This refers to working within the parameters set by search engines to optimise a website for better user experience. Search engines want to send users to the website that is best suited to their needs; white hat SEO should ensure that users can find what they are looking for.
2. **Black hat SEO:** This refers to attempts to game the search engines. These SEOs use dubious means to achieve high rankings and their websites are occasionally blacklisted by search engines. Black hat SEO techniques may have short-lived gains in some cases. However, the risk of penalties from the major search engines, especially Google, make such SEO techniques not worth it in the end.

NOTE

If you want to know more about white and black hat SEO, you can read this article: semrush.com/blog/white-hat-seo

5.2 KEY TERMS AND CONCEPTS

Table 5.1

Term	Description
Alt text	Also called 'alt tag'. The 'alt' attribute for the IMG HTML tag. It is used in HTML to attribute a text field to an image on a web page, normally with a descriptive function, telling a search engine or user what an image is about and displaying the text in instances where the image is unable to load.
App store optimisation (ASO)	The process of optimising mobile and web applications to improve the organic visibility of these 'apps' in specific web stores' search results in which they are distributed, as well as their visibility in general search engines like google.co.za.
Backlink	All the links from pages on external domains pointing to pages on your own domain. Each link from an external domain to a specific page is known as an inbound/backlink. The number of backlinks influences your ranking, so the more backlinks the better.
Canonical	Refers to a definitive URL in SEO. The canonical version is the definitive version.
Domain name	The easy-to-read name used to identify an IP address of a server that distinguishes it from other systems online: our domain name is redandyellow.co.za.
Heading tags	Standard elements used to define headings and subheadings on a web page. The number indicates the importance. H1 tags are viewed by spiders as being more important than H3 tags. Using target keywords in your H tags is essential for effective SEO.
Homepage	The first page of any website. The homepage gives users a glimpse into what your site is about. It is similar to the index in a book or contents page in a magazine.
HyperText Markup Language (HTML)	Used to structure the information and features within a web page.
Hyperlink	A link in an electronic document that allows you, once you click on it, to follow the link to the relevant web page.
Internal link	A hyperlink on a website that points from one page to another on the same website/domain.
Internet Protocol (IP) address	A unique number that is used to represent every single computer in a network.
Keyword frequency	The number of times a keyword or key phrase appears on a website.

Key phrase	Two or more words that are combined to form a search query. It is usually better to optimise for a phrase rather than for a single word.
Keyword rankings	Where keywords or phrases targeted by SEO rank in search engine results. If your targeted terms do not appear on the first three pages, start worrying.
Landing page	Where the page a user reaches when clicking on a paid or organic search engine listing. The pages that have the most success are those that match up as closely as possible with users' search queries.
Link	A URL embedded on a web page. If you click on the link, you will be taken to that page.
Link bait	A technique for creating content that is specifically designed to attract links from other web pages.
Meta tags	Tell search engine spiders exactly what a web page is about. It's important that your meta tags are optimised for the targeted keywords. Meta tags are made up of meta titles, descriptions, and keywords.
Referrer	The site a user has left after clicking on a link to another site. Most browsers log the referrer's URL in referrer strings. This information is vital in determining which queries are being used to find specific sites.
Robots.txt	A file written and stored in the root directory of a website that restricts the search engine spiders from indexing certain pages of the website.
Search engine spiders	Programs that travel the web, following links and building up the indexes of search engines.
Universal Resource Locator (URL)	A web address that is unique to every page on the internet.
Usability	A measure of how easy it is for a user to complete a desired task. Sites with excellent usability fare far better than those that are difficult to use.
XML sitemap	A guide that search engines use to help them index a website, which indicates how many pages there are, how often they are updated, and how important they are.

5.3 CORE PRINCIPLES

In order to understand how to use SEO to your advantage, it's important to understand what it is and how it works. Remember that data is one of the most powerful tools at your disposal. SEO is just one way to utilise the data that you collect.

5.3.1. Understanding SEO

Search engines need to help users find what they're looking for. To do this, they list the best or most relevant results first. Search engines typically rank results based on signals such as popularity, authority, relevance, trust, and importance.

SEO, also called organic or natural optimisation, involves optimising websites to achieve high rankings on search engines for certain selected keywords without the use of Google Ads. Generally, techniques used for optimising on one search engine will help efforts across others.

SEO can be divided into two main strategies:

1. **On-page optimisation:** This is achieved by implementing changes to the HTML code, content, and structure of a website, making it more accessible to search engines, and by extension, easier for users to find.
2. **Off-page optimisation:** This is generally focused on building links to the website and covers activities like social media and digital PR.

NOTE

Want to see how search works? Check out this resource from Google: www.google.com/insidesearch/howsearchworks/thestory

NOTE

A good place to keep track of Google search algorithm updates is this handy resource from Moz: moz.com/google-algorithm-change

SEO is an extremely effective way of generating new business to a site. It is a continuous process and a way of thinking about how search engines see your website and how users use search engines to find your website. It's search psychology.

Consider that SEO stands for 'Search Experience Optimisation' because search engines want to promote the visibility of websites that they determine provide the best experience for users. The best experience refers to how user-friendly the website is and how well the website's content meets users' needs, as well as enhancing other factors to convince search engines.

SEO is a fairly technical practice but it can easily be broken down into five main areas:

1. A search engine-friendly website structure
2. A well-researched list of keywords
3. Content optimised to target those keywords
4. Link popularity
5. User insights.

5.3.2 Search engine-friendly website structure

Search engines encounter two kinds of obstacles:

1. Technical challenges that prevent the search engine spider from accessing content
2. A competitive marketing environment where everyone wants to rank highly.

Technical challenges

To ensure that search engines can access your content, you must remove technical barriers. There are certain best practices that you can use to achieve optimum results.

The key is to make sure that there are direct HTML links to each page you want the search engines to index. The most important pages should be accessible directly from the homepage of your website.

The information architecture or, how content is planned and laid out, has important usability and SEO implications. Users want to find what they are looking for quickly and easily, while

NOTE

Read more about user experience in **Chapter 6: User experience design.**

website owners want search engine spiders to be able to access and index all applicable pages. Google consistently points out that it wants users to have a good user experience. Content relevance, user engagement, and user experience are all crucial to SEO (Martin, 2016).

There are times when user experience and SEO can be at odds with each other but, usually, usable, accessible websites are search engine-friendly as well.

Another technical challenge to search engines is Flash. For the most part, search engines struggle to crawl and index Flash sites. There are some workarounds, but the best approach from an SEO perspective is to avoid building sites or delivering key content using Flash. Instead, use HTML5, which provides similar interactivity and visuals, while remaining easily crawlable.

NOTE

Chapter 7: Web development and design delves more deeply into designing and building a search engine-friendly website.

5.3.3 Voice search

As digital marketers, we must evolve with the times to stay effective. The 'no interface trend' refers to the way people want new, natural forms of interaction with technology. Consider Stephen Sandmann's (2016) observation that, "Speech, gesture, touch and sight: truly intuitive technologies are set to transform your customer interactions forever".

When people think of SEO, they usually think of only the traditional type of SEO, based on desktop and mobile Google search. SEO has evolved to be mobile-centric, which now includes voice search.

Many consumers use Google search on their mobile phones to find answers to their everyday questions. This means that you can encourage your consumers to engage with your brand via voice search-accessed mobile search. The Google app allows a person's voice to access mobile Google search results on their smartphones. Google voice search is part of Google Assistant in all of the latest Android smartphones and Google Home devices.

Other voice search tools include Amazon's Alexa, Apple's Siri, Microsoft's Cortana, and Facebook's Hey Facebook.

Voice searches are usually made through mobile devices because of their on-the-go convenience factor, which means that the mobile context will generally apply. This has the following implications:

- User behaviour relating to voice search differs from traditional mobile search. This may seem obvious, but you have to make a conscious effort to accommodate voice search in your mobile SEO strategy.
- In most cases, voice searches appear in the form of questions, such as, “What movies are showing at Brooklyn Mall?”
- Voice-derived search queries are usually longer than the average traditional search query.
- Companies can develop ‘voice actions’ into their applications to take advantage of voice.

These differences should be factored into your content by adding local keywords that are geographically relevant and by writing content that answers common questions that your intended audience may ask.

Make sure your website’s content is the best at answering popular questions; it may appear as ‘Featured Snippets’ above the usual search results, which the relevant search engine will read out.

The future

Google Assistant is incredibly intuitive; it is a Google voice search that has contextual awareness. When you search using Google Assistant, it scans your phone’s screen and recent activities to help give it context for your search, thereby better answering your query to fill in the gaps of a vague search request. Google also makes use of a personal index of what you do on your Android phone as a means of learning more about you.

Siri and other voice search platforms are making major headway in terms of technological advancements and additional predictive features. Voice search is here to stay and will become more widely used going forward.

5.4 IMPLEMENTATION

How do you start building your keyword list? It requires a little thought and a fair amount of research and insight, using tools that are readily available to help you grow and refine your list of keywords.

5.4.1 SEO and keywords

Keywords are the very foundation of search. When users enter a query on a search engine, they use the words they think are relevant to the search. The search engine then returns those pages it has calculated to be most relevant to the words searchers use and, increasingly, the implied meaning of the search. When you optimise your content around words and phrases that people search for, your website can rank higher for those terms.

Developers of search engines have built a sophisticated understanding of semantics and the way in which we use language. So, if a user looks for 'car rental', the search engine will look for pages that are relevant to 'car rental', as well as synonyms like 'car hire', 'vehicle hire', and so forth. Search engines have also built up knowledge around common misspellings, typos, synonyms, and related searches.

Cheap Car Hire, Best Rental Prices | Rentalcars.com

www.rentalcars.com/za/ ▼

Compare car hire deals and find the cheapest prices in over 49000 locations ...

Contact Information. Book Online Today - Rentalcars.com!

www.rentalcars.com/za/contact/ ▼

Find our address and contact details to manage your booking or; contact our ...

Budget Car Rental and Vehicle Hire in South Africa

www.budget.co.za/ ▼

Car rental network located throughout South Africa, Botswana, Namibia and Mozambique.

Cape Town Car Rental - Cheap Deals - Sixt Rent A Car

<https://www.sixt.com> › Worldwide › South Africa ▼

Cheap Car Rental in Cape Town South Africa ✓ Book today and save with Sixt rent a car in Cape Town
✓ Prepay & get up to 20% off.

Avis Rent a Car - Car Rental Specials | Car Hire in South Africa

<https://www.avis.co.za/> ▼

For premium car hire at affordable prices look no further than Avis South Africa. Find great car rental rates in Johannesburg, Cape Town and Durban now.

Figure 5.1 Google delivers search results for logical synonyms

It is crucial that you implement keywords that are likely to be used by target audiences. Websites need to appear when potential customers are searching for them. A large part of keyword research is understanding search psychology. When we build our keyword lists, we are tapping into the mental process of searchers and putting together the right mix of keywords to target.

There are four things to consider when choosing a keyword:

1. **Search volume:** How many searchers are using that phrase to find what they want? For example, there is an estimated monthly search volume of over 338 million for the keyword 'hotel', but an estimated 6 600 searches per month for 'Cape Town Waterfront hotel'.

NOTE

Keyword or key phrase? These are usually used interchangeably to refer to single or multiple words used for optimising websites. We largely use 'keyword' in this book, but they are essentially the same.

NOTE

If you're researching keywords using the Google AdWords Keyword Planner, note that it reports only on paid search volume, not on total volume, and Google has made access more difficult for free accounts.

2. **Competition:** How many other websites out there are targeting that same phrase? For example, Google finds over 2 900 000 000 results for 'hotel', but only 640 000 for 'Cape Town Waterfront Hotel'.
3. **Propensity to convert:** What is the likelihood that the searcher using that keyword is going to convert on your site? A conversion is a desired action taken by the visitor to your website. Related to propensity to convert is the relevance of the selected term to what you are offering. If you are selling rooms at a hotel at the V&A Waterfront, which of the two terms – 'hotel' or 'Cape Town Waterfront hotel' – do you think will lead to a higher rate of conversions?
4. **Value per lead:** What is the average value per prospect attracted by the keyword? Depending on the nature of your website, the average value per lead varies.

Look at the differences in results based on keywords used. Both show terms used by someone wanting to book a hotel in Cape Town, but it is expected that someone looking for a luxury hotel is intending to spend more. That means that this particular lead has a higher value, particularly if you have a hotel booking website that offers a range of accommodation.

The screenshot shows a Google search for "luxury cape town hotel". The search results include two advertisements and a filter section.

Search Results:

- Ad 1:** <https://www.booking.com/>
The 10 best luxury hotels in Cape Town, South Africa |...
 Book at over 660,000 hotels online. No reservation costs. Great rates. 24/7 Customer Service. Get Instant Confirmation. Read Real Guest Reviews. Secure Booking. We speak your language. No Booking Fees. Best Price Guarantee. Types: Hotels, Apartments, Villas.
 Book for Tomorrow
 Easy, fast and secure booking! New deals listed every day
 Book for Tonight
 Your booking instantly confirmed! Around-the-clock customer service
- Ad 2:** <https://www.thecellars-hohenorthotel.com/> 021 794 2137
The Cellars-Hohenort Hotel - Cape Town 5 Star Luxury Hotel
 Experience supreme luxury and save when you book direct online. Added Value in Cape Town.

Filters: Hotels | Cape Town

Filters and Options: Mon, 21 Feb | Tue, 22 Feb | 2 | Luxury stays | Top-rated | Budget options | Free cancellation

Hotel Listings:

- One&Only Cape Town**
 4.7 ★★★★★ (2,5K)
 Spa
 Outdoor pool
 R 12 348
- The Silo Hotel**
 4.7 ★★★★★ (1,3K)

Map: Shows locations in Cape Town, including Blaauwberg Nat, Robben Island, Bloubergstrand, and Milnerton. Price markers are visible: R 1 223 and R 2 982.

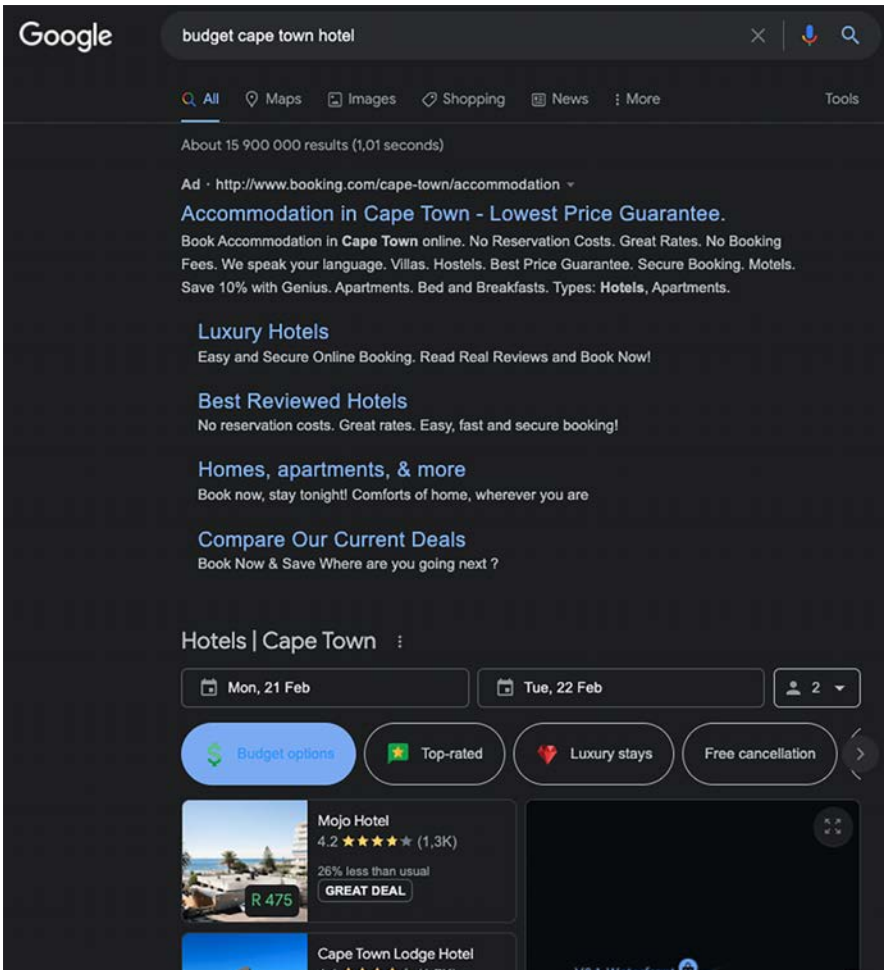


Figure 5.2 An example of how keywords give different results

Step-by-step keyword research

Keyword research helps you to produce a repeatable content process that consistently earns traffic over time.

Step 1: Brainstorm

- Your primary focus should be on users' needs from all potential aspects and contexts, not jamming or stuffing your website content full of certain keywords.
- Offer users clarity in the form of descriptive content that features relevant vocabulary and terminology. Depending on how popular jargon is with the intended audience, avoid jargon in some cases.
- Be mindful of US English and UK English spelling. This can make a difference in terms of a word's popularity in search engines.

- What would users unfamiliar with your company name search for when looking for your company's product or services? Leave it to Google Ads to target competitors' specific keywords, like their names.
- Think about the words you would use to describe your business and about the questions or needs of your customers that it fulfils. How would someone ask for what you are offering? Consider synonyms and misspellings, as well.
 - Bear in mind that people may not ask for your services using the same words that you use to describe them. You may sell 'herbal infusions', whereas people may ask for 'herbal teas' and some might even request a 'tisane.'
 - Even common words are often misspelt and you may need to consider common misspellings and typos, for example, 'morgage.'

Showing results for **get a mortgage**

Search instead for **get a morgage**

1. Clean Up Your Credit.
2. Pre-Qualification and Pre-Approval. To get a good idea of how much you can borrow, a lender can pre-qualify you for a mortgage. ...
3. Lenders, Lenders Everywhere. ...
4. Time to Shop.

Mortgage Basics: How To Get A Mortgage | Investopedia
www.investopedia.com/university/mortgage/mortgage7.asp

People also ask

- | | |
|--|---|
| How long do you have to work to get a mortgage? | ▼ |
| Can you get a mortgage if you are in debt? | ▼ |
| How much of a deposit is needed for a mortgage in Ireland? | ▼ |
| How much deposit do I need for a mortgage 2016? | ▼ |

Feedback

Mortgage Basics: How To Get A Mortgage | Investopedia

www.investopedia.com/university/mortgage/mortgage7.asp ▼

Clean Up Your Credit. Pre-Qualification and Pre-Approval. To get a good idea of how much you can borrow, a lender can pre-qualify you for a mortgage. Lenders, Lenders Everywhere. Time to Shop.

Figure 5.3 Google returns relevant results even for common misspellings

Step 2: Gather data

Two ways in which to gather accurate keyword data are to survey customers and to look at your website referral logs.

Look at what terms customers are using to find you and add those to your list. If they are already sending you some traffic, it is worth trying to increase that traffic.

NOTE

Misspellings are important, but consider what these tell you about the traffic you're getting. Analyse this traffic to ensure that you're getting quality and relevant visitors.

Step 3: Use keyword research tools

There are several tools available for keyword discovery and some of them are free. Some tools will scan your website and suggest keywords based on your current content. Most will let you enter keywords and will then return suggestions based on past research data, along with:

- Similar keywords
- Common keywords used with that keyword
- Common misspellings
- Frequency of the keywords in search queries
- Industry-related keywords
- Keywords that are sending traffic to your competitors
- How many sites are targeting your keywords.

See **5.8 Tools of the trade** for some resources that you can use.

Bearing in mind the factors that make a good keyword, you need to aim for the right mix of keywords. Low-volume terms with low levels of competition may be a good way to get traffic in the short term, but don't be scared off by bigger competition in the high-value, high-volume areas. It may take longer to get there, but once you do, the revenue can make it worthwhile.

It is a good idea to create a spreadsheet of the list of keywords, along with additional information about each one.

Table 5.2 A spreadsheet of targeted keywords for reference

Keyword or phrase	Search volume	Competition	Propensity to convert	Value of lead
Hotel	3,870	90%	2%	\$18
Luxury hotels	345	80%	35%	\$35

This will help you to choose the right keywords to target. These lists should be created for the whole website and then be broken down for each page you want to optimise.

Optimising content for keywords

Once keywords and phrases are selected, we need to ensure that the site contains content to target them. You must confirm that the content is properly structured and that it sends relevant signals. Content is the most important part of your website. Create relevant, targeted content aimed at your selected keywords. Remember, search engines can recognise context and implied meaning, so synonyms are important.

Content has several roles to play on your site:

- It must provide information to visitors.
- It must engage with them.
- It must persuade them to do what you want.

Content must also send signals of relevance to search engines. You need to use the keywords on the content page in a way that search engines will pick up and users will understand.

Previously, each web page used to be optimised for a set number of keywords. With the increasing sophistication of search engines and their semantic awareness, however, pages are now optimised for themes instead. This means that search engines have moved from keywords to concept and context. For example, one page might be optimised for car insurance, with relevant keywords used as required, while another page might be optimised for health insurance, or household insurance.

Search engines consider context in three ways:

1. **User intention:** Google tries to match your query to what you are asking rather than the individual words used. A search for 'book about children stranded on island' gives you *Lord of the Flies* by William Golding as a result, rather than a page with those specific keywords.

NOTE

Try it now: Pick one of the tools listed in **Section 5.8** and try a little of your own keyword research. Can you discover any useful keywords that your favourite brand should be using?

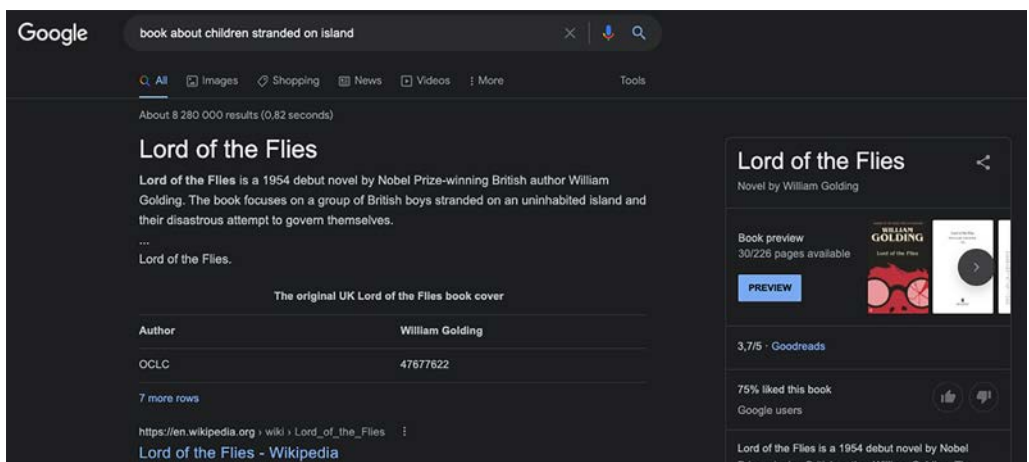


Figure 5.4 Google relates concepts to each other

2. **Your content:** Google reads your pages' keywords to find out what they are about, conceptually.
3. **Relating concepts:** Google relates concepts to each other, like showing William Golding as author of *Lord of the Flies* and offering results that are related to the book and the story of children stranded on an island.

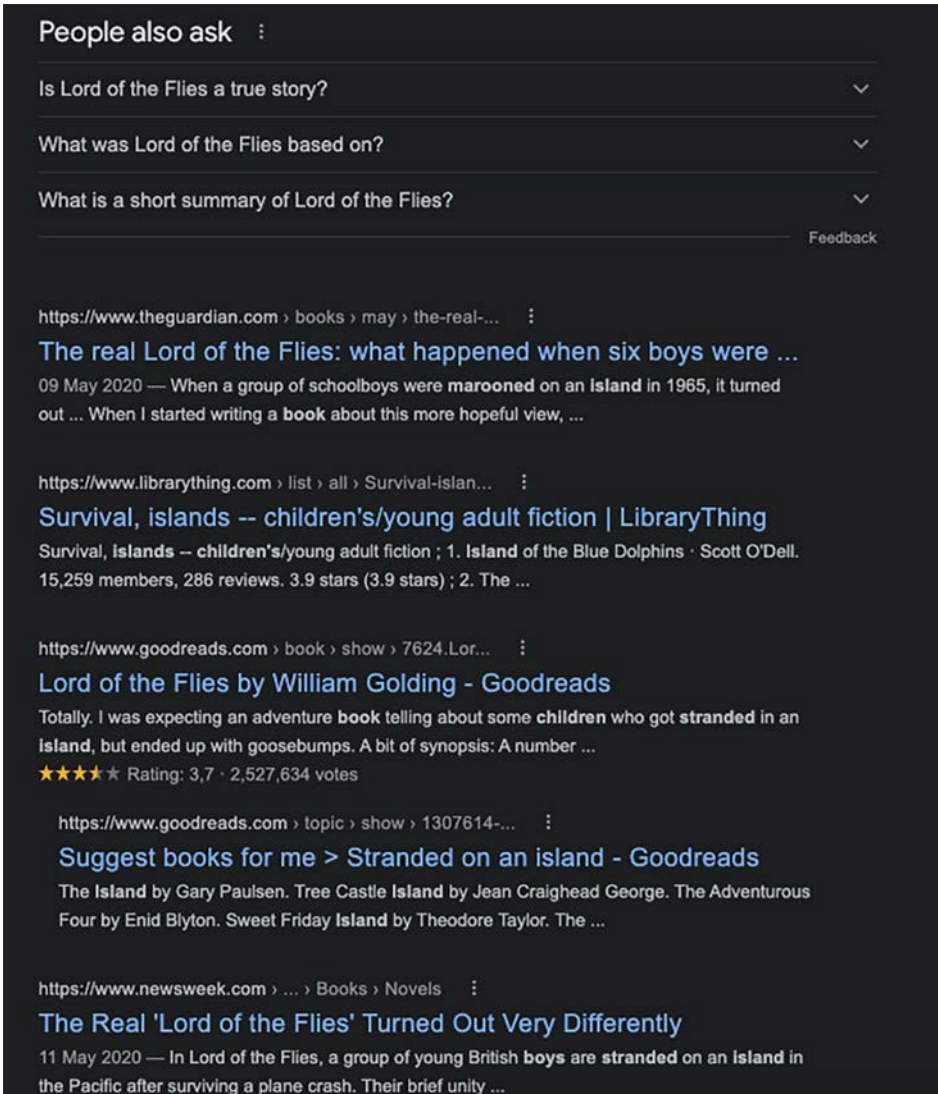


Figure 5.5 How Google relates concepts to each other

While keywords are still useful, focus has shifted from repeatedly using keywords to ensuring that each page is about something specific. Even though you should be thinking 'customer first' rather than exact keywords, these terms are still useful. Here are some guidelines:

1. **Title tag:** Use the keyword in the title and as close to the beginning as possible. Be mindful that this needs to offer readers clarity and promote users to click through to your website as well.
2. **H1 header tag:** Use the keyword in the header tag, and as much as possible, in the other H tags, as long as it makes sense to do so from a readability perspective.
3. **Body content:** Use keywords as long as it makes sense in context. Remember to use synonyms rather than focusing exclusively on one specific version of a keyword. You should aim for as much content as needed in terms of its purpose. Start off with the information that is most commonly needed or searched for. Then, add more content to provide additional information together with sub-headings to give it needed structure. About 350 words of content should be a minimum. Make sure the content is original and insightful with excellent flow and structure.
4. **Bold:** Use tags around the keyword at least once.
5. **URL:** Try to use the keyword in your page URL.
6. **Meta description:** Use it at least once in the meta description of the page, which should also entice users to click through to your site from the SERP.
7. **Link anchor text:** Try to ensure that the keyword is used in the anchor text of the pages linking to other pages within your website (internal linking) and third-party websites that link to your website. Anchor text provides additional context to search engines and can also be included in sitelinks (the additional links seen within a website's search result for some search queries).

Optimising media

Images, video, and other digital assets should be optimised with the relevant keywords. Search engines cannot decipher multimedia content as effectively as text, so they rely on the way that media is described to determine what it is about. Screen readers read out these descriptions, which can help visually impaired users make sense of a website. In addition, media such as images and video are often also shown on the SERPs. Proper optimisation can give a brand more ownership of the SERP real estate and can be used effectively to target competitive terms.

Ensure that media usage doesn't hinder a website's performance, for example, how quickly a website page loads. Also, users are mobile data sensitive. Auto-playing website videos are usually unpopular, especially if users are using the internet at the office or in a public place.

Media should not obstruct users when they visit a website page, for example, a pop-up video shouldn't cover the whole screen.

NOTE

Read more about this in **Chapter 12: Content creation: Video.**

Just as rich media can help emphasise the content on a page to a visitor, they can help search engines to rank pages, provided they are labelled correctly.

Here are some ways to optimise images with keywords for SEO:

- Use descriptive, keyword-filled filenames.
- Use specific alt tags and title attributes.
- Add meta information to the image. Make sure this information is relevant.
- Use descriptive captions and keep relevant copy close to the corresponding media. For example, an image caption and neighbouring text will help to describe the content of the image.
- Make sure that the header tags and images are relevant to each other.
- Think about what other digital assets you have and whether these can be optimised in line with your keyword strategy. For example, consider using app store optimisation (ASO). ASO is the process of optimising your mobile and web apps for the specific web stores, such as Google Play Store, App Store, and Huawei AppGallery.

NOTE

Find out how to optimise your apps in **Chapter 16: Direct marketing: Email and mobile.**

Title: Handmade bags for a quirky, one-of-a-kind style

H1 Header Tag: Customised **Handmade Bags** to Suit Your Style



Body copy: Here, descriptive and compelling copy about how **handmade bags** will make anyone a style maven, what the benefits are to the community that makes the bags, and how distinctive **tailor-made bags** will make the owner feel. Text should be written in a logical, easy-to-follow fashion. You could also highlight the designers of the **hand-sewn bags** and how their personality shows in their work.

Alt Attribute for Photo: Distinctive **Handmade Bags** in Many Colours

Figure 5.6 An example of a page targeting the theme 'handmade bags'

The best way to ensure results is to focus on writing quality content while sticking to a few guidelines on tags and URLs. Remember, you want high-ranking content that is interesting and engaging for readers.

Regularly adding fresh, valuable content will also encourage search engines to crawl your site more frequently.

NOTE

As search engines become ever more sophisticated and user focused, creating entertaining and readable copy is more important than simply including keywords in your text.

Use your website and its pages to establish and reinforce themes. Information can always be arranged in some kind of hierarchical structure. Just as a single page can have a heading and then be broken down into subheadings, a large website can have main themes that are broken down into sub-themes. Search engines will see these themes and recognise your website as one with rich content.

5.4.2 Link popularity

Links are a vital part of how the internet works. The purpose of a link is to allow a user to go from one web page to another. Search engines, mimicking the behaviour of humans, also follow links.

Besides allowing search engine spiders to find websites, links are a way of validating relevance and indicating importance. When one page links to another, it is as if that page is voting or vouching for the destination page. Generally, the more votes a website receives, the more trusted it becomes, the more important it is deemed, and the better it will rank on search engines.

Links help send signals of trust. Signals of trust can come only from a third-party source. Few people will trust someone who says, "Don't worry, you can trust me!" unless someone else, who is already trusted, says, "Don't worry, I know him well. You can trust him." It is the same with links and search engines. Trusted sites can transfer trust to unknown sites via links.

Links help to validate relevance. The text that makes up a text link can help validate relevance. A link such as 'Cape Town hotel' sends the message that, "You can trust that the destination site is relevant to the term 'Cape Town hotel.'" If the destination web page has already used content to send a signal of relevance, the link simply validates that signal.

The parts of a link

Here is an example of the HTML code for a link:

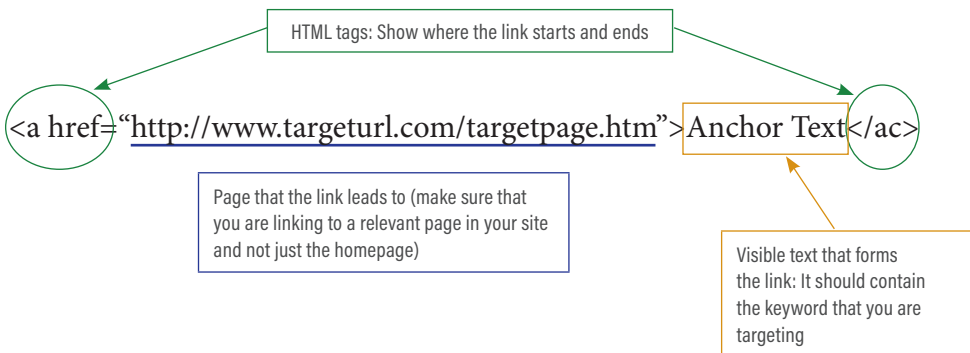


Figure 5.7 The HTML code for a link

The link sends a signal that the target URL is important for the subject used in the anchor text.

There can be a lot more information included in this anatomy, such as instructions telling the search engine not to follow the link, or instructions to the browser on whether the link should open in a new window or not.

```
<a href="http://www.targeturl.com/targetpage.htm" rel="nofollow">Anchor Text</a>
```

rel="nofollow" can be included in links when you don't want to vouch for the target URL. Search engines do not count nofollow links for ranking purposes. This was introduced by Google to try to combat comment spam.

Not all links are created equal

Of course, not all links are equal. While link volume is the number of links coming to a specific page of your site, link authority looks at the value of the links. Some sites are more trusted than others. Likewise, some sites are more relevant than others to specific terms. The more relevant a site, the more value is transferred by the link.

It is more important than ever to avoid your website being associated with spammy links of any kind. 'Quality' links are better than a high 'quantity' of 'poor-quality' links.

Well-known and established news sites, government sites (.gov), and university domains (.ac) are examples of sites from which links can carry more weighting.

Sites with higher authority carry more link weight.



Figure 5.8 Links from universities and government bodies carry more weight

Search algorithms also consider relationships between linked sites. By analysing various elements, search engines try to determine if the links are natural links, or if they are manipulative, artificial links created solely for ranking purposes.

NOTE

Discussion: Why are government and university websites considered to have more authority? What sorts of websites would they be likely to link to?

Manipulated links are worth very little compared to natural links and may even lead to a drop in search engine rankings. Penguin, the Google algorithm update that focused on reducing spammy links, was released in 2012.

The search engine algorithm will also determine the relevancy of the referring website to the site being linked to. The more relevant the sites are to each other, the better.

Also keep in mind that linking to valuable, relevant external resources can help to improve the visibility of your own site. When you add trustworthy and relevant website links to your content, it improves the credibility of your website.

External linking is similar to the way you cite sources in a bibliography for an academic paper; it shows that you've created your content based on sound research.

How does a website get more links?

With links playing such a vital role in search engine rankings and traffic for a website, everyone wants more of them. There are certainly dubious means of generating links, most of which can result in penalties from the search engines. However, here are some ways for ethical and honest website owners and marketers to go about increasing links to their websites:

Create excellent, valuable content that others want to read

If people find your site useful, they are more likely to link to it. It is not necessary (or possible) to try to write content that will appeal to the whole of the internet population. Focus on being the best in your industry and in providing value to the members of that community. Make sure that valuable content is themed around your keywords.

Create content that relevant, important websites would like to share and link to own their own. Writing excellent original content is time consuming, so make it work for you.

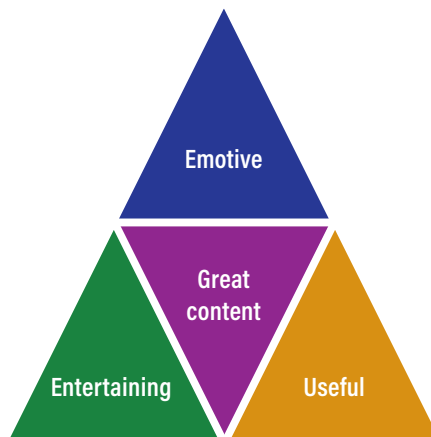


Figure 5.9 Ensure that you create remarkable, valuable content that people want to link to

Infographics are visual and graphic representations of data that can encourage lots of traffic and inbound links. They are a popular type of content that is useful to users.

Create tools and documents that others want to use

Interview experts in your field and host those interviews on your website. Create useful PDF guides for your industry that people can download from your site. Think outside the box for quirky, relevant items that people will link to. Calculators are popular tools, and we don't just mean the ones that add two and two together. For example, a company that offers car finance can have a calculator so that people get an idea of the costs involved, as well as an easy route

to apply. Wesbank's website includes various calculators, including one that can calculate an estimated monthly repayment based on information that a customer inputs. Similarly, Property24 has a bond calculator that helps potential buyers to estimate their bond repayments over a selected number of months.

Create games

Creating a game that people want to play is a great way to generate links. Make sure that the theme of the game is based on the keywords for your website so that when others talk about and link to the game, they are using your keywords.

Capitalise on software and widgets

Widgets, browser extensions, and other software that users love to use, all help to generate links for a website. For example, the TripAdvisor widget enables hotels, attractions, restaurants, destination marketers, and bloggers to add TripAdvisor content, such as reviews, awards, and local area attractions to their website. Whitegrass, a popular fine-dining restaurant in Singapore, uses widgets for Instagram, Facebook, and TripAdvisor in the bottom-right corner.

Be creative! The best link-building strategies are those that provide value and automate the linking process as much as possible. The easier it is for someone to share your link, the more likely they are to do it.

Competitor analysis

You can find out who is linking to your competitors, and which non-competing sites are ranking highly for your keywords. Use this information to identify sites to target for link requests.

Until January 2017, using Google search along with the 'link:' command could be used to find these links and websites. Now, a better alternative is to use the data in your Google Search Central account, formerly known as Webmaster tools. Learn more here: google.com/webmasters.

You can also use paid tools that provide link index data, such as:

- majestic.com
- linkresearchtools.com
- ahrefs.com
- moz.com/link-explorer.

With all link-building tactics, make sure to use your keywords when communicating. You will be telling people how to link to you and ensuring that search engines notice your authority.

NOTE

You can think of backlinks as votes. The more high-quality links that point to your website, the higher you'll be able to rank on Google, which will help you drive more organic traffic to your website (Barker, 2022).

5.4.3 User insights

Search engines want their results to be highly relevant to web users, to make sure that web users keep returning to the search engine for future searches. And how do you establish what is relevant to users? By looking at how they use websites, of course!

User data is the most effective way to judge the true relevance and value of a website. For example, if users arrive on a website and leave immediately, chances are it wasn't relevant to their query in the first place. However, if a user repeatedly visits a website and spends a long time there, it is probably extremely relevant. When it comes to search engines, relevant, valuable sites are promoted, and irrelevant sites are demoted.

How do search engines access this data?

Search engines use cookies to maintain a history of a user's search activity. This will include keywords used, and websites visited from the search engine. Search engines gather data on the clickthrough and bounce rates of results.

Site speed, that is, the performance of your website, is one of the contributing factors to ranking in Google (Dean, 2016). This is becoming increasingly important, especially since Google switched to a mobile-first indexing in 2020, which prioritises a website's mobile experience from a Google perspective. Check out Google's PageSpeed tool to help analyse your site's performance. It will recommend ways to improve your site's speed and mobile-friendliness: developers.google.com/speed/pagespeed/.

You may think your website is mobile-friendly or it has a mobile-friendly version as part of a responsive website build, but is it genuinely mobile-friendly? Does your website tick all of the mobile-friendly boxes? For example: How fast does your website load compared to its competitors? How long do visitors have to wait before they can engage with the site? Are your images rendering correctly? Is your layout responsive? Think of this: Your website starts loading in 3 seconds, but the main interactive parts have only loaded 20 seconds later. That's poor user experience and will certainly increase your bounce rate and therefore limit any desired customer interaction. It's important to look at the entire user experience from start to finish and not just at face-value. Remember to prioritise how the underlying mechanics affect it.

In 2021, Google took this a few steps further with the roll out of their use of Core Web Vitals to influence rankings.

Core Web Vitals are essential to getting it right. But what are they? These are among the foremost important signs of a webpage that Google can measure in terms of the user experience. If any are failing, Google will penalise you. You can generally group them into three easy-to-understand categories:

1. **Website loading performance:** How long does it take for the website to start loading? Do elements load at different intervals?

2. **Interactivity of the website:** How long does someone have to wait before they can interact with it fully?
3. **Visual stability of a website:** How stable is the website when you are reading/interacting with an article? Does the text drop halfway down the screen because something has just loaded?

Initial page load speed might be an obvious one, but delving deeper into all the other elements that affect usability and interactivity are often overlooked.

Lighthouse offers a useful Chrome browser extension tool to measure a website's Core Web Vitals and how you can fix any issues, as well: chrome.google.com/webstore/detail/lighthouse/blipmdconlkpinefehnjammfjpmbjk?hl=en.

Google's AMP project also underlines the importance of site speed for users and thus to Google themselves (and therefore, of course, to your SEO). Accelerated Mobile Pages (AMP) essentially simplifies HTML, CSS, and JavaScript elements to serve stripped-down pages containing only the most essential elements to mobile users. This leads to anything from a 15% to an 85% improvement in site speed (Chung, 2015).

So, what does this mean for SEO? When it comes to a website, it must:

- Be valuable enough to attract both visitors and links naturally
- Retain visitors and make sure they return to the website
- Convert visitors.

Social and search

Social information is playing an ever-increasing role in search. Social content, such as Twitter messages or YouTube videos, can appear in the SERPs, and there is a growing indication of social influence on search rankings.

There are four social factors to consider for social and search:

1. Use social media properties to dominate brand SERPs

When someone searches for your brand name, you can use your social media properties to 'own' more of the results on that page, reducing the likelihood that a user will end up on a competitor's website instead. Use your brand name when naming Twitter and Instagram profiles and Facebook and YouTube pages.

It is worthwhile mapping out where your brand has a presence and making sure that these all align. Not only will this ensure that you can plan to dominate SERPs, but it will also benefit your overall brand cohesion. Remember to optimise campaign-specific pages for campaign-related wording to make it easier for users to find.

[Coca-Cola - Home](#)

www.coca-cola.co.za/ ▼

Coca-Cola South Africa. Facebook · Twitter · YouTube · RSS · Country (ZA). United States ... Coca-Cola. Coca-Cola, Fanta, Sprite. Coca-Cola; Fanta; Sprite ...

Career Opportunities

Each associate of The-Coca-Cola Company helps lead our ...

Contact us

Coca-Cola South Africa. Facebook · Twitter · YouTube · RSS ...

[More results from coca-cola.co.za »](#)

Coca-Cola (@CocaCola) · Twitter

<https://twitter.com/CocaCola> 

Redemption tastes so sweet, amirite? Congrats @ClemsonFB! #AllIn pic.twitter.com/DFxQzHG...
6 days ago · [Twitter](#)

Figure 5.10 A Google search for Coca-Cola turns up several social media profiles

2. Social links as signals of relevance

Links from social sites such as Twitter include 'rel=nofollow.' However, there is a strong indication that these links are, in fact, followed by search engines, and are used to determine relevance. If you focus on creating great content on your site and making sure that it is easy to share socially, you should see results in your SEO efforts.

3. Personalised results influenced by your online social network

If you are logged in to a social network while searching, such as Facebook for Bing or your Gmail account for Google, you could see results from or influenced by your social circles. In Bing, for instance, results can include indications of what your friends have previously liked or shared via Facebook. On Google, you may be more likely to see a friend's blog for relevant searches.

4. Optimisation for social search engines

Google is the biggest search engine world-wide, YouTube is the second largest and Facebook is growing. Even within social properties, users still depend on search tools and features to find the content they are looking for. Content that is housed on these properties should be optimised for the relevant social search engine as well.

Mobile search

As web-enabled mobile devices continue to grow in the market, and become easier to use, mobile search remains a key growth area. Mobile searches tend to be different to desktop searches. They are more navigational in nature, as users tend to know where they want to end up, and users are often looking for concise, actionable answers.

Most online searches are conducted using mobile devices. It is essential that this is as easy as possible for your potential customer. People search online while they stand in queues, at their desks at work – no place is sacred!

The need for a website that performs well on mobile became crystal clear in 2015, when Google made what is called the mobilegeddon update. Following this update, sites that perform well on mobile are given higher rankings, while sites that do not perform well on mobile are penalised.

You can find a good overview of mobile SEO and how to create a website easily accessible via mobile here: developers.google.com/webmasters/mobile-sites/mobile-seo/.

Mobile search input can also be different from desktop search. As well as typing in search keywords, mobile users can search by voice or by using images or scanning barcodes.

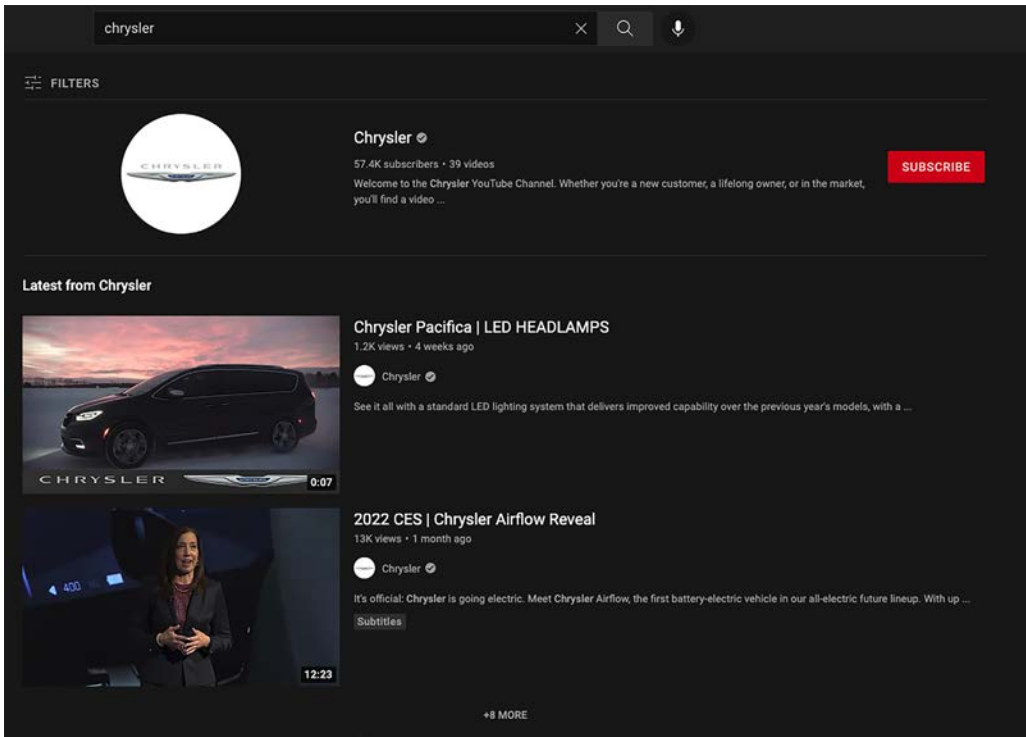


Figure 5.11. A YouTube search for 'Chrysler' turns up official branded videos in the top positions

As with mobile web development, mobile SEO is a little different from desktop SEO, although the fundamental principles remain the same. Mobile search engine optimisation is impacted

by the location of the user, the size of their screen, and the device's operating system. It can be frustrating to users if they have to zoom in to read the text, can't click on buttons, or otherwise have to struggle to find information on your site. Build usable and accessible sites with great content, and you've already come a long way towards a flawless viewing experience.

NOTE

Read more about this in **Chapter 7: Web development and design.**

Differences in approach for mobile SEO are largely because:

- Search engines have the ability to deliver precise location-based results to mobile users
- Usability is critical in sites for mobile devices
- Search engines have less data to work with compared to traditional web in terms of site history, traffic, and inbound links.

The fundamentals of mobile SEO are not so different to those of desktop SEO:

NOTE

Discussion: Why is usability so important for mobile SEO?

1. A usable, crawlable site is very important

Build mobile versions of your website that cater for mobile users that prioritises simple navigation and stripped-down content.

2. Content is important and should be formatted for mobile usage

Text and images should be optimised for the mobile experience, so no large file sizes! Metadata still matters and titles and descriptions are what users see in the SERPs.

3. Links are important

You should link to your mobile site from your desktop site and vice versa. Submit your mobile site to relevant mobile directories.

4. Submit a mobile XML sitemap

Mobile-specific sitemaps use the same protocols as standard XML sitemaps, with the addition of a mobile tag.

5. Use the word 'mobile' on the mobile website, or use mobile top-level domains

Make it explicit to search engines that this is the mobile version of your website, and they are more likely to prioritise it as such.

Local search

Local search refers to search behaviour and results where location matters. Either results returned are local in nature, or results returned can be map based.

With blended SERPs, map-based results can be returned together with other types of results, depending on the type of search. As search engines become more sophisticated, location can be inferred and therefore, influence the types of results.

A user may search for 'plumber london', for example, and the search will know to return results for London plumbers. These may even be returned on a map.

However, a user in London may search just for 'plumber'. The search can infer from the user's IP address that the user is in London and still return results for London plumbers, since someone searching for this term is likely to be looking for a nearby service. Location is one of a number of factors that help Google to provide useful and relevant search results for people, such as traffic and weather info.

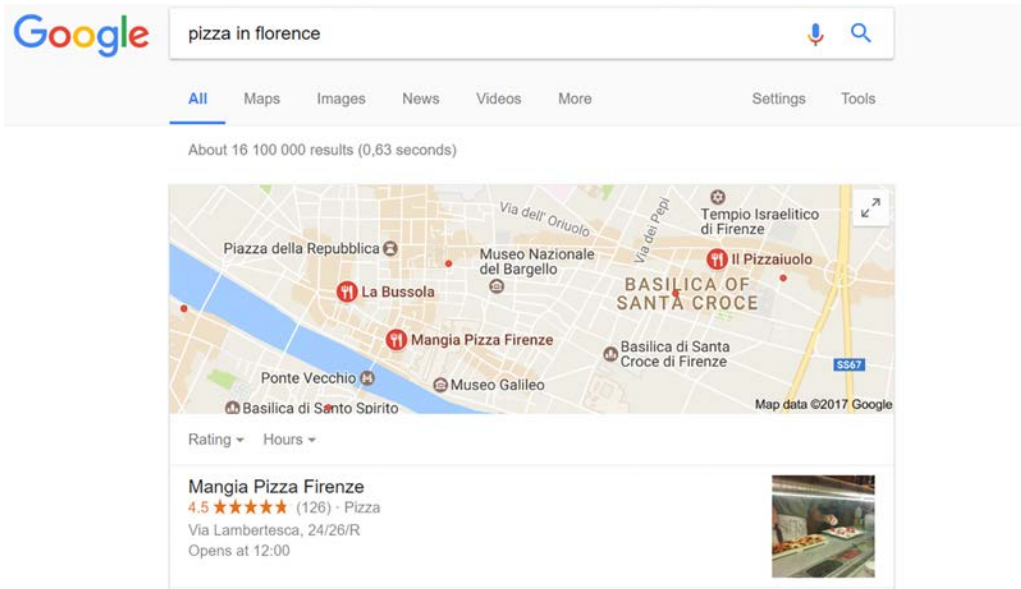


Figure 5.12 A Google search for 'pizza in Florence' turns up a range of location-based results displayed on a map

For search engines to return location-relevant results, they need to know the location of elements being searched. This is often determined from sites that include the name and address of a business. Note that this site may not be yours. Location results are often determined from various review sites, and the results can include some of those reviews.

Search engines also allow businesses to 'claim' their locations. For example, Google's Google My Business function allows small businesses to enter their information. These details will then populate into all Google services. A business can set up a local or a brand page on Google which, once completed, will give them access to various page-management and optimisation tools and make them more visible on SERPs.

NOTE Find the Small Business Guide to Google My Business here: www.simplybusiness.co.uk/microsites/google-my-business-guide/ This step-by-step guide helps you to get set up and optimise results.

Many of the searches people perform on their phones today are location-based; customers are looking for businesses around them to meet their needs in that moment. Your brand should be right there in the search results.

Kaffeine ★

4,4 ★★★★★ 399 Google reviews

R · Coffee Shop · Fitzrovia

Website Directions

Independent Aussie/Kiwi-owned coffee shop with deli-style breakfasts, sandwiches and salads.

Address: 66 Great Titchfield St, Fitzrovia, London W1W 7QJ, UK

Hours: Open today · 7:30AM–6PM ▾

Phone: +44 20 7580 6755

Menu: kaffeine.co.uk

[Suggest an edit](#)

Reviews from the web

Facebook	Zomato
4,6/5	4,2/5
312 votes	126 votes

Popular times ⓘ

Now: Usually not busy

Mondays ⇅

peak

Figure 5.13 A Google search for a specific business reveals its local page in the SERP

5.5 SEO FOR APPS

App store optimisation provides a similar function for apps as SEO does for websites and follows some of the same principles.

Consider:

- Is your app relevant for a particular search query?
- Is it a user-friendly app that doesn't crash often?
- Does it have great reviews?

Reviews are a cost-effective way to generate large numbers of organic app downloads and to increase the frequency of overall downloads, especially between app-promoting paid media campaigns.

Here are more tips:

- Make sure your app is always running as well as it should and that it is delivering on its promises.
- Never incentivise users to leave positive reviews.
- Follow all necessary guidelines to avoid your app being removed from the relevant web/app stores.
- Make sure to use all available features in your app's web store page listings, from titles to screenshots. Android apps may benefit from link-building.
- Be sure to set up 'App Indexing' for your Android app, which will increase its visibility in Google Search in some instances.
- ASO is most beneficial for apps that may be searched for by generic, non-brand-specific search queries.
- ASO doesn't stop with improving an app's visibility. It should also make the best use of the improved visibility. So, like any website page, your app store pages must perform their required outcomes as best as possible.
- Ensure that you respond to reviews in a useful manner. Assist users and provide informative, helpful information (app titles, short descriptions, long descriptions, promotional text, etc.). Include engaging screenshots, an eye-catching app icon, and a video (that meet all requirements).
- Like SEO, with ASO it is essential that you always meet all app/web store guidelines. Be sure to stay up to speed on updates from Apple, Google, and other stores when applicable.

Google Play Store

Make sure that your app meets Google's latest requirements. Regularly check: android-developers.googleblog.com/2021/04/updated-guidance-to-improve-your-app.html.

Be sure to follow Google Play Store's guidelines for your app's store listing: play.google.com/console/about/storelistings/.

App Store

Make sure that you follow Apple's guidelines for your app: developer.apple.com/app-store/product-page/.

NOTE

5.6 WHAT NOT TO DO

Black hat SEO refers to practices that attempt to game the search engines. If a search engine uncovers a website using unethical practices to achieve search engine rankings, it is likely to remove that website from its index.

NOTE

You can find the latest guidelines for webmasters for 2022 here: [hevodata.com/learn/google-webmaster-guidelines/](https://www.hevodata.com/learn/google-webmaster-guidelines/).

Google publishes guidelines for webmasters, available through Google's Search Central. As well as outlining best practice principles, Google has supplied the following list of tips:

- Avoid hidden text or hidden links.
- Don't use cloaking or sneaky redirects.
- Don't send automated queries to Google.
- Don't load pages with irrelevant keywords.
- Don't create multiple pages, subdomains, or domains with substantially duplicated content.
- Don't create pages that include malicious behaviours, such as phishing or installing viruses, trojans, or other malware.
- Avoid 'doorway' pages created just for search engines or other 'cookie cutter' approaches, such as affiliate programmes with little or no original content. If your site participates in an affiliate programme, make sure that your site adds value. Provide unique and relevant content that gives users a reason to visit your site first.
- Avoid link farms and focus on attracting quality, valuable links.

The bottom line is this: Design websites for users first and foremost, and don't try to trick the search engines. It will only be a matter of time before they uncover your black hat techniques.

5.7 ADVANTAGES AND CHALLENGES

Optimising a website for search engines should entail optimising the website for users. Done properly, it should result in a better user experience, while ensuring that search engines index and rank the website well.

It can be tempting to focus on the technicalities of SEO and to forget that both robots and humans need to read the same website. One should not be sacrificed for the other.

Search engines update their algorithms regularly. Each update is an attempt to improve search results, but can result in loss of rankings for some websites, depending on the update. A contingency plan, such as a pre-prepared search advertising campaign, needs to be in place to cope with a sudden drop in rankings.

As with any digital marketing practice, SEO should not be the only focus of digital marketing efforts. It works best when part of a holistic online marketing strategy.

The SEO community is constantly sharing insights about search algorithms. Whenever a new one is released, do some research on the best ways to avoid being penalised.

5.8 TOOLS OF THE TRADE

There are a number of tools available to assist with SEO. Some are made available by search engines, and some are developed by agencies and individuals who specialise in SEO. Most are available for free.

Google Search Central

google.com/webmasters

Google provides guidelines to webmasters, as well as tools to help ensure your website is being indexed.

Open Site Explorer

moz.com/researchtools/ose

Moz provides a useful tool called Open Site Explorer, which can help you determine the value of links from particular sites.

Tools from SEOBook

tools.seobook.com

SEOBook provides a number of tools that assist any SEO. For example, Rank Checker is a Firefox extension that allows you to save a number of keywords and to perform regular searches on them, giving you the ranking of your chosen URL for each keyword in the search engines selected. They also have tools to help with keyword discovery.

Keyword discovery tools

There are a number of tools available, some free and some paid for, to assist with keyword discovery. Some include:

Google Ads Keyword Planner

adwords.google.com/keywordplanner

Trellian's Keyword Discovery tool

keyworddiscovery.com

Wordtracker

wordtracker.com

Microsoft Keyword Planner Tool

about.ads.microsoft.com/en-us/solutions/tools/keyword-planner

Link-Assistant.Com

link-assistant.com

Online forums

Webmaster World (webmasterworld.com) is frequented by SEOs and webmasters aiming to stay current with latest trends and search engine updates.

Google Merchant Center

google.com/merchants

The Google Merchant Center allows you to mark up any products you sell through eCommerce, ensuring that they also rank for relevant search results.

MozBar

The Moz SEO toolbar (moz.com/products/pro/seo-toolbar) gives instant metrics while viewing SERPs or web pages.

Screamingfrog

Screamingfrog (screamingfrog.co.uk/seo-spider) allows you to crawl website URLs and analyse the onsite SEO.

AWR

AWR (advancedwebranking.com) gives you access to rankings for desktop, mobile, and local searches.

5.9 CASE STUDY: THE CONTAINER STORE

The Container Store®

The Original Storage and Organization Store®

The Container Store group has brick-and-mortar stores, as well as an online store that delivers internationally.

One-line summary

By working with a company with expertise in SEO and focusing on SEO for their online store, The Container Store saw an increase in organic traffic to their website, which helped to build an online presence beyond their brick-and-mortar-stores.

The problem

The Container Store has a well-established retail presence; their brick-and-mortar stores are very popular in the home organisation space. However, even though The Container Store was the only US-based retailer solely focused on home organisation, they did not have a particularly impressive ecommerce presence.

Prior to hiring an SEO manager, The Container Store did not have a content marketing strategy, nor did they pay much heed to organic traffic. This meant that they were overspending on driving traffic to their website. They needed a solid website development and marketing strategy to attract customers.

The solution

The Container Store brought in a dedicated SEO to help it grow the ecommerce side of the business. The company began working with BrightEdge, an SEO platform, which allowed them to strategise and control their web presence.

The strategy included creating page groups populated with logical keywords and on-page recommendations. The SEO team also took a more active role in content management to drive traffic to the site, as well as HTML tagging. Additionally, BrightEdge allowed for the mapping of backlinks to target new sources of links.

The results

A seven-month campaign led to an increase in the authority of the site, as well as:

- 30% increase in keywords in first rank position
- 93% increase in traffic
- 68% increase in conversions.

5.10 CASE STUDY QUESTIONS

1. Describe The Container Store's transition from primarily bricks-and-mortar to having a successful online presence. Refer to the use of SEO in your answer.
2. Was it necessary for The Container Store to hire an SEO manager in order to improve the company's online presence?
3. Why did the SEO manager take an active role in content development and management to help to improve the SEO results?
4. Why was it important to increase the number of organic page visits?
5. Do you think search engine algorithms can help businesses become better at what they do?

5.11 THE BIGGER PICTURE

Search engine optimisation can be influenced and enhanced by most other digital marketing campaigns, and they should all be approached with this in mind.

SEO and content marketing go hand in hand, since SEO relies on fresh, relevant, and popular content, and content marketing can be informed by SEO keywords and insights.

For example, search advertising campaigns can provide valuable keyword research, which can then be fed into an SEO strategy. Social media marketing can generate an enormous number of links to a website. Digital PR aims to generate links too, and these can be optimised for search engines.

User research and web analytics can generate insights into how users find the website, which can inform SEO strategy, and effective SEO techniques can provide insights into user behaviour.

5.12 SUMMARY

The average website receives a significant proportion of its traffic from search engines, the gateway to the internet, highlighting the importance of SEO. SEO specialists need to constantly find ways to extract more value as they are not only competing with competitors' websites but also Google Ads (paid results). At first glance, to the untrained eye, paid results are increasingly less distinguishable from organic listings. Also, organic search listings used to have a monopoly on imagery in some search results. However, Google Ads' image extensions and Shopping Ads now draw more of users' attention away from organic search results.

There are two types of search results:

1. Organic or natural results
2. Paid results.

SEO aims to improve a website's ranking in the organic results. Search engine optimisation is a fairly technical practice, but it can easily be broken down into five main areas:

1. A search engine friendly website structure
2. A well-researched list of keywords
3. Content optimised to target those keywords
4. Link popularity
5. User insights.

Growing trends in SEO include the influence of social content on search results, mobile SEO, and local search. Google is placing more and more emphasis on a mobile-first approach. Start sketching and prototyping the smallest screen first and work your way up to larger screens. Essentially, it's about delivering the right user experience to the right device.

5.13 CHAPTER QUESTIONS

1. Why do links send signals of trust to search engines?
2. Why is it better to have more niche pages of content than fewer pages that cover a lot of content?
3. How can analysing the links to a competitor's website help aid your own link building strategy?
4. Why is it important for search engines to keep updating their algorithms?
5. If metadata are no longer used for ranking purposes, why do they still have an important role in SEO?

5.14 FURTHER READING

BrightEdge. n.d. Container Store Increases Organic Traffic Revenut 96% in 7 Months.

[Online]

Available at: www.brightedge.com/resources/case-studies/the-container-store

[Accessed 11 February 2022].

moz.com – Moz provides regular articles, guides, and blog posts covering all things SEO. As well as sharing insights from their own SEO efforts, there are vibrant forums where you can learn from others.

seobook.com – Aaron Wall's SEObook.com provides training and tools for SEO, as well as regular articles and posts.

webmasterworld.com – a forum for webmasters, from beginners to those who've been around. It is a great resource for a budding SEO.

5.15 REFERENCES

Barker, S., 2022. The Only Link Building Strategies You need in 2022. [Online]

Available at: shanebarker.com/blog/link-building-strategies/

[Accessed: 22 May 2022]

Chung, K., 2015. Google's AMP Project: what will be the impact on publishers? [Online]

Available at: www.searchenginewatch.com/2015/10/16/googles-amp-project-what-will-be-the-impact-on-publishers

[Accessed 11 May 2022].

Dean, B., 2016. Google's 200 Ranking Factors: The Complete List. [Online]

Available at: backlinko.com/google-ranking-factors

[Accessed 11 May 2022].

Digital Training Academy, 2016. SEO Case Study: Lloyds Pharmacy Online Doctor boosts organic search.

[Online]

Available at: www.digitaltrainingacademy.com/casestudies/2016/10/seo_case_study_lloyds_pharmacy_online_doctor_boosts_organic_search.php

[Accessed 11 May 2022].

Internet Live Stats, 2017. Google Search Statistics. [Online]

Available at: www.internetlivestats.com/google-search-statistics

[Accessed 11 May 2022]

- Martin, J., 2016. Top 6 SEO ranking factors of 2016. [Online]
Available at: www.cio.com/article/238795/top-6-seo-ranking-factors-of-2016.html
[Accessed 11 May 2022].
- Milligan, A., 2020. White Hat SEO: How To Rank by the Rules. [Online]
Available at: www.semrush.com/blog/white-hat-seo
[Accessed: 11 May 2022]
- Sandmann, S., 2016. Digital Marketing Innovation with Google Voice Search. [Online]
Available at: www.searchenginecompany.co.za/digital-marketing-innovation-google-voice-search
[Accessed 11 May 2022].

5.16 FIGURE ACKNOWLEDGEMENTS

- Figure 5.1:** Screenshot, Google search, 2017
- Figure 5.2:** Google search result, 2022
- Figure 5.3:** Google search result, 2017
- Figure 5.4:** Google search result, 2022
- Figure 5.5:** Google search result, 2022
- Figure 5.6:** Stokes, 2013
- Figure 5.10:** Google search result, 2017
- Figure 5.11:** Screenshot, Chrysler YouTube, 2022
- Figure 5.12:** Google search result, 2017
- Figure 5.13:** Google search result, 2017
- The Container Store logo:** containerstore.com

06

USER EXPERIENCE DESIGN

In this chapter, you will learn:

- How to think about web projects with a UX mindset
- How to recognise and create usable and enjoyable experiences for desktop and mobile users
- About the nuts and bolts of implementing UX strategy step-by-step
- About a variety of awesome UX tools.

6.1 INTRODUCTION

Have you ever visited a website that was confusing, with broken links and long, rambling text? Or have you had a web experience that just worked, where everything was clear, easy, and enjoyable to use? If so, you've encountered the extremes of user experience design. Excellent UX can delight and convert customers. Bad UX can lead to lost revenue and a decrease in repeat visitors.

In practice, great UX can differ based on the audience and context. The principle remains the same: make it easy for your users to find what they need and to convert to your desired goal. UX is the first, foundational step of an effective digital asset.

6.2 KEY TERMS AND CONCEPTS

Table 6.1

Term	Description
Above the fold	The content that appears on a screen without a user having to scroll.
Accessibility	The degree to which a website is available to users with physical challenges or technical limitations.
Breadcrumbs	Links, usually on the top of the page, that indicate where a page is in the hierarchy of the website.
Call to action (CTA)	A phrase written to motivate the reader to take action, such as sign up for our newsletter or book car hire today.
Content audit	An examination and evaluation of existing content on a website.
Content strategy	In this context, a plan that outlines what content is needed for a web project and when and how it will be created.
Convention	A common rule or tried-and-tested way in which something is done.
Conversion	Completing an action or actions that the website wants the user to take. A conversion usually results in revenue for the brand in some way. Conversions include signing up to a newsletter or purchasing a product.
Credibility	In this context, how trustworthy, safe, and legitimate a website looks.
Fidelity	An interface design. A low-fidelity prototype will be basic, incomplete, and used to test broad concepts. A high-fidelity prototype will be quite close to the final product, with detail and functionality, and can be used to test effectiveness and usability.

Information architecture	The way data and content are organised, structured, and labelled to support usability.
Navigation	How a web user interacts with the user interface to navigate through a website; the elements that assist in maximising usability and visual signposting so users never feel lost.
Prototype	Interactive wireframes, usually of a higher fidelity, that have been linked together like a website, so that they can be navigated through by clicking and scrolling.
Responsive design	A design approach that enables a website display to change depending on the size of the viewport or screen, regardless of the device on which it is displayed.
Search engine optimisation (SEO)	The process of improving website rankings on search engine results pages.
Sitemap	On a website, a page that links to every other page in the website and displays these links organised according to the information hierarchy. In UX terminology, this is the visualised structural plan for how the website's pages will be laid out and organised.
Usability	A measure of how easy a system is to use. Sites with excellent usability fare far better than those that are difficult to use.
User-centred design (UCD)	The design philosophy where designers identify how a product is likely to be used, taking user behaviour into consideration and prioritising user wants and needs. UCD places the user at the centre of the entire experience.
User experience design (UXD)	The process of applying proven principles, techniques, and features to create and optimise how a system behaves, mapping out all the touchpoints a user experiences to create consistency in the interaction with the brand.
User interface (UI)	The user-facing part of the tool or platform, i.e. the actual website, application, hardware, or tool with which the user interacts.
Wireframe	The skeletal outline of the layout of a web page. This can be rough and general, or very detailed.

6.3 UNDERSTANDING UX DESIGN

User experience (UX) can be defined as all the experiences, physical, sensory, emotional, and mental, that a person has when interacting with a digital tool.

As illustrated below, online UX can be divided into two broad categories — functional and creative.

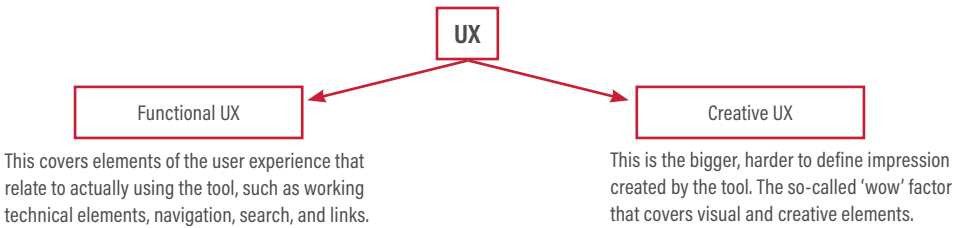


Figure 6.1 Online UX is divided into two broad categories

There are six qualities that make up good UX:

1. **Findability:** Can I find it easily? Does it appear high up in the search results? How long does it take me to find something on the site? Does the three-click rule work on this site?
2. **Accessibility:** Can I use it when I need it? Does it work on my mobile phone or on a slow internet connection? Can I use it as a disabled person?
3. **Desirability:** Do I want to use it? Is it a pleasant experience, or do I dread logging in?
4. **Usability:** Is it easy to use? Are the tools I need intuitive, and easy to find?
5. **Credibility:** Do I trust it? Is this website legitimate?
6. **Usefulness:** Does it add value to me? Will I get something out of the time I spend interacting with it?

NOTE
The three-click rule suggests that a user should be able to access what they need from your site with no more than three mouse clicks.

6.3.1 The benefits of UX

There are some real, tangible benefits to applying UX design to digital marketing strategies.

Good UX is an excellent way to differentiate your brand in the market and give yourself a competitive advantage. If your online touchpoints are easy, intuitive and awesome to use, your customers won't have any reason to look elsewhere.

Good UX research and design allows you to find the best solution for your needs.

Every business, website and online service is unique in some way, which means that the way it is constructed, must be unique too.

Amazon's \$300 million button is perhaps the most dramatic example of how a simple UX fix can impact the business. Amazon managed to gain an extra US\$300 million worth of sales simply by changing their 'Register' button to one that read 'Continue' instead. The number of customers increased by 45% because they no longer felt they needed to go through an onerous registration process simply to fulfil a basic shopping action. In fact, nothing else about the purchase process had changed (Spool, 2009)!

Every marketer knows that the ideal customer is a happy customer. Customers who love the experience you give them will become loyal clients, and possibly brand evangelists.

Applying UX principles allows you to get your digital tools working earlier, with much better functionality, at a lower cost. You can cut out features and elements that you simply don't need and focus on the core user experience. This optimised development process in turn leads to sites that are easier and cheaper to maintain, upgrade, and support across multiple platforms.

6.4 CORE PRINCIPLES OF UX DESIGN

UX should make using your website simple. However, that does not mean that it's simple to design a site that offers an excellent user experience. There are a few core principles that you can consider.

6.4.1 User-centric design

While this may seem like the most obvious point, it's surprising how often the user is forgotten in the user experience. Business owners, marketers, and web developers frequently focus on creating the web platforms they want and think are best, instead of really interrogating what the user needs. When the design process is driven only by internal business needs, the performance of the web assets is compromised. Making sure that each department has a space that it controls, often comes at the expense of what the user needs.

When designing for the user, you need to ask the following questions:

- Who is the user?
- What are the user's wants and needs from your platform?
- Why is the user really coming to your website?
- Where is the user most likely to be in their customer journey when they visit your site?
- What are the user's capabilities, web skills, and available technology?
- How can the site facilitate the customer journey to conversion and purchase?
- What features would make the user's experience easier and better?

NOTE

The customer journey is introduced in **Chapter 4: Strategy**. It refers to the steps your customer takes when engaging with your brand.

The answers to these questions will come out of user research, as discussed in **Chapter 3: Market research**.

Of course, many users may not know exactly what their wants and needs are. It is the UX practitioner's job to discover these through research and interpret them in the best way possible. Keep Henry Ford's famous quote in mind here: "If I had asked people what they wanted, they would have said faster horses."

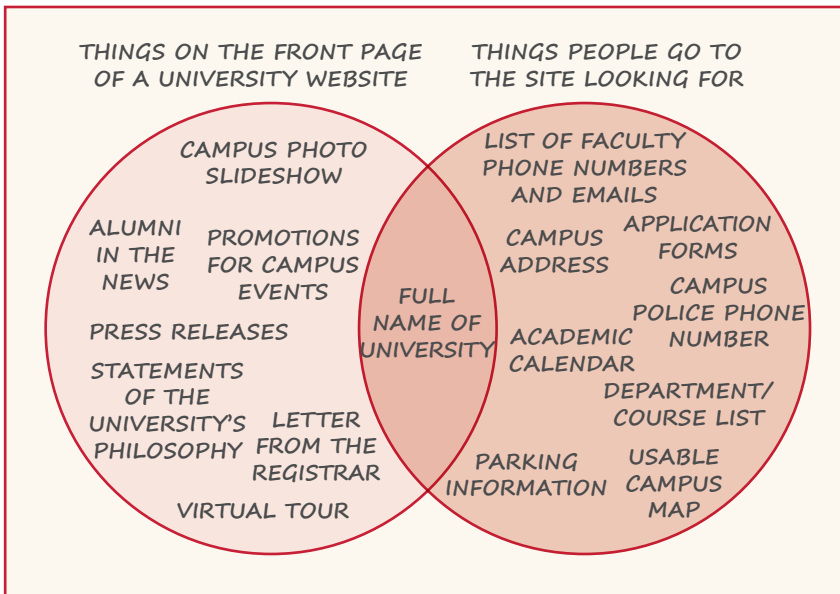


Figure 6.2 It's essential to give users exactly what they need

Mobile users

When discussing user-centric design, whatever you have learned about the user context must be considered. Today more than half of web traffic originates from a mobile device, with users accessing the internet through either a smartphone or tablet (Think with Google, 2016). In 2021, the number of unique mobile internet users stood at 4.32 billion, indicating that over 90% of the global internet population use a mobile device to go online. Therefore, designing for mobile must be a priority.

The context of mobile users affects the way in which they use their devices. Mobile users are:

- **Goal orientated:** Mobile users turn to their mobile devices to answer a question, quickly check email, find information, or get directions. They often have a distinct purpose in mind when using their phone.
- **Time conscious:** There are two aspects to this. On the one hand, mobile users are often looking for urgent or time-sensitive information such as the address of the restaurant they are looking for, so answers should be available as quickly as possible. On the other hand, the mobile device is also frequently used to kill time or as a source of entertainment such as reading articles on the couch, or playing games while waiting in a queue, so content is also crucial. User research will tell you which of these groups your users fall into and how you need to structure your site accordingly.
- **Search dominant:** Even users who know what they are looking for tend to navigate there via search, for example, typing the brand name into Google, rather than accessing the page from a bookmark or typing the URL directly into the browser bar.

- **Locally focused:** According to Google search data 30% of all mobile searches are for location (Think with Google, 2016). Since mobile phones are always carried, users turn to them to find information about things in their surroundings, from local businesses to more detail on a product they have just seen.

NOTE

Some mobile users use their phones for browsing in a similar way one would use a desktop computer. How does your audience use their devices?

Usability is especially challenging with mobile. One of the biggest challenges is the sheer number of different device categories and models available. The OpenSignal report from 2015 identified 24 000 distinct android mobile devices, running a myriad of operating systems (OpenSignal, 2015).

The limitations of mobile create additional considerations for the UX designer to address in order to ensure that visitors have a pleasant user experience while visiting the site. These limitations include:

- **Small screens:** Even the largest smartphones have screens many times smaller than a standard laptop, and tablets fall somewhere between the two. This means that the user has a much smaller window through which to perceive and understand the website, so it may be difficult to get an overall impression of where things are or what's important. It is important to consider all devices when thinking about the design of your website or app.
- **Difficult inputs:** Mobile phones don't come with full-sized keyboards and mice, so they are usually a lot more difficult to operate fluidly and accurately than desktop computers. Touchscreens may be the exception here, although they also have their own pitfalls.
- **Slow connection speeds:** Many mobile phone users, especially in developing countries, are on slow internet connections. Even fast options such as 4G can often be more sluggish than a desktop equivalent. This makes loading large websites or images slow and frustrating and can be expensive in terms of data costs.
- **Slow hardware:** Sometimes the slowness comes from the hardware itself. The more basic the phone, the slower its processing components are likely to be, making the simple act of opening the browser and loading a page time consuming.

NOTE

One design approach puts 'content first'. This means that you should decide which content to provide on your site depending on whether users are viewing it from a mobile or a desktop computer, and then adapt the layout and material to that device.

There are three main approaches to creating mobile-accessible content.

1. Mobile websites (called mobi sites)
2. Native and web applications (called apps)
3. Responsive websites (websites that adapt to the device).

NOTE

Read more about this in **Chapter 7: Web development and design**.

6.4.2 Usability and conventions

Usability is about making the digital assets we build easy and intuitive to use. To paraphrase Steve Krug, don't make your users think: they should just do (Krug, 1997–2013).

One of the most important aspects of usability involves sticking to conventions, which are simply common rules or ways of displaying or structuring things on the web. Study Figure 6.3 below.

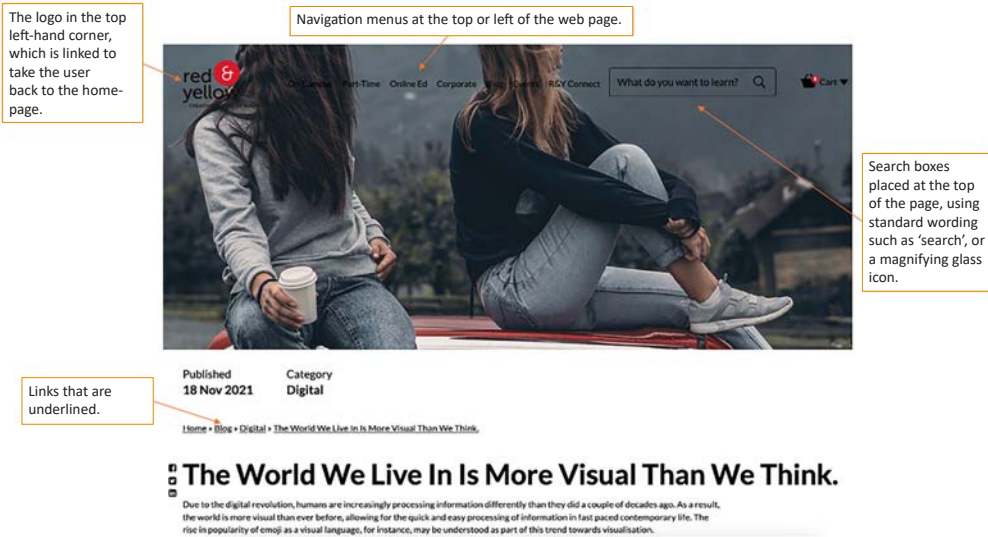


Figure 6.3 Website conventions

Ensure that all website elements, such as menus, logos, colours, and layout are distinct, easy to find and kept consistent throughout the site. There are some key 'don'ts' when it comes to building a user-friendly and usable website:

NOTE Can you think of any other web conventions? How have these evolved over time, and how important is it to stick to the rules?

- Never resize windows or launch the site in a pop-up.
- Don't use entry or splash pages (splash pages are pages that site visitors encounter first before reaching the homepage).
- Never build a site entirely in Flash. While Flash can be optimised for search engines, the process is far more demanding than for an HTML site and is not recommended as best practice. Unaided, most search engine spiders cannot effectively crawl Flash sites, and will not work on many mobile devices.
- Don't distract users with 'Christmas trees', such as blinking images, flashing lights, automatic sound, scrolling text, and unusual fonts.

And finally, while the following principles apply to desktop as well, they are especially valid for mobile:

- **Reduce loading time:** Try to keep content and actions on the same page. This ensures better performance because there are fewer page loads. Encourage exploration especially on touchscreens; users like to browse elements and discover. This makes them feel in control.
- **Give feedback:** Ensure that it is clear when the user performs an action. This can be achieved through animations and other visual cues.

NOTE

Some note the increasing presence of one-page websites, especially for sites with limited content and large images, which enables the site to load quicker. Check out this article that provides guidance on what types of sites should opt for one-page sites: www.webinsation.com/should-i-have-a-one-page-website. This approach is less effective in countries where data costs are prohibitive.




Figure 6.4 Animations providing feedback to the user of the action they have requested

- **Communicate consistently:** Ensure that you deliver the same message across all your touchpoints, for example, using the same icons on the website as you would on the mobile app prevents users from having to relearn how you communicate.
- **Predict what your user wants:** Include functionality such as autocomplete or predictive text. Remove as much manual input as possible to streamline user experience.

NOTE

Mobile users prefer to scroll in one direction.

It's useful to consider usability guidelines to ensure that your website is on track. StayInTech provides a usability checklist. www.scribd.com/document/412667252/StayInTech-Usability-UX-Checklist-2018.

6.4.3 Simplicity

In UX projects, the simpler option is almost always the more user-friendly one. Even if your service or product is complex, your customer-facing web portals need not be. In fact, it's important to remember that most customers want the most basic information from you, such as "What is this?" and "How does it work?"

Simplicity can mean several things:

Lots of empty space: In design terms, this is referred to as negative or white space. Of course, it need not specifically be white. Dark text on a light background is easiest to read. In general, the more effectively 'breathing room' is placed between various page elements, lines of text, and zones of the page, the easier it is for the user to grasp where everything is.

Fewer options: Studies have found that people faced with fewer choices generally choose more quickly and confidently, and are more satisfied with their decision afterwards (Roller, 2010).

Plain language: Unless your website is aimed at a highly specialised technical field, there's usually no need to get fancy with the words you use. Clear, simple, well-structured language is the best option when creating a great user experience.

NOTE

Read more about this in **Chapter 11:**
Content creation: Copy.

Sticking to conventions: As we've said before, conventions are excellent shortcuts for keeping things simple for users. There's no need to reinvent the wheel and try to teach your users a whole new way of navigating a website.



Figure 6.5 The FreshBooks homepage is clean, simple, inviting, and easy to use

When it comes to mobile, it's even more important to simplify. Show information only when it's needed. While you should ensure that the mobile asset provides all the same information as the desktop equivalent, this doesn't need to be presented in the same format or volume.

6.4.4 Credibility

Credibility refers to how trustworthy and legitimate something looks, and is a big consideration for web users deciding whether to use your website or not. Here are some of the cues that visitors use to determine the credibility of a website:

- **Looks:** Does it look professional and beautiful?
- **Prominent, easy-to-locate phone numbers and addresses:** This assures the visitor that there are real people behind the website, and that they are easily reachable.
- **Informative and personal 'About us':** Some customers want to see the inner workings of a company and are interested in the head honchos. Consider including employee pictures and profiles to add personality to the site.
- **Genuine testimonials:** Testimonials are a great way to show potential customers what your current customers have to say about your organisation. Trust is vital, and this is one way to encourage it. Video testimonials can be particularly effective, assuming your audience does not face data restrictions.

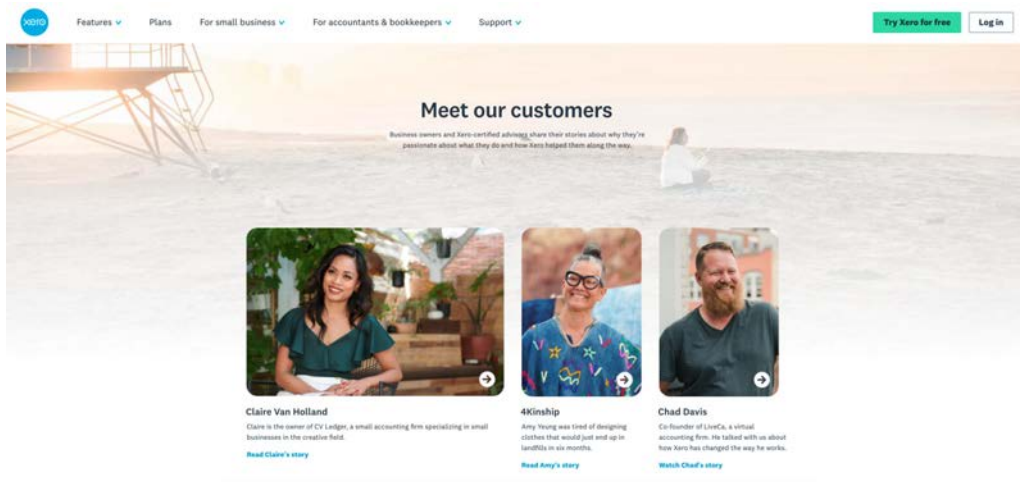


Figure 6.6 Genuine user testimonials can create a sense of credibility, like this example from Xero which includes text and video testimonials

- **eCommerce:** Using a reputable sales channel helps your website's credibility.
- **Social media:** Having a social media presence often goes further towards establishing credibility than testimonials, which could have been faked.
- **Logos of associations and awards:** If you belong to any relevant industry associations or have won any awards, feature them. Not only does this go a long way towards establishing your credibility; it will show that you're at the top of your game, a notch above the competition.
- **Links to credible third-party references or endorsements:** This is a way to assert your credibility without tooting your own horn.
- **Fresh, up-to-date content:** A news section that was last updated a year ago implies that nothing has happened since or that no one cares enough to update it.
- **No errors:** Spelling and grammar mistakes are unprofessional, and while the large majority of readers may not pick them up, the one or two who do will question your credibility. This extends to broken links, malfunctioning tools, and interactive elements that don't work as advertised.

6.5 IMPLEMENTING UX DESIGN

The UX design process happens before, during, and after the website is being built. It ties in very closely with strategy and research, web development and design, SEO, content strategy and creation, and later conversion optimisation.

As discussed in **6.4: Core principles of UX design**, mobile should not be an afterthought in UX or any other digital endeavour. It should be prioritised in strategy, design, and implementation. The 'mobile first' movement supports this notion, and aims to create mobile user experiences first, and then adapt these for the web (instead of the other way around). Designing this way has many advantages, since the principles of good mobile UX works just as well on full sites using simple designs, linear interfaces, and clear buttons and features.

6.5.1 Conduct research and discovery

Step one involves conducting detailed research on the business, the users, and the technology involved. This is covered fully in **Chapter 3: Market research** which includes user research. Doing this lets UX practitioners know exactly what they need to do to address the needs of the business and audience. This will generate a lot of data that needs to be filtered and organised.

6.5.2 Create the site's basic structure

Information architecture (IA) is about managing information, taking a lot of raw data, and applying tools and techniques to it to make it manageable and usable. Categories and pages should flow from broad to narrow. An intuitively designed structure will guide the user to the site's goals.

IA operates on both the micro and the macro level, covering everything from the way individual pages are laid out, for example where the navigation and headings are, to the way entire websites are put together.

Most websites have a hierarchical structure, which means there are broad, important pages at the top, and narrower, more specific and less important pages further down. Hierarchical structures can be very broad and shallow having many main sections with few lower pages or very narrow and deep, with few main sections and many pages below. It's up to the UX practitioner to find the right balance of breadth and depth.

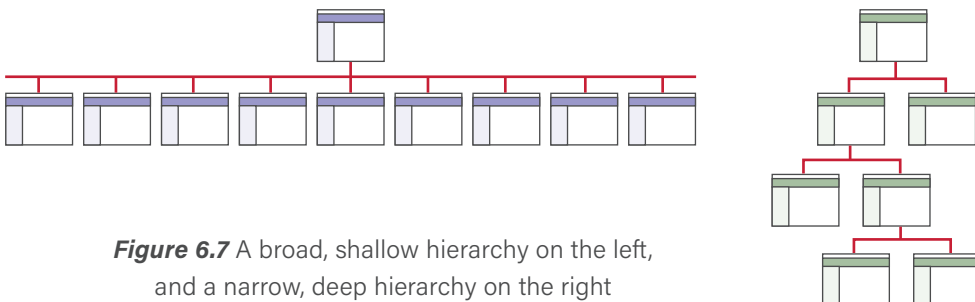


Figure 6.7 A broad, shallow hierarchy on the left, and a narrow, deep hierarchy on the right

6.5.3 Analyse content

If you're working on a website that already exists, it will be populated with a wide variety of content. In this case, you need to perform a content audit, which is an examination and evaluation of the existing material.

If the website is new, or if you plan to add new content to an existing website, you need to put together a content strategy. This is a plan that outlines what content is needed and when and how it will be created. There's no single template or model for this, so every content strategy will be unique.

The content strategy is largely the responsibility of the strategy, copy, and concept teams, but the UX practitioner needs to get involved in a few key roles. The points that UX needs to address are:

What the site should achieve: Naturally, the content should work towards achieving the objectives of both the site and the business.

What the user wants and needs: By conducting thorough user research you should be able to answer this question. Provide only content that will add real value to the user.

What makes the content unique, valuable, or different: Content needs to provide value to the user. A content strategy will help ensure content is updated regularly and will include up-to-date information.

The tone and language used: You need to consider the tone, whether it's fun, light, or serious, the register, whether it's formal or informal, and the style, you will use across your content. Make sure tone, style and register are consistent across text, images, videos, and other content types. Correct grammar and spelling are important considerations as they speak to the credibility of the site.

NOTE

Don't forget SEO! There are lots of ways that a website can be optimised during the UX planning process. Have a look at **Chapter 5: Search engine optimisation** for some guidelines on what to include.

6.5.4 Principles of creating content

There are three key points you should consider here:

1. Structure

Content needs to be written so that users can find the information they need as quickly as possible. **Chapter 10: Planning your content** will cover this in more detail. Copy can be made more easily readable by:

- Highlighting or bolding key phrases and words
- Using bulleted lists
- Using paragraphs to break up information
- Using descriptive and distinct headings.

2. Hierarchy

On the page, use an inverted pyramid style or F structure for your copy. The important information should be at the top of the page to make for easy visual scanning. The heading comes first and is the largest and boldest type on the page. The subheading or blurb follows this, and then the content is presented in a descending scale of importance. Sentences should be short, and important words should appear early in the sentence, especially in bullet points. Eye-tracking research has shown that the F structure is still the most user-friendly structure, as this is the natural flow of the eye (Hanes, 2016).

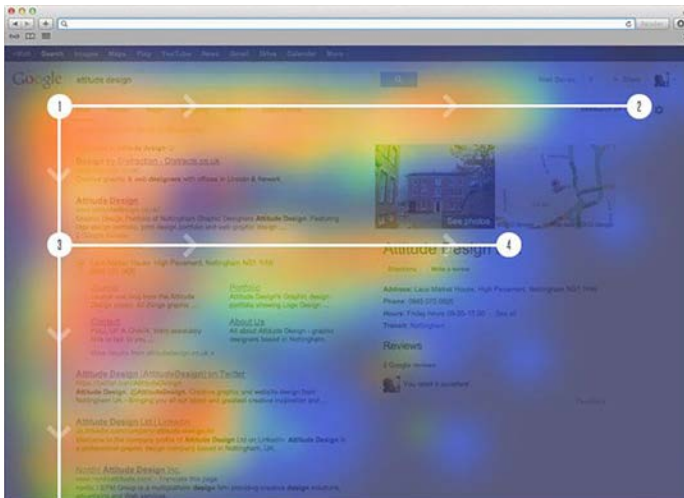


Figure 6.8 Users read websites in an F structure, and your site should enable this

3. Relevance

Above all, the content on the page must be relevant to the user and the purpose of the page itself. If a user clicks to read about a product but ends up on a page with content about the company, their experience is going to be tarnished.

6.5.5 Create a sitemap

In UX terminology, a sitemap is the visualised structural plan for how the website's pages will be laid out and organised. The sitemap provides a high-level view of the entire site, including how pages are linked, and the titles of each page. The sitemap allows the webmaster to determine whether any pages are missing or can be deleted, and how the site has come together.

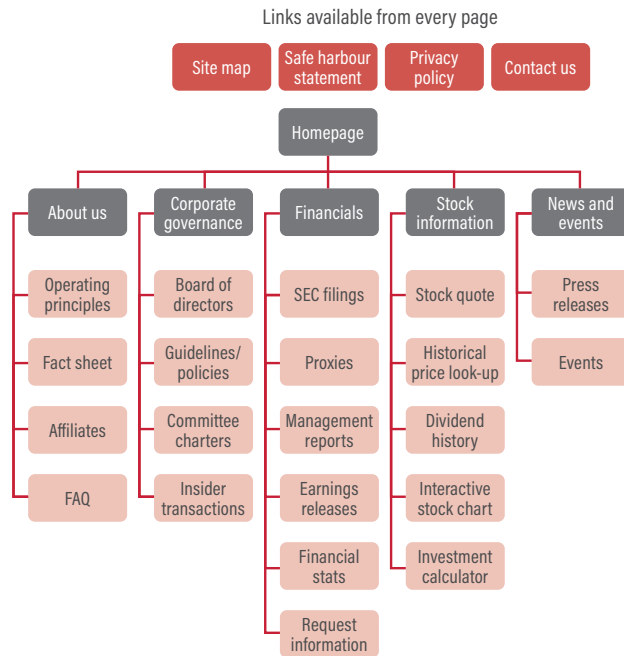


Figure 6.9 An example of a sitemap

To create the visuals for your sitemap, you can follow this process:

1. **Define your homepage.** This should be the top item in the hierarchy.
2. **Place the main navigation** items below the homepage.
3. **Arrange your pages of content** below the main navigational items, according to the results of your user testing and insight and your information architecture structure.
4. **Add pages below** this until you have placed all your content. Make sure that every page is accessible from at least one other page. It may seem obvious, but you'd be surprised how often this is overlooked!
5. **Define any other navigation elements** (i.e. the footer, sidebar, header navigation, and search tools). Place these in your diagram in a logical place, possibly branching off directly from the homepage, or as separate blocks.

Which sitemap is which?

The term 'sitemap' can have two meanings. One is the way it's defined above – the structural plan of the website. The other is a page on your website that lists all the pages available in a logical and accessible way. An example is the Apple website's sitemap: apple.com/sitemap. This sitemap should be available from every page. Dynamic sitemaps can be employed so that it is updated automatically as information is added to the website. Different sitemaps exist for different purposes, so investigate what your users would find most useful.

6.5.6 Build the navigation

The navigation should guide users easily through all the pages of a website; it is not just about menus. Successful navigation should help a user to answer four basic questions, such as where am I, how did I get here, where can I go next, and How do I get home?

1. Where am I?

Navigation should let the users know where they are in the site. Breadcrumb links, clear page titles, URLs, and menu changes all help to show the user where they are. The larger your site is and the more levels it has, the more important it becomes to give your users an indicator of where they are in relation to everything else on the site. This helps the users to understand the content of the page that they are on, and makes them feel more confident in navigating further through the site.

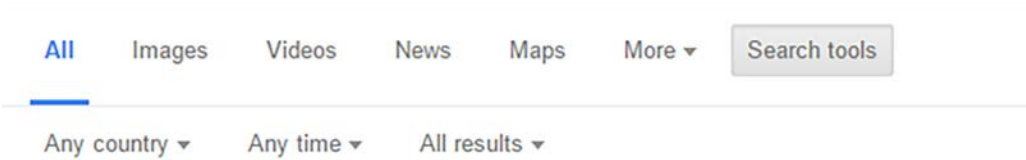


Figure 6.10 Google's search results have clear navigation options

2. How did I get here?

Breadcrumb navigation often indicates the general path a user may have taken. In the case of site search, the keyword used should be indicated on the results page.

3. Where can I go next?

Navigation clues let a user know where to go to next, such as 'Add to cart' on an ecommerce site or a contextual link that indicates 'Read more.' The key is making the options clear to the user.

4. How do I get home?

It has become convention that the logo of the website takes the user back to the homepage, but many users still look in the main menu for the word 'home.' Make sure that they can get back to the beginning quickly and easily.

6.5.7 Create the layout

A web page can be broken down roughly into four zones:

NOTE

There is a tendency, when thinking about navigation, to plan in only one direction, from the homepage down the chain of pages in the hierarchy. But very often, users arrive at the site from a link or search result that drops them deep in the website. This makes it equally important to look at reverse navigation, in other words, getting from the bottom level pages back to the top.

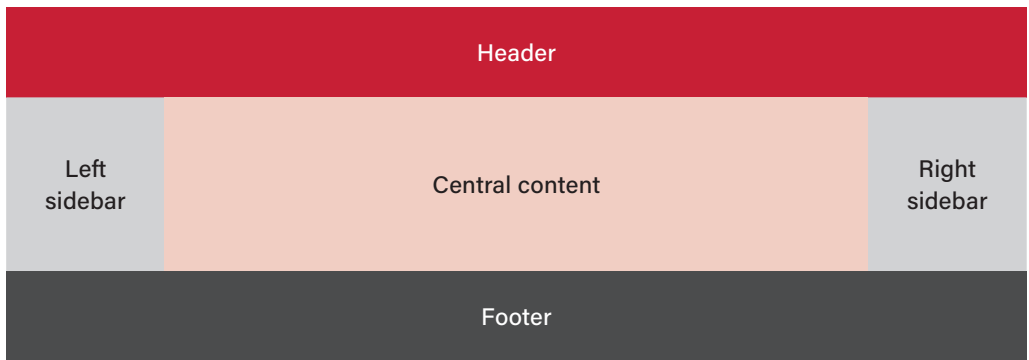


Figure 6.11 The four main zones of a website

Each of these typically contains certain types of elements and content, such as:

1. **The header (at the top of the page):** Used to identify the site and provide basic tools:
 - Logo or identifying mark (possibly including the brand's tagline)
 - Main navigation
 - Login feature
 - Search bar.
2. **The central content area:** Used to present the main content:
 - The actual content specific to the page, such as text, images, videos, and more (This can be broken into several columns.)
 - CTAs of various kinds, such as 'Sign up'; 'Get started'; 'Claim your free trial'
3. **The sidebar (either on the left or the right, or sometimes on both sides):** Used to present secondary content and tools:
 - Secondary navigation bar or other navigation features (i.e., blog article archive by date)
 - CTAs, including buttons and signup forms
 - Additional content, like links or snippets.
4. **The footer (at the bottom of the page):** Used for important but non prominent content and resources:
 - Legal information, privacy policy, and disclaimers
 - Additional navigation elements.

NOTE

Users consider information in the sidebars to be less important, so don't put your key message there.

The most important consideration for any page layout is the content: what needs to be included, what is the most important action or piece of information, and how can this be structured to meet the user's needs? After all, web pages are created to support a user's journey. All pages on your site should not necessarily look identical.

Creating sketches, wireframes, and prototypes

Wireframes are the skeletal outlines of the layout of a web page. Their purpose is to map out the placement of various elements on the page as a guide for the designer to create the visual design and the web developer to create the code and interactivity required. Wireframes can be low fidelity (very rough and basic sketches, barely resembling the final output) or high fidelity (very detailed, complex layouts including creative elements). Any website project will have several wireframes, at least one for each template page. Capture your first ideas on paper; it's the fastest and best way to capture good ideas.

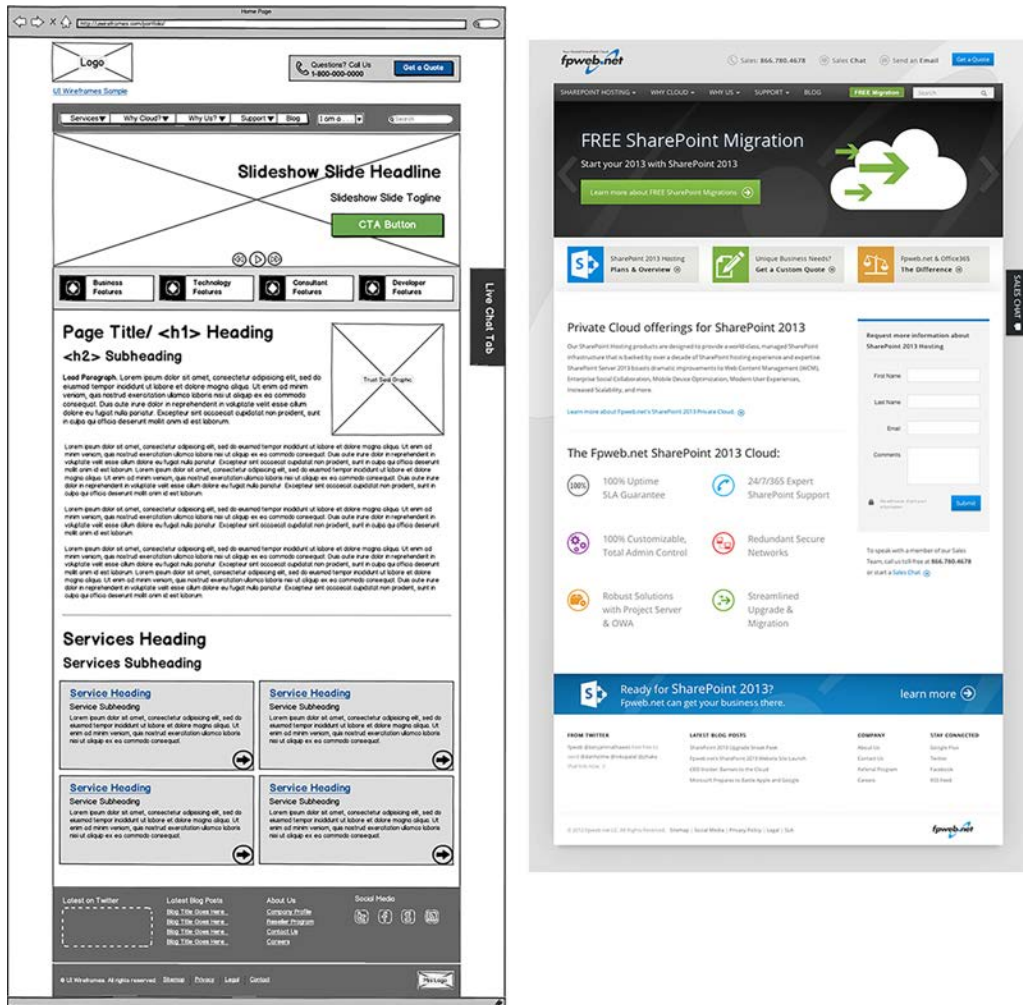


Figure 6.12 Low-fidelity and high-fidelity wireframes

Prototypes are a step up from wireframes, in that they are interactive. Prototypes are essentially sets of wireframes that have been linked together like a website, so that they can be navigated through by clicking and scrolling.

Prototypes are excellent tools for testing the flow and function of a proposed website before diving into the costly and lengthy design and development phases. They can save a lot of time, money, and effort by helping to identify problems and improvements upfront. Again, paper prototyping is the best method for fast, iterative UX design.

6.5.8 Assemble the other elements

Once you've defined your content and mapped out the basic layout of each page, you need to add all the extra elements that your website will need. Remember that the page should only ever contain the elements a user might need to support them in their task. These can include:

- **Calls to action:** CTAs can take a variety of shapes and forms, from in-text links to large buttons.
- **Forms:** These are interactive fields where users can enter their contact details or other information, for example, to sign up for a newsletter or enter a competition.
- **Search:** Many sites can benefit from having a search function, both to help users navigate and to make finding specific information easier.

NOTE

Paper prototypes make testing quick and easy. They're portable, easy to use, and don't require complex tools, internet connections, or user skills. Mobile apps like POP easily turn paper prototypes into clickable demos. See section 5.8: **Tools of the trade** for more information on the POP app.

Calls to action

Successful CTAs are simple, quick, clear actions that don't require the user to make a commitment or to do anything they may feel unsure about. They should always do exactly what they state in order to instil confidence and clarity. It's all about managing user expectations: Do they actually go where they think they will? Do they perform the action that users expect?

Positioning

The primary CTA should usually appear above the fold to capture the attention focused here. Other CTAs can appear below the fold, and the main CTA can also be repeated lower down.

Prioritisation

A single web page can be built around one CTA or could incorporate a wide range of possible desirable actions. This all comes down to what the overall page and website seek to achieve, based on the business requirements.

When multiple CTAs are used, there should be one primary action that stands out strongly and the others should be more muted, playing a supporting role. CTAs can be differentiated through colour, shape, placement, and size; the fewer choices, the better.

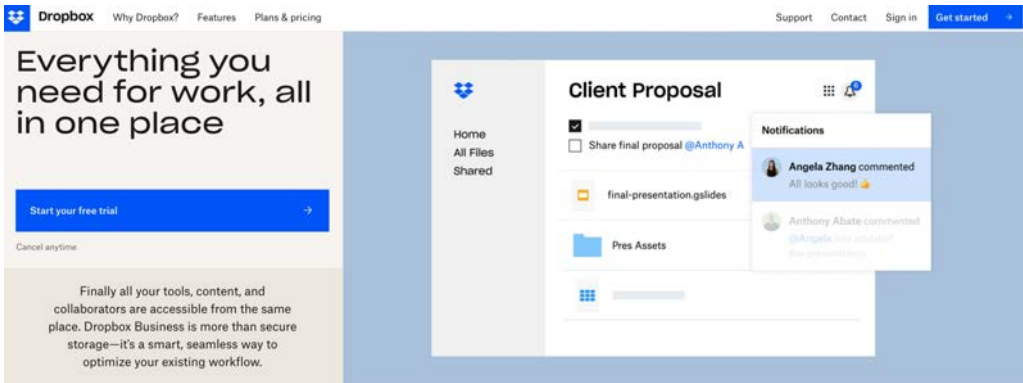


Figure 6.13 The Dropbox website has a clear primary CTA in blue for 'Start your free trial' and a secondary 'Get started' in the top right

Clickability

Any CTAs that can be clicked must look tactile or touchable. This means they must stand out somehow from the background and from static elements. One approach is to make the button look like a real button, standing out from its environment. Another train of thought advocates for the flat design approach as a more elegant and modern strategy.

Choose the right Dropbox for you

	Personal		Business		
	<p>Plus For individuals</p> <p>Buy now</p>	<p>Family For families</p> <p>Buy now</p>	<p>Professional For individuals</p> <p>Try for free or purchase now</p>	<p>Standard For smaller teams</p> <p>Try for free or purchase now</p>	<p>Advanced For larger teams</p> <p>Try for free or purchase now</p>

Figure 6.14 Clickable CTA buttons

Quantity

Finally, be sure not to overwhelm users with too many choices. Stick to one central CTA per page, making it obvious to users what the main goal, action, or outcome of the page is.

Forms

Forms are extremely useful tools for gathering user information and encouraging interaction on the site. Users are generally familiar with them and have some experience filling them out, and there are lots of web conventions that govern how these should be set up. As a general rule, the shorter you make your form, the better. The fewer fields users have to fill out, the more likely they are to complete the process.

Steps and sections

Simple forms with only a few fields can be assembled as a series of boxes. For forms that are longer, for example, those in ecommerce checkouts or complex registration processes, it makes sense to split them up into manageable portions. Manage users' expectations by clearly indicating what the next step is.

Relevance

Simplicity is a key consideration, forms should be as short and clear as possible. The effort must be equal to the reward gained. All of the fields included must be clearly relevant to the purpose of the form, otherwise users may get confused or suspect that you are harvesting their information.

It is important that users are notified about which fields are required and which are optional. If all the fields are required, then the form should indicate this clearly.

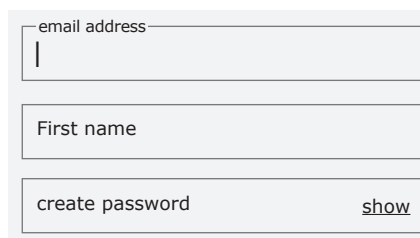
NOTE

Be aware of local laws that define what information you're allowed to collect and how you can use it.

Assistance

It is a good idea to include help for users filling out forms. This is especially the case where a specific field requires inputs to be entered in a certain way and doubly so for password fields with special rules. Users will not instinctively know the rules associated with specific fields, so you must provide plenty of guidance along the way.

A form should be well designed and intuitive rather than provide tips and text to users on how to complete it. Ideally, users shouldn't need any help at all.



The image shows a vertical stack of three form fields. The top field is a text input with the placeholder text 'email address' and a vertical cursor on the left. The middle field is a text input with the placeholder text 'First name'. The bottom field is a text input with the placeholder text 'create password' and a 'show' link to its right.

Figure 6.15 A newer interactive form that provides assistance to users by moving the label text from being a placeholder to hovering above the field

Validation

Validation means giving the user feedback on the inputs they have submitted, whether correct or incorrect. Validation can happen at two points, after the user has submitted the form, which is submission validation, or during the process of filling out the form, which is live inline validation. Submission validation is essential for protecting the database, but will also assist in catching

user errors. Live inline validation usually results in much better user experiences as the users then know that their information is correct before submitting the form.

Your contact details

We need your name and phone number, so we can call you in the **next hour** to confirm this and **check you're happy to go ahead**. After 10pm, we'll call you back by 10am the next morning.

Title	<input type="text" value="Mr"/>	✓
First name	<input type="text" value="Graham"/>	✓
Last name	<input type="text" value="Charlton"/>	✓
Phone number	<input type="text" value="02072691450"/>	✓
Confirm phone number	<input type="text" value="0207691540"/>	✗ Those phone numbers don't match. Please check and try again.
Alternative phone number	<input type="text"/>	
Email address	<input type="text"/>	✗ Please give us a valid email address.

◀ Back

Finish booking ▶▶

Figure 6.16 A simple, intuitive sign-up form that provides clear guidance

Error messages are an important part of validation that is shown to users. Error messages are often ignored in UX development and are a huge source of frustration for users.

Some best practices to consider:

- These messages should be easy to understand, meaning the user should not struggle to understand the error or how to fix it.
- The error message should stay visible until the error has been corrected.
- The tone of the message should match the rest of the site.
- It is important to remember that a form is a conversation with users. It's an interactive dialogue even though you are not present.

reCAPTCHA

reCAPTCHA is a free service offered by Google that requires users to answer questions to prove they are not bots. It helps to protect websites from spam and abuse but does reduce conversions, and in certain instances, can render the site unusable for users. Despite these accessibility issues, reCAPTCHA is still an important factor when developing forms in order to protect your website.

Username

Password


I'm not a robot 
reCAPTCHA
 Privacy - Terms

Figure 6.17 An example of reCAPTCHA included in a form

Search

Search has three useful functions on a website. Not only does it help users to find specific things, it also serves as an essential navigation aid for larger sites and collects valuable data from keyword research about what the user is looking for. From the UX practitioner's perspective, there are some important non-technical principles to bear in mind.

For large sites, it can be useful to allow users to search within categories. On Amazon, for example, you can search just within the category 'books'

amazon Try Prime

Books ▾

Departments ▾ Your Amazon.com Today's Deals Gift Cards & Registry Sell Help

Books Advanced Search New Releases Best Sellers The New York Times® Best Sellers Children's Books Textbooks

Advanced Search

Books Search

Keywords

Author

Title

ISBN(s)

Publisher

Subject

Condition

Format

Reader Age

Language

Pub. Date

Sort Results by:

Real-world Examples

Trying to find books written by Malcolm X but not an autobiography? Try this search:
 Put **Malcolm X** in the 'Author' field and **-autobiography** in the 'Keywords' field. [See the results](#)

Looking for the exact books from your 20th Century American Literature syllabus? Enter all the ISBNs in the 'ISBN' field, with a | (pipe) between each one.
 E.g. 9780140285000 | 9780743273565 | 9780061120060. [See the results](#)

Figure 6.18 The advanced search within 'Books' on Amazon.com

Positioning

Search will either be the primary starting point for your site, or it will be a useful additional tool. In the former case, for example, on a large eCommerce site such as Amazon, the search tool should be positioned centrally and visibly to encourage the user to use this as the main navigational tool. In the latter case, best practice dictates that it should be in the top-right corner or easily accessible in the sidebar.

Accuracy

The better you can interpret what your user is searching for, the more relevant and accurate the search results can be. Google works very hard to fine-tune its search algorithm to ensure that users don't just get what they searched for, but what they actually wanted in the first place.

User research can suggest why they would search your site, and what they would typically be looking for. Popularity and recentness of content are other key considerations.

Results

When it comes to displaying search results, there are a few key questions to ask:

Questions	Answers
How many results should be displayed per page?	Ten to 20 results per page is generally a good benchmark.
What order should results be in? Most popular first? Cheapest? Newest? Closest match?	This will depend on the nature of the site.
Can results be filtered?	Some websites allow users to do a second search constrained to the results of the first one.
What happens if there are no results?	If no search results are found, the search function should provide hints and tips to the user on how to navigate better on the site. The fact that there are no results should be stated clearly, followed by a list of the closest match of content to the search query. It's quite possible the user didn't know the exact term for what they were looking for or made a typo, though the site should be forgiving of these. Hints could include wildcards or breaking up the terms into smaller pieces. The message shown to users should be helpful and relevant, and not simply copied from Google's advice.

6.5.9 Define the visual design

Before users interact with your carefully considered content, your excellent navigation structure and slick search bar, their first impression comes from the look of the website, such as the colours, graphics, and overall design elements. As people are spending more and more time on the web, they are less tolerant of websites that don't look good or credible. While a website is not an art installation, it is a design project, and the fundamentals of good design apply.

NOTE

Read more about this in **Chapter 7: Web development and design**.

While much of the visual design expertise will come from the graphic designer, it's valuable for the UX practitioner to know the following principles of visual design:

Colour

Colour has an incredible psychological effect on people. Based on our culture, preferences, and learned cues, people interpret colours in very specific ways. This can be used to inform and steer user experience.

When choosing the colour palette for your website, be aware of legibility and accessibility concerns. Using a lot of open or white space often makes sites appear simple and easy to read.




Figure 6.19 The Virgin Atlantic website places the most important information upfront and uses colour to draw the eye to the important buttons/forms

Imagery

The choice of images used on the website can have a massive effect on how users behave and interact on the page. You can never be quite certain which images will have the best results, so this is one area where you will need to do a lot of testing (See **6.7 Conduct testing** below).

Humans tend to gravitate towards and identify with pictures of other humans. Content strategy should include an image strategy, especially if the site is rich in images. Camera angles, content, brand strategy, and the tone of the visuals all need to be considered. Images must always be relevant and not used as fillers or pure decoration.

6.6 ADVANTAGES AND DISADVANTAGES OF UX DESIGN

Ensuring you adhere to all the principles of UX design can be costly and time consuming. Testing each development or aspect of the site can be very drawn out. However, the advantages that UX provides far outweigh the costs.

Good UX means users will have a pleasurable experience on your site. In turn they are more likely to return and recommend your site, ultimately leading to sales that help meet your business objectives. Poor UX means users have negative and disappointing experiences; they may not return and may relate their negative feedback to others, which in turn can result in the loss of potential sales.

Including UX from the beginning helps to keep costs low and on budget. It is estimated that for every US \$1 spent in the initial phases to improve UX, it costs US \$10 to fix during development and upwards of US \$100 to fix after the product is released (Gray, 2016).

6.7 CONDUCT TESTING

Measuring how successful your UX has been cannot be left until the final website is complete and ready for launch. The key to an effective user-friendly site is testing each step of the way during the design, development, and implementation process. User testing is crucial to UX.

User testing means giving one or more users access to a website or prototype and observing how they behave when using it. The purpose of this is to discover problems and gain insights that can be used to improve the final product.

The goal of user testing is not to eliminate every potential problem on a website; that's simply not possible, especially if you consider how subjective this can be. The goal is to work towards creating the best possible experience for users by constantly improving and optimising.

NOTE

In the real world, time and budget limitations will certainly have an impact on how much you can test, but the goal should always be to maximise testing, in whichever way you can. Learn more in **Chapter 21: Conversion optimisation**.

The two biggest questions around testing tend to be “What do I test?” and “When do I test it?” The answers are simple: Test as much as possible, as often as possible, and as early as possible.

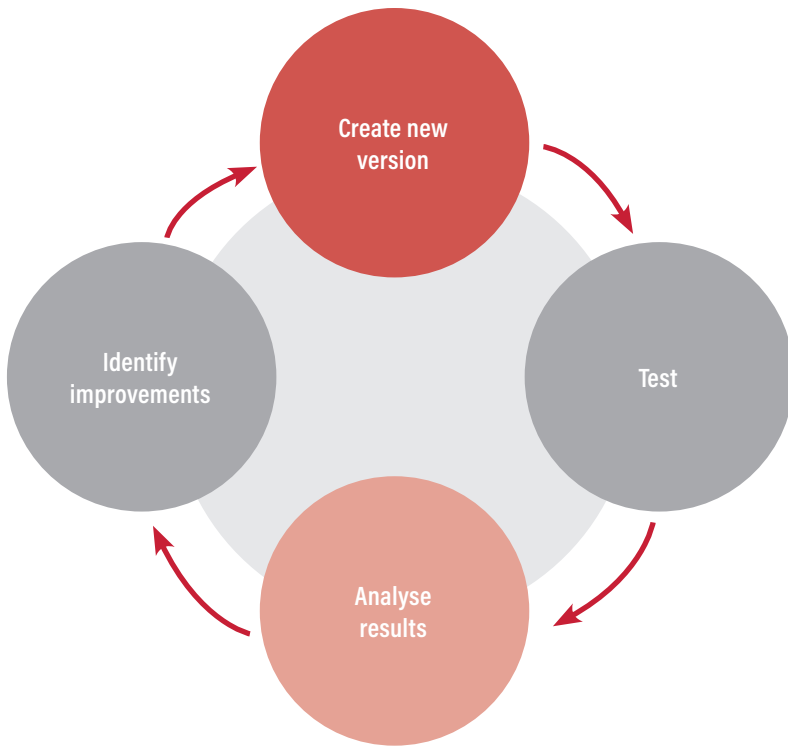


Figure 6.20 Iterative UX testing process

User testing follows a set process:

1. Formulate a question to test
2. Choose a test and prepare
3. Find subjects
4. Test
5. Analyse
6. Report
7. Implement
8. Start again.

6.8 TOOLS OF THE TRADE

UX tools range from rudimentary (pen and paper) to highly sophisticated (web applications and tech tools). Here is a brief roundup of popular options:

Balsamiq (balsamiq.com) bills itself as a 'rapid wireframing tool' and is great for creating fun, low-fidelity wireframes and simple prototypes.

Axure (axure.com) is an all-purpose prototyping tool that allows you to create fully interactive wireframed websites without needing to code anything. A useful feature is that it also generates technical specifications for developers to work from, based on the interactions and links created in the prototyping process.

Gliffy (gliffy.com) is a web-based tool that allows you to create a wide range of diagrams, everything from wireframes to sitemaps to charts.

InVision (invisionapp.com) is a web-based tool that allows you design prototypes across web and mobile.

POP (marvelapp.com/pop) or Prototyping on Paper, is a free app for prototyping apps on mobile.

Canva (canva.com) is useful for creating simple website wireframes for web, tablet, and mobile. You can also use it to create sitemaps and flow diagrams that describe the user's journey through a site or app.

6.9 CASE STUDY: TINDER

Tinder is arguably the most popular dating app in the world, with 75 million monthly active users in 2020 (Iqbal, 2022).



One-line summary

In order to make using the app effortless and fun, the developers of Tinder focused on the user experience as much as the outcome, resulting in the 'swipe right' action that has become synonymous with Tinder.

The problem

Generally speaking, dating websites were tedious for users, who had to spend a lot of time creating long profiles. These dating sites were also complicated and stigmatised. The developers were interested in creating a simple app design that was 'sticky', engaging, intuitive, and fun but also simple to use with a quick onboarding process.

The solution

Tinder is famous for the 'Swipe Right'® concept. If a user likes what they see, they swipe right. If the person they have swiped right on has also swiped right, there is a 'match' and the users are given the option to message one another (in-app messaging).

This simple user experience has resulted in high levels of engagement for the app.

This was not the only UX design decision made by the team. Further UX successes include the following:

- A simple registration process

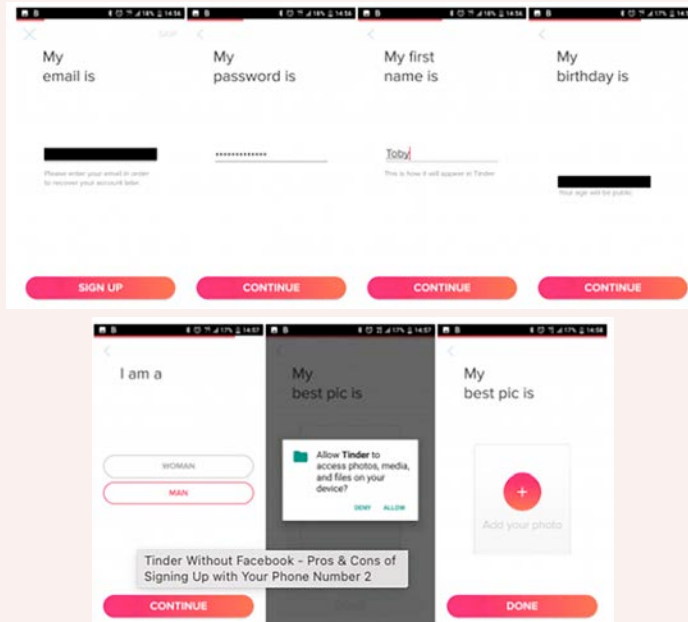


Figure 6.21 The registration process on Tinder is simple and quick

- Card stack/panel design, which is employed for many of the actions on the app (including the registration process shown above). This means that users are focused on one action at a time, rather than having multiple actions or decisions to make at once (the way they might when using a dating website).
- In-app gestures that are simple and intuitive.

The results

Jonathan Badeen, co-founder of Tinder, had the following to say about their motivation to create Tinder:

After school ends, your non-digital social network begins to shrink and it becomes really hard to meet new people – especially outside of a work environment. I think this was really one of the largest motivators for us. Helping people meet was our priority. Many of the choices we made were driven by the need to make that experience easy and enjoyable instead of frightening.

The mark of a dating app's success is two-fold: engagement and results. According to Tinder, their average active users log in four times a day. They also say that 1.5 million Tinder users go on dates every week.

Figure 6.22 shows market share for the largest dating apps, with Tinder the clear market leader.

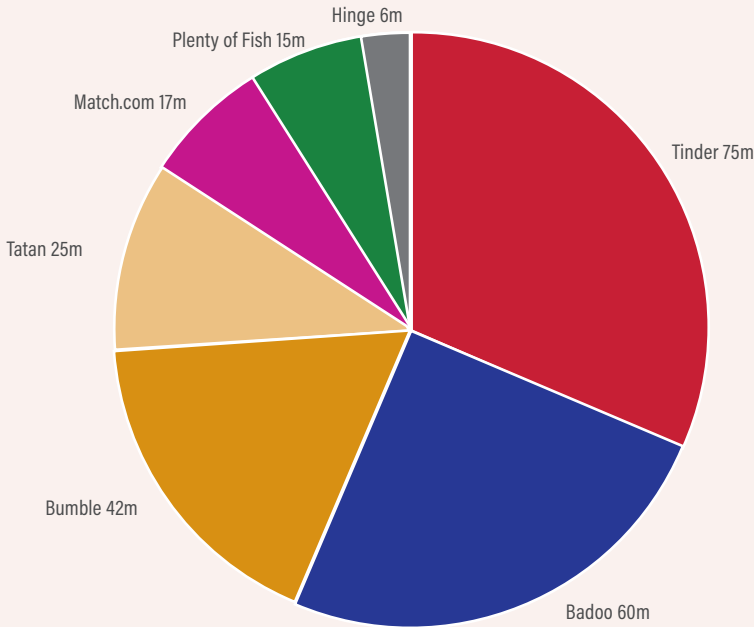


Figure 6.22 Market segmentation of dating apps

6.10 CASE STUDY QUESTIONS

1. To what extent do you think the UX design has contributed to Tinder's success in the dating app space?
2. What elements would you have included in Tinder's UX design?
3. A criticism of Tinder is that the motivations of app users are not always aligned. How could you use UX design to improve this?

6.11 THE BIGGER PICTURE

UX touches on so many aspects of digital marketing that it's hard to list them all. It's involved right up front at the strategy and research phase and then touches on all the create disciplines, such as web development, design, copywriting, and SEO. For example, when it comes to SEO, Google's algorithm assesses the UX design on a website as part of the overall decision on where to rank it.

Social media, email marketing, display advertising, video marketing, and other fields can also benefit from solid UX thinking, such as “What do users want, need and expect from you on these channels?” Finally, UX goes hand in hand with web analytics data as both disciplines aim to understand users and create real, actionable insights from the data gathered about them.

6.12 SUMMARY

Users come first when creating any web-based marketing channels. Core UX principles, such as user-centric design, web conventions, simplicity, and credibility, are essential for creating web experiences that are seamless, memorable, and valuable to users.

Mobile UX is a special subset of the discipline that takes the unique context and characteristics of mobile users into account, whether for designing a mobi site, an app, or a responsive website. When it comes to implementing a UX process, the following steps should be followed:

1. **Identify business requirements:** What does the business need to get out of the site?
2. **Conduct user research:** Who are you building the site for, and why? What information do they need? How will they move through the site? Does the user need this?
3. **Create the basic structure:** What goes into solid information architecture?
4. **Analyse and plan content:** How should content be put together here?
5. **Design the sitemap:** How will the overall website be structured?
6. **Build and develop the navigation:** How will users get to where they need to go?
7. **Create the layout:** What will each page look like, from top to bottom? Does the layout support the functional purpose of the website? What content is needed for this page to achieve its business goals?
8. **Add other useful elements:** How will CTAs, search tools, and forms behave? Where will they be best placed to achieve the business goals?
9. **Conceptualise the visual design:** How will the visual layer add to the overall UX impact?
10. **Conduct user testing:** Are there any errors on the site, and is it easy to use? Testing should be done at each step in the UX process. The earlier errors or difficulties in the UX are picked up, the more cost effective it is to correct and change.

6.13 CHAPTER QUESTIONS

1. Provide a succinct explanation of UX and its purpose.
2. What are the six qualities that make up a good user experience?
3. Are there any mobile-specific issues that UX designers should keep in mind? What growing trend should UX designers keep in mind when designing any user experience?
4. Explain why testing is so important with UX.
5. List at least three things that can ruin a website's UX experience.

6.14 FURTHER READING

lukew.com – The blog of Luke Wroblewski, one of the world's foremost UX experts. It's filled with research and practical advice for working UX practitioners.

sitepoint.com/11-free-ux-e-books-worth-reading-2016 – A list of books on UX that are free and well worth reading.

smashingmagazine.com – Smashing Magazine posts regular, in-depth articles and research focused on UX, technology and web design.

teamsuccess.io/UX – A brilliant checklist for UX designers.

uxdesign.cc/breaking-down-the-brilliant-and-simple-design-of-tinder-cc4e07859c5e – Read more about Tinder's UX journey. This website is also a good resource for UX design articles.

6.15 REFERENCES

Adaptive Path, n.d. Rail Europe. [Online image]

Available at: www.uxforthemasses.com/wp-content/uploads/2017/01/RailEurope_AdaptivePath_CXMap_FINAL.pdf

[Accessed 11 May 2022]

Breeze, J., 2009. You Look Where They Look! [Online]

Available at: www.objectiveexperience.com/eye-tracking-ux-research

[Accessed 11 May 2022]

Charlton, G., 2014. 21 First class examples of effective web form design. [Online]

Available at: econsultancy.com/blog/64669-21-first-class-examples-of-effective-web-form-design

[Accessed 11 May 2022]

Fang, R., 2021. Breaking down the brilliant and simple design of Tinder. [Online]

Available at: uxdesign.cc/breaking-down-the-brilliant-and-simple-design-of-tinder-cc4e07859c5e

freshbooks.com/ [Online]

[Accessed on 14 February 2022]

Gray, C., 2016. 6 Benefits of UX Design. [Online]

Available at: www.nomat.com.au/6-benefits-ux-design/

[Accessed on 11 May 2022]

Hanes, L., 2016. Does the F-shaped pattern for reading web content still apply? [Online]

Available at: write.co.nz/does-the-f-shaped-pattern-for-reading-web-content-still-apply/

[Accessed 16 February 2022]

Hinderer, D. and Nielsen, J., 2003. 234 Tips and Tricks for Recruiting Users as Participants in Usability Studies. [Online]

Available at: media.nngroup.com/media/reports/free/How_To_Recruit_Participants_for_Usability_Studies.pdf

[Accessed 11 May 2022]

Idler, S., 2013. The Effect of Human Faces in Web Design.

Available at: blog.usabilla.com/effect-human-faces-web-design/

[Accessed on 11 May 2022]

Iqbal, M., 2022. Tinder Revenue and Usage Statistics (2022). [Online]

Available at: www.businessofapps.com/data/tinder-statistics/

[Accessed 11 May 2022]

- Kolowich, L., 2016. 16 of the Best Website Homepage Design Examples [Online]
Available at: tuitmarketing.com/16-of-the-best-website-homepage-design-examples/
[Accessed 11 May 2022]
- Kolowich, L., 2016. 15 Testimonial Page Examples You'll Want to Copy. [Online]
Available at: blog.hubspot.com/service/testimonial-page-examples#sm.0010tgydx19ivep1tlq2qi1yw97c4
[Accessed 11 May 2022]
- Krug, S., 1997–2013. Advanced common sense. [Online]
Available at: www.sensible.com/
[Accessed 11 May 2022]
- Lewes, J., 2015. How to incentivise participants to get the most from your user testing or research. [Online]
Available at: www.peopleforresearch.co.uk/blog/2015/06/how-to-appropriately-incentivise-participants-to-get-the-most-from-your-user-testing-or-research/
[Accessed 11 May 2022]
- Lynch, P., and Horton, S., 2011. Site Structure. [Online image]
Available at: webstyleguide.com/wsg3/3-information-architecture/3-site-structure.html
[Accessed 11 May 2022]
- Madaio, M., 2016. The new rules of form design. [Online]
Available at: www.uxbooth.com/articles/the-new-rules-of-form-design
[Accessed 11 May 2022]
- NorthernUX., 2011. Rapid Prototyping with Axure RP Part 3 – Using Axure for Usability Testing.
Available at: www.slideshare.net/NorthernUX/rapid-prototyping-with-axure-rp-part-3-using-axure-for-usability-testing
[Accessed 11 May 2022]
- Roller, C., 2010. Abundance of Choice and Its Effect on Decision Making. [Online]
Available at: www.uxmatters.com/mt/archives/2010/12/abundance-of-choice-and-its-effect-on-decision-making.php
[Accessed 1 June 2022]
- Spool, J., 2009. The \$300 Million Button. [Online]
Available at: articles.ue.com/three_hund_million_button/
[Accessed 11 May 2022]
- Sterling, G., 2012. Screenshot 2012-02-29 at 2.00.48 AM. [Online image]
Available at: www.screenwerk.com/media/Screen-shot-2012-02-29-at-2.00.48-AM.png
[Accessed 24 January 2017]
- The next web, 2014. There are 18 796 distinct Android devices, according to OpenSignal's latest fragmentation report. [Online]
Available at: thenextweb.com/news/18796-different-android-devices-according-opensignals-latest-fragmentation-report
[Accessed 11 May 2022]
- thinkwithgoogle.com, 2016. How Mobile Search Connects Consumers to Stores [Online]
Available at: www.thinkwithgoogle.com/marketing-strategies/app-and-mobile/mobile-search-trends-consumers-to-stores
[Accessed 11 May 2022]
- www.usabilityfirst.com/glossary
- XKCD, 2011. University Website. [Online image]
Available at: xkcd.com/773/
[Accessed 11 May 2022]

6.16 FIGURE ACKNOWLEDGEMENTS

Figure 6.2: XKCD.com

Figure 6.3: Red & Yellow blog, 2021

Figure 6.4: Download Button, by Junes. Dribbble, 2013

Figure 6.5: Screenshot, Freshbooks www.freshbooks.com

Figure 6.6: Xero.com

Figure 6.7: Site structure, Lynch, P. and Horton, S. Web style guide, 2013

Figure 6.8: Towermarketing, 2016

Figure 6.9: Stokes, 2013

Figure 6.10: Screenshot, Google search bar navigation, 2017

Figure 6.11: Simple page regions. Lynch, P. and Horton, S. Web Style Guide, 2017

Figure 6.12: UI Wireframes uiwireframes.com/portfolio/wireframe-example-2, 2022

Figure 6.13: Dropbox.com

Figure 6.14: Dropbox.com

Figure 6.15: UX Booth uiwireframes.com/portfolio/wireframe-example-2, 2022

Figure 6.16: Econsultancy, 2014

Figure 6.17: reCAPTCHA

Figure 6.18: Screenshot, Amazon, 31 January 2018

Figure 6.19: Screenshot, Virgin Atlantic, 2022

Figure 6.20: Stokes, 2013

Figure 6.21: onlineforlove.com/tinder-without-facebook-account-pros-cons-sign-up-phone-number, 2022

Figure 6.22: www.businessofapps.com/data/tinder-statistics/

Tinder logo: tinder.com

07

WEB DEVELOPMENT AND DESIGN

In this chapter, you will learn:

- How the web development process works, from planning through to design and launch
- About development and design best practices and the principles of designing for persuasion
- How to assess the quality and effectiveness of web development and design implemented by suppliers or agencies
- How to evaluate the need for either a static or CMS website.

7.1 INTRODUCTION

Websites are, in many ways, at the heart of successful digital marketing. They are your home on the web, a shop window over which you have full control, and often the first place people go to find out more about you.

Web development and design applies to more than just websites. The principles can be used for any digital assets you create, from mobile platforms to social media profiles.

Creating online assets involves three key processes: planning and design, which create the appearance, layout, and style that users see, and development, which brings this imagery to life as a functioning web tool.

NOTE

Unlike social media properties, your website is not subject to changes in policy, and content remains easily accessible regardless of its age.

The fundamental principle of good development and design is to understand your users, since they are the people who will actually be accessing and interacting with your website. What are they looking for? What are their objectives? Your offering must have user experience central to the process.

7.2 KEY TERMS AND CONCEPTS

Table 7.1

Term	Description
Accessibility	The degree to which a website is available to users with disabilities, such as the visually or hearing impaired, and those technically disadvantaged by not having the necessary device, software or browser.
Adaptive web design	Websites that respond to a user's screen size by loading predefined layouts.
Alt text	Alt text means alternative text. The 'alt' attribute is used in HTML to attribute a text field to an image on a web page. It normally has a descriptive function, telling a search engine or user what an image is about and displaying the text in instances where the image is unable to load. It is also called Alt tag.
Anchor text	A text link, or backlink, that refers visitors to your site from another with SEO benefits, passing relevance and authority from the referring site.
Bounce	When users leave a site before navigating from their landing page to another.
Branding (or visual identity or corporate identity)	Terms that refer to the look and feel of your business. In this context, used when discussing how your logo, colours, and styling elements are translated from traditional print-based assets to digital.

Breadcrumbs	Links, usually on the top of each page, indicating where a page is in the hierarchy of the website. Breadcrumbs can be used to help users navigate through the website, as well as act as a page index for search engines.
Cache	Files stored locally on a user's browser to limit the amount of data called from the server on a return visit.
Call to action (CTA)	A phrase written to motivate the reader to take action (sign up for our newsletter, book car hire today, etc.). Calls to action are usually styled differently from other copy on a page so that they stand out and draw attention.
Content management system (CMS)	A software system that allows an administrator to update the content of a website, so that a developer is not required.
Common page elements	Items that appear on every page of a website.
Cascading style sheets (CSS)	A programming language that defines the styles, such as fonts and colours, used to display text and content. Web pages are one of the places that this language is used.
Client-side	Scripts that run in a user's browser, rather than on a web server.
dpi	Dots per inch (in an image). On the web, the screen resolution is 72dpi.
Graceful degradation	The use of both modern and antiquated web techniques and code to provide a safety net, or fallback, for users with older browsers and technologies.
HTML5	The most current iteration of the HTML (HyperText Markup Language) standard. It is a broad range of technologies that allow for rich media content and interaction on websites that do not require additional third-party plugins. It allows rich multimedia content to be displayed and easily viewed by users, computers and devices.
Information architecture	The way in which data and content are organised, structured and labelled to support usability.
JavaScript	A high-level, dynamic programming language commonly used to create interactive effects within web browsers. JavaScript is predominately a client-side language, only node.js is server-side.
Landing page	The website page that a user is sent to after clicking on any link or CTA, for example, in an email or affiliated site, in a display ad, or a paid or organic search engine listing. The landing pages that have the most success are those that match up as closely as possible with the user's search query or intention.

Metadata	Information about a web page and the elements on it that can be entered to provide context and relevant information to search engines.
Native mobile application	A mobile application designed to run as a program on a specific device or mobile operating system.
Navigation	How a web user moves through a website, and the elements that assist the user in doing so.
Open source	Software that makes the source code available so that other developers can improve on or build applications for the software.
Plug-in	Often referred to as a module or extension, a piece of third-party code that extends the functionality of a website.
Progressive enhancement	The development of web technologies in a layered fashion, prioritising basic content and functionality for all web browsers, while allowing users with higher bandwidth or browsers access to an enhanced version of the page.
Proprietary software	Any software that one or more intellectual property holders own and licence to others in exchange for compensation, subject to certain restrictions. Licensees may not be able to change, share, sell, or reverse-engineer the software.
Responsive web design	Responsiveness uses CSS media queries to change styles based on the target device, such as display type, width, height, etc. Only one of these is necessary for the site to adapt to different screens.
Search engine results page (SERP)	The actual results returned to the user based on their search query.
Server-side	Scripts that run on a server, as opposed to a user's browser.
Sitemap	On a website, a page that links to every other page in the website and displays these links organised according to the information hierarchy. While this is often physically available on a website (HTML sitemap), it should also be created as an XML file and included within the Robots.txt.
Universal resource locator (URL)	A web address that is unique to every page on the internet.
Usability	A measure of how easy a system is to use. Sites with excellent usability fare far better than those that are difficult to use.
Web application framework	Software used to help create dynamic web properties more quickly. This is done through access to libraries of code for specific language/s and other automated or simplified processes that don't need to be coded from scratch.

W3C standards	A common approach to development that focuses on accessibility and standardisation, overseen by the World Wide Web Consortium (W3C).
Web server	A computer or program that delivers web content to be viewed on the internet.

7.3 WEB DESIGN

Web design is the process of creating all the visual aspects of the interface. This covers the layout, colour scheme, images, logos, type, design elements (such as buttons and links), and anything else that you can see.

The web is a visual medium, so design is an important part of creating assets that are both engaging and effective. Designers need to keep in mind the technical aspects of design while prioritising the human factor. Digital properties shouldn't only look beautiful. They need to create a good experience for the visitor and meet business objectives, such as increasing sales, creating brand ambassadors, and encouraging sign-ups, and encouraging sign-ups that ultimately result in conversions.

7.3.1 Visual identity and designing for persuasion

The visual interface, or the design of a website, is what users see and interact with. It's the visual representation of all the hard work that goes into developing a website. It's what the site will be judged by first, and is the initial step in creating a delightful user experience. The interface matters. A lot.

There is a close relationship between UX and UI. Ideally the UI designer will use the documents created by the UX designer and add the visual skin, but often the designer has to manage both UX design and visual design.

Design is not just about aesthetics, although looks are very important. Design is about the visual clues we give users so that they know what to do next. It assures web visitors of our credibility and turns them into customers.

The visual designer plays a key role in defining good interface design, which involves many things closely linked to UX. Here are a few basic considerations:

- **Navigation:** The signage of the site, indicating to users where they are and where they can go.
- **Layout:** How content is structured and displayed.
- **Headers:** The element with a fixed position at the top of every page; this usually includes all primary navigation items that need to be presented on every page, such as main menu, login and search.
- **Footers:** The usually consistent bottom part of the page.
- **Credibility:** The professionalism implied by a well-designed site that tells users that you are who you say you are.

Visual identity

The visual identity answers the question, “How do users know it’s us?” Certain design elements should be carried through on all web assets created for a brand, as well as print and traditional communication media. Often, the visual identity guidelines for the web are codified into a digital style guide document to ensure consistency across different agencies, designers, and teams. This document can include guidelines for creating all manner of web assets, including banners, social media content, and website design elements.

The logo is the most prominent way to reinforce your brand identity on the website. The logo is part of a brand’s corporate identity (CI).

The primary font is typically used for prominent headings on the site, while body copy is often set in a standard web font that closely matches the primary font.

Menu and button style, as well as icons, are also part of a site’s visual identity. Even when a user is viewing a small part of a site or page, it should look as if it belongs to the site as whole.



Figure 7.1 An example of a brand’s visual identity

7.3.2 Design theory

Design can be a pretty precise science and there is a lot of research on what makes for effective design. A lot is also common sense and practice based on accepted web standards.

NOTE

Design theory is discussed in **Chapter 6: User experience design.**

7.3.3 Collecting and collating design assets

Elements, such as your logo and brand colours, represent your brand and form part of your brand expression. The latest versions of these brand assets need to be available to the designer or marketing agency designing your website.

Getting the right brand assets to designers in a good quality format that they can easily access will save time and avoid expensive mistakes.

Here is a list of brand assets that a designer requires to start working on a site. The quality, format (or file type), and file size are all important considerations:

- **Brand guidelines or style guide:** These are presented in Adobe Reader (PDF) format.
- **Logo and other key brand elements:** These are generated in Illustrator format (ai) or Photoshop format (psd). Best practice is to have your logo designed using vector graphics. If your logo or other brand assets are created in this format, they can be enlarged without losing quality. If you do not have a vector version of your logo available, then you should make sure that your image is at least 1 000 pixels wide.
- **Image libraries:** Photographs and images can be hosted online, where the designer can access them with a login. They can also be sent via Cloud file sharing services. Make sure the images are of sufficient quality. It is best practice to provide images that are 300dpi. Although all images on the web are displayed at 72dpi, a higher quality image will give your designer room to optimise and resize and crop or cut images where needed. It may be necessary to consider different images for mobile vs. desktop, because the viewpoint on mobile is so much smaller. You may need to consider using much fewer images for mobile or even none at all.

NOTE

The brand guidelines or style guide would be created in Illustrator, PS, or Sketch, but saved for the client as a PDF.

If you don't own the image and its copyright, it is illegal to use the image on your site without permission from the owner. If you require these images, they can be purchased from stock libraries online, such as iStock or Shutterstock. Avoid using images from Google Image Search on your pages.

- **Fonts folder:** You will need to provide both Apple Mac and PC versions of the fonts that are listed in your Style Guide. Many designers work on Macs, which use different font versions from those read by PCs.
- **Brand colours:** They need to be given to digital designers in RGB format. RGB stands for red, green, and blue and is the standard for colours online.
- Any **existing creative assets** that have been created for your brand over time, such as:
 - Print designs
 - TV ads.

- **Website copy:** This should be made available before the final design is required. This prevents delays caused by designers waiting for material. This applies to any additional assets your designer may need that can be downloaded or sent, such as your price guides or product descriptions.

Fonts

Copy conveys your brand message to your client or customer and should be easy to read and search-engine friendly. The CI is expressed through fonts, also known as typefaces.

Typographic layout can draw attention to the content users should see first. Indicate which pieces of information take precedence. Importance can be signified by text size, colour, weight, capitalisation, and italics. Placement also contributes to how important text appears.

Some fonts are common to all computer users. These fonts are known as web safe fonts. Anyone accessing websites that use these fonts will be able to view them as the designer intended, and search engines will be able to search these websites easily.

NOTE

Some web safe fonts are: Times New Roman, Arial, Helvetica, Courier New, and Lucida Console. See the full list here: www.w3schools.com/cssref/css_websafe_fonts.asp.



Figure 7.2 Examples of web safe fonts

To drive impact, designers typically prefer not to be limited to using only web safe fonts, and brand guidelines in most instances don't take web safe fonts into account. This means that fonts must be embedded by a developer using tools, such as Typekit, or loaded dynamically from tools, such as Google Fonts.

NOTE

You can also use Google Fonts as an alternative, which are more stylish than standard fonts and still viewable by most people. The developer will need to implement these. See www.google.com/fonts.

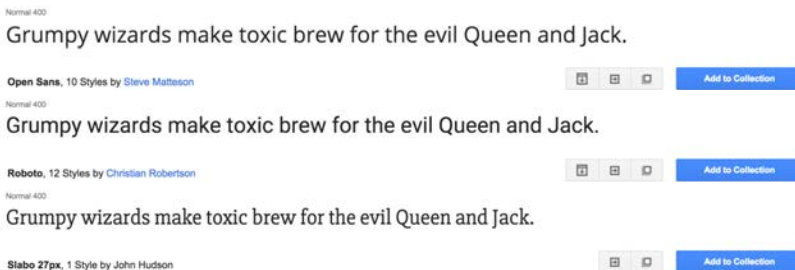


Figure 7.3 Examples of Google Fonts

7.4 WEB DEVELOPMENT

Web development is the process of taking finished web designs and transforming them into fully functioning, interactive websites. Development is what gives life and movement to static designs and enables users to access the website through their web browsers. This is done by translating the designs into web coding languages that can be interpreted and displayed by browsers.

Learning to code your own website is beyond the scope of this textbook and requires years of practice and some considerable technical know-how. But we can teach you to understand the aspects that go into creating a website, the process that should be followed, and how to help in making key choices about your website.

7.4.1 Assessing your development needs

It is important to identify what your development needs are, as these fundamentally impact the options that are most appropriate to your site's development. Will you use a CMS? Will you need complex content management? Is it for ecommerce, or is it simply a brochure site? For instance, if you're building a small brochure site, you don't need someone to come up with a bespoke development solution.

Content management

The majority of websites today are built using a content management system, or CMS. A web CMS is a software application that assists in managing your digital assets and any form of content for your website. It needs to facilitate the creating, collecting, managing, and publishing of any material for your site.

Managing a website is collaborative and involves various people, in various roles – creators, editors, publishers, administrators and even visitors to your site – working on your site. A CMS provides tools to allow users with little knowledge of web programming languages or markup languages to create and manage website content. A CMS enables a business to manage and update their own website without needing a web developer (Johnston, 2015).

Ideally, the CMS becomes a set of automated processes that facilitate the functioning, updating, and management of your site. Using a CMS means it is cheaper and easier to update, manage, and create new content as web developers are not required for each change. A CMS also allows for the content of websites to be updated from any location in the world by means of signing in to the system.

eCommerce

eCommerce, or electronic commerce, refers to any trading of products or services on the internet. eCommerce sites are necessary

NOTE

You will learn more about this in
Chapter 8: eCommerce.

across a range of businesses, from consumer-based retail, through auction, music, and video subscription sites, to intercorporate trading.

Brochure site

A brochure site is a static site. It provides content that does not need to be updated regularly, and there is very little interaction with the visitor. It is essentially a brochure of a company's offering, providing relevant information and contact details to prospective customers. The site does not 'do' anything. The user cannot interact with it in any way; they are unable to place orders, make payments, or engage with the website.

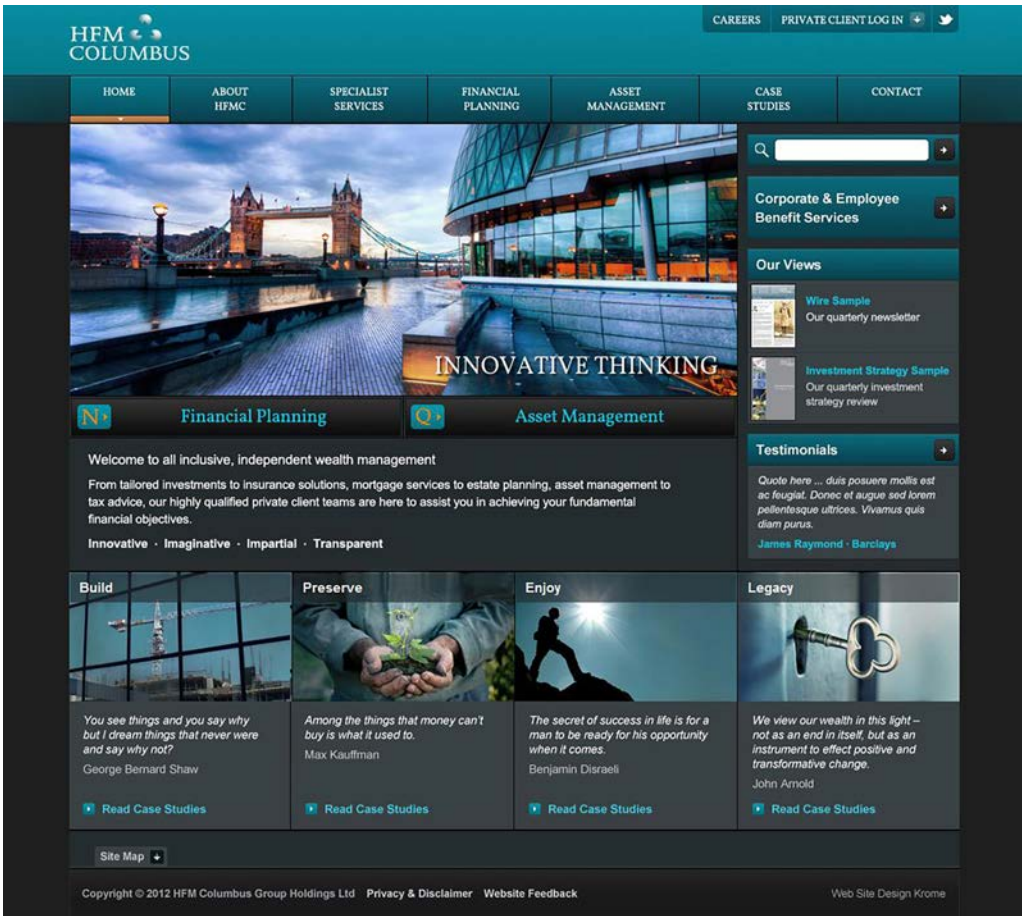


Figure 7.4 Static brochure site

Brochure sites are a means of getting your business an online presence quickly and relatively cheaply, and if it meets all your business requirements, then such a simple site may be sufficient. Consider the limitations of a brochure site before making a choice, as they can be difficult or impossible to build on later.

7.4.2 Development options

When selecting how to proceed with your website development, you have a few options at your disposal. The choice between an off-the-shelf solution and bespoke development comes down to how flexible the off-the-shelf solution is. If too much customisation is required, or it does not support the business's requirements, it may be better and cheaper to develop a bespoke solution.

Off-the-shelf solution

The CMS you choose can be pre-built by an external company or developer. This can be bought like any other software on the market. While this option may provide fewer custom features, it's potentially a more cost-effective option than a bespoke CMS. It is certainly quicker if little customisation is required.

Bespoke development

This involves a CMS that is built specifically for a certain website. This option is highly tailored and customised to your website, and can be more expensive than other options. It is possibly less future proof, as finding alternative agencies to support custom-built code is challenging.

Table 7.2 Advantages and disadvantages of off-the-shelf and bespoke development

Off-the-shelf		Bespoke	
Advantages	Disadvantages	Advantages	Disadvantages
Cheaper	Overly complex with large sections you will never use	Created specifically for the business' needs	More expensive
Sophisticated software due to a wide range of resources input for development	Compromise of features	Tailored and unique	Requires experienced developers to maintain
Easy to find support and literature widely available	Long time to learn and in-house training required	Customised to interface with software you already use	Less future proof as tied to specific agency to maintain
Easy to share files as software widely used and available	Workflow may have to change to meet software design	More intuitive to your business' way of working	Large investment of time for development, testing

No company time needed for specs and testing	Features you need may not be available	More flexible, can be modified and changed as required	Takes much longer to implement
Available sooner	Individual requests to overall developers will not carry weight	Receive better support	Difficult to get support if developer does not provide it
	Long time to have things fixed if through the corporation that developed the software	Provide significant business advantage	Difficult to choose appropriate developer that will provide reliable and stable software
	Difficult to gain competitor advantage	Option to sell application to others (if you own rights)	

Open source vs. proprietary

There are many open source, pre-built CMS options available, some of which are free. Open source means that anyone can see the code that the CMS is built with, anyone can manipulate or improve it and share with everyone else using the CMS. Proprietary, however, refers to code that is protected by copyright. This copyright is held by the developer or the purchaser of the intellectual property (IP). An open-source CMS can be more rudimentary than paid options, but it is easy to tailor to your needs, and there is often a community that can create the solutions you are looking for.

Some widely used open-source CMS solutions include:

- WordPress wordpress.com
- Drupal drupal.com
- Blogger blogger.com
- Joomla joomla.org
- Square Space squarespace.com.

NOTE Since there are so many different CMS platforms out there, read this article that outlines what you should look for in a good CMS: www.wpbeginner.com/showcase/best-cms-platforms-compared/.

NOTE It is wise to indicate whether code is under the protection of copyright. The universal symbol for copyright is ©.

A great CMS platform should have tools for you to easily export your data and move it elsewhere. Remember that no CMS platform comes with all the features you need; extensions and add-ons will fix that problem. You can think of them as your apps for your CMS platform.

Table 7.3 Open source versus proprietary solutions

Proprietary		Open source	
Advantages	Disadvantages	Advantages	Disadvantages
Predictability	Less current, so large investments in legacy systems	Customisation	Upfront cost can be high if you want highly customised product
Plenty of options	Licensing fees	Flexibility	Less 'Out of the box' features and features you need may be expensive to create
Robust and filled with features	Supported only by the company that sells it or its agents	Supported by an online community and not a company	Less predictable support which only happens as needed and not regularly
Relatively cost effective to implement	Lack of customisation	Existing frameworks to work from	Less predictable
	Lack of flexibility	New technology helps to stay up to date with bugs and fixes	
		You own the customised versions	

A CMS should be selected with the goals and functions of the website in mind. A CMS needs to be able to scale along with the website and business that it supports, and not the other way around. Many content management systems have become famous for certain needs.

Examples include:

- **WordPress:** An open-source publishing platform popular with bloggers, and a content management system, known for its simplicity and modifiability. Websites may host their own blogging communities, controlling and moderating content from a single dashboard.
- **Drupal:** Suitable for more complex community and multichannel publishing.
- **Magento:** An ecommerce website platform owned by Adobe that specialises in ecommerce websites.

7.4.3 Development frameworks

The back-end of a website refers to the server-side layer. This layer is hidden from the user's view. The interaction between the user and the back-end is handled via a presentation layer known as the front-end or client-side layer. A website is a marriage between these layers (Ferguson, 2016).

Back-end/server-side languages and frameworks

Server-side languages are the hidden web coding languages that determine how your website works and communicates with the web server and your computer.

When choosing a server-side language, you need to consider:

Cost: The cost varies depending on the language you choose for your web development project; as some are more intricate than others, the developer may charge more. The language chosen may therefore directly influence the salary of the developer. If information is processed where your website is housed, as opposed to on the client's computer, it increases the costs. Some languages also require ongoing website management and maintenance, which is an additional cost to consider.

Scalability: When planning a project where scalability is a factor, consider whether there are developers readily available to write in this language. Also find out if there are supporting libraries and frameworks available that may suit possible changes to your project.

Some of the most common and popular server-side languages include PHP, Java, Ruby, .NET, and Python. Ask your web developer to advise you on the best language for your specific project (Ferguson, 2016). Some common back-end frameworks are Laravel, CodeIgniter, Symfony, cakePHP, and Zend.



Figure 7.5 Logos for some popular back-end developing languages

Front-end/client-side development languages and frameworks

Web users have come to expect rich, interactive experiences online, and interactive website interfaces are a part of that. Front-end languages, or client-side languages, are languages that are interpreted and executed in users' browsers rather than on the web server.

NOTE

There are many free resources online that teach you how to code. One is Codecademy: www.codecademy.com.

These experiences range from simple animations through to highly responsive interfaces that require input from the user. There are several technologies available to create such experiences, each with its own opportunities and challenges.

As with server-side languages, you need to consider a few properties of the front-end language you want to use. Bear in mind that server-side languages and front-end languages are often used together, as all web projects require front-end languages for development.

Cost: Front-end language development costs are comparatively lower than back-end costs, although rich interface developers often demand premium rates.

Features: HTML, CSS, and JavaScript open-source languages are often used together and are compatible with most hardware and software. Content developed in these is also more search engine friendly. Today, Flash is rarely used despite its interactive multimedia capabilities. In many cases, richer experiences can be achieved with HTML, CSS, and JavaScript. Your most important consideration should always be what your end users will be able to view.

Scalability: Depending on the capabilities of the device executing the language, certain features may not be available, or certain code may run too slowly to create a good user experience. The development of front-end code needs to take all the considered devices into account.

Browser and OS support: With front-end languages, you have to cater for browser and operating system support. A website will look different on each browser and operating system, and this needs to be factored in. If a feature cannot be displayed under certain conditions, workarounds have to be implemented. A rule of thumb in web development is that a website must work on Safari.

Open-source or proprietary software: Any developer can create add-ons for or improve on open-source software, while proprietary software is owned and its use is restricted. It can be cheaper to develop in an open-source front-end language such as HTML. However, as HTML is needed to host all web pages, combinations of open source and proprietary software are sometimes used. This is however, in most cases and for the languages we cover, not a major consideration.

There are several front-end language options to choose from, although the most popular by far is HTML coupled with CSS and JavaScript.

HTML5

HTML is the language for creating websites, and HTML5 is the fifth iteration of the language. It is also the name for a range of technologies that enable modern web browsing features. It's a specification published by the web standards body, W3C, describing what features are available and how to use them. HTML5 is different from proprietary web software, such as Adobe Flash, in that the specification is the result of contributions from many organisations and can be implemented by anyone without having to pay for royalties or licensing fees. You do, however, pay for the development tools provided by the companies.



Figure 7.6 The HTML5 , JavaScript, and CSS logos

HTML5 simplifies many common tasks when building a web page, such as including multimedia content, validating forms, caching information, and capturing user input data, such as date and time.

HTML5 allows browsers to play multimedia content without the use of Flash or a similar plug-in. There is also a technology called Canvas, which allows developers to create rich, interactive experiences without the constraints that came with previous versions of HTML. For example, a 3D animated video can now be played, something that used to require the use of Flash or Silverlight.

The goal is a website that just works, without the need for particular browsers or plug-ins to enable certain functionality. Having a standardised way of implementing common features means that the web is open and accessible to all, regardless of competency.

CSS

CSS stands for Cascading Style Sheets and is a style sheet language used to instruct the browser how to render the HTML code. For example, the plain text on a web page is included in the HTML code, and CSS defines how it will appear. CSS can set many properties including the size, colour, and spacing around the text, as well as the placement of images and other design-related items. CSS pre-processors, such as LESS, SASS, and Stylus are also available to make CSS more easily maintainable and scalable. They allow for more functional CSS compilation. The latest standard of CSS is CSS3. It is backwards compatible with all versions of CSS, and provides many more useful features, such as text effects, 2D/3D transformations, and animations (w3schools, n.d.).

JavaScript

This is the most common client-side language used to create rich, dynamic web properties. Because it is an open-source language, many developers have added functionality that can be more quickly implemented. For example, there are over 1 000 different gallery systems created by JavaScript developers for JavaScript developers.

Frameworks

Frameworks are packages that are made up of a structure of files and folders of standardised code (HTML, CSS, and JavaScript, for example) which can be used as the basis for developing websites. Essentially, frameworks are templates to provide the common structure for websites so that developers don't need to start from scratch each time. Frameworks save a lot of time and money.

Some examples include `vue.js`, `backbone.js`, `angularJS`, `emberJS`, `react.js`, and the popular jQuery libraries. Bootstrap has long been the most popular CSS framework, and bulma is also increasing in popularity.

7.4.4 Development best practice

There are multiple ways to design and develop for the web, but it is a good idea to learn from the best in the industry and to follow some best practice guidelines to achieve the best results.

Meta and title tag customisation

The CMS you have either selected or created should allow you to enter your own meta tags for each page, as well as allow full customisation of title tags for each page. It is important to note that Google does not use keyword meta tags for ranking anymore (Lincoln, 2015).

URLs

Instead of using dynamic parameters, the CMS should allow for clean URLs by using server-side rewriting. Clean URLs consist only of the path to a webpage without extra code. A clean URL could look like this: example.com/cats, while an unclean URL could look like this: example.com/index.php?page=cats. It should allow for the creation of URLs that are:

- Static
- Rewritable
- Keyword rich.

Be careful when building clean, descriptive, and dynamic URLs from CMS content. Should you use a news headline, for example, 'Storm', as part of your URL and someone changes the heading to 'Tornado', this will alter the URL and the search engines will index this as a new page, but with the same content as the URL which had the old heading. Bear this in mind before adding dynamic parameters to your URLs.

Customisable navigation

A good CMS will allow for flexibility when creating the information architecture for a website. For the purposes of adding additional content for search engines, a CMS should not require that all content pages be linked to from the homepage navigation. Responsive considerations also need to be in place for mobile devices.

The CMS needs to have good support for managing SEO considerations, such as URL rewriting and avoiding duplicate content issues.

Customisable image naming and alt tags for images: A good CMS will allow you to create custom alt tags and title attributes.

robots.txt management: robot.txt files are .txt files that restrict search engines from indexing certain pages of information. Ensure that you are able to customise the robots.txt to your needs, or that this can at least be managed using the meta tags.

Finally, using a CMS that **supports standards compliant HTML and CSS** is very important, as without it, inconsistencies may be rendered across various browsers. It also ensures faster loading time and reduced bandwidth, makes markup easier to maintain, supports SEO efforts, and ensures that every visitor to a website, no matter what browser they are using, will be able to see everything on the site.

7.4.5 Developing for multiple screens

Accessing the internet has changed drastically over the last few years. Desktop is no longer the only or even primary means of accessing the web. Mobile internet usage surpassed desktop in 2014 and continues to grow year on year, while desktop usage is declining (Chaffey, 2016).

Because of this, it's important for all brands to be accessible on mobile devices. As you learnt in **Chapter 6: User experience design**, mobile devices can fall into a range of categories, and not all mobile devices have the same features and screen size. This means that websites need to be designed to be accessible and are optimised for a variety of screen sizes and devices.

Developing for a variety of screens and mobile requires an understanding of the opportunities and challenges presented by mobile technology. Challenges include the obvious, such as a smaller screen and navigation limitations, different operating systems, as well as more complex issues, like file formats and bandwidth restrictions.

Mobile devices

A mobile device is a small device with computer-like functionality. It allows for an internet connection and various features such as Bluetooth, NFC, wifi, and GPS. These include

NOTE

In 2021, the number of mobile users worldwide stood at 7.1 billion, and likely to rise to 7.26 billion in 2022. In May 2022 the number of smartphone users globally was 6.6 billion, which is 83.72% of the world's population (Statista, 2021).

smartphones and PDAs (MDN, 2016). Remember, mobile goes beyond just the mobile phone. Also consider tablets, game consoles, netbooks, wearables, and a range of other web-enabled devices.

The constraints with developing for a range of devices

Due to the size constraints of mobile device screens, various considerations must be taken into account to allow your website to render correctly.

Fluid CSS layouts will allow the site to manipulate its contents based on screen size. Additionally, CSS media queries can use target styles for a specific screen width, height, and pixel density.

Working with a touchscreen means that no hover effects will work. Adequate space must be allowed around inputs due to the touch-area of some users' fingers being larger than a mouse cursor.

NOTE

A great online JPEG/PNG compression tool is tinypng.com. Simply upload your images and let them compress it for you (MDN, 2016).

Images must be optimised for mobile screens and bandwidth restrictions.

Development approaches

Here are some development approaches that you may want to consider:

Specialised mobile development

Mobile devices allow users to access information about your brand on the move. Because mobile penetration is so heavy and many users worldwide will access the internet first and primarily through mobile (Chaffey, 2016), every website needs to be designed with the mobile device in mind. Mobile website interfaces demand a simpler approach and a consideration of screen size and input method. A specific design for various mobile screen sizes in the form of an adaptive design may be an option. However, Google prefers responsive to adaptive sites, so creating an adaptive site may not be in your business's best interest, in terms of SEO.

A native mobile app is software designed to help users perform particular tasks. Examples include a tool for checking the weather, a fuel calculator, or an airlines app to check-in or to track flight progress.

Mobile apps can be sold or made available for free. Many developers create apps to derive an income, while free apps that offer users value are often sponsored by brands or advertising. An app can be an excellent tool for connecting with your customer.

The key difference between native applications and mobile-optimised websites is that native applications are designed for particular handsets and operating systems and have to be downloaded to the mobile device. Mobile-optimised websites can be accessed using any internet-enabled mobile device. That said, mobile apps can allow for more integration with the device and hence a better user experience, depending on the complexity of the functionality.

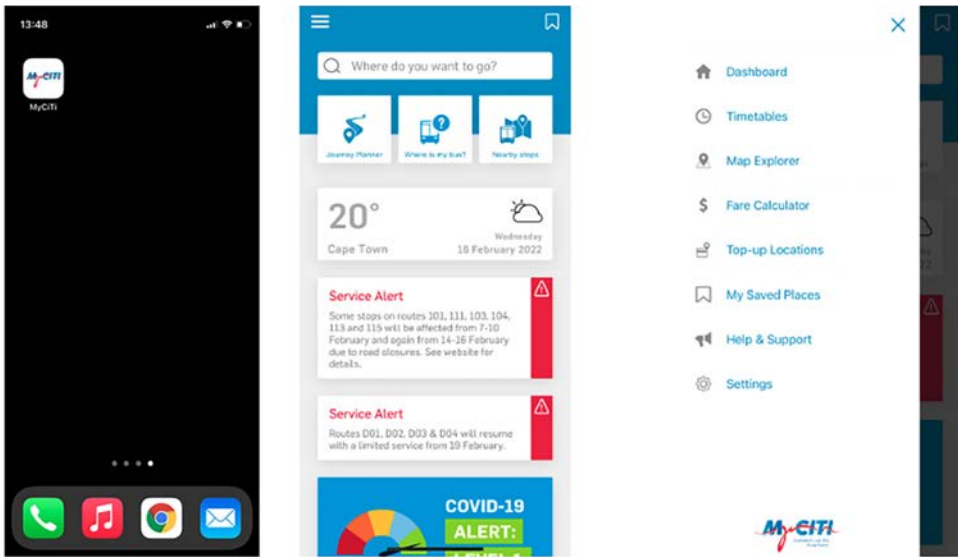


Figure 7.7 An example of a branded app from the iTunes App Store

It is a good idea to focus on mobile-optimised sites when targeting a broader group and building an application when wanting to reach a niche or targeted audience.

NOTE Read more about mobile optimisation in **Chapter 16: Direct marketing: Email and mobile.**

Some brands still create a separate mobile site just for their mobile users, but this is falling out of fashion as internet access via mobile increases. Google recommends responsive sites as best practice.

A responsive site

A responsive website is a website that changes its layout depending on the device it is displayed on so it looks one way on a desktop computer, but then adapts to the smaller screen size and layout on a tablet or mobile phone. In this way, a single development project can cater for multiple device form factors.

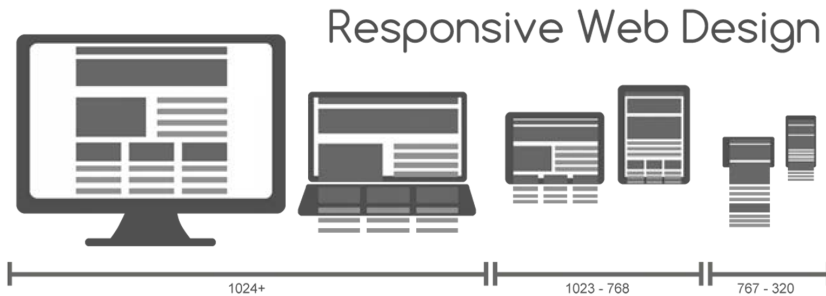


Figure 7.8 Responsive web design across a range of devices

A responsive website is not the same as an adaptive website. A responsive site uses the browser's screen space to determine how to reflow the original design content that was probably optimised for desktop, while an adaptive site provides a specifically tailored design for the device you are using. Designing an adaptive site requires multiple fixed layout sizes, usually the six most common screen widths. The relevant one is deployed depending on the screen size of the device.

Many users prefer responsive design as it provides familiarity, uniformity, and seamlessness, which are important considerations in user experience (Soegaard, 2021). Responsive design should be mobile friendly. This helps to maintain usability when reflowed for a mobile device's screen.

Adaptive designs are more labour intensive and more expensive. As an approach, it's being used less and less. Although industry professionals often prefer adaptive sites, industry preference won't translate into higher listings on SERPs, while Google's ranking methodology favours responsive design.

Creating a responsive website means you only need to build one website for the full range of devices, from desktop to mobile. This can be a technically challenging exercise and will require a lot of planning upfront to make sure that the site displays correctly on each device.

NOTE

Try visiting roxik.com/cat/ and resize your browser to see the cat change shape based on the screen width. This is a great illustrative example of a fluid responsive layout.

Here is a table that compares the relative strengths and weaknesses of each option. There's no right or wrong answer on which one to pick. Choose the option that best suits your brand, target audience, and digital objectives.

Table 7.4 Strengths and weaknesses of responsive and adaptive sites

	Strengths	Weaknesses
Mobile-specific adaptive sites	<ul style="list-style-type: none"> • Design best suited to screen size • More aesthetically pleasing and provide better UX • Fully optimised for mobile 	<ul style="list-style-type: none"> • Google prefers responsive sites • Need at least 6 different specific screen-size designs • Expensive • Labour intensive
Native app	<ul style="list-style-type: none"> • Versatile and creative tools can be created • Interactive and fun • Can create real added value through innovative approaches • Not possible via a web browser 	<ul style="list-style-type: none"> • Doesn't work on feature phones • Different versions needed for different phone makes and models • Entirely different and complex development process

<p>Native app (cont)</p>	<ul style="list-style-type: none"> • Ideal for frequently repeated or routine tasks • Promote brand loyalty • Enables access to core phone functions, such as GPS, camera, etc. • Could generate income as a 'paid application' • Performance benefit in some cases 	<ul style="list-style-type: none"> • User needs to choose to download them • Users without additional phone storage may not have enough space to install the app • All apps must go through formal app stores and need to be approved in some instances • Changes need to be released through version updates
<p>Responsive site</p>	<ul style="list-style-type: none"> • Device is an 'agnostic' solution • One consistent site accessible across many devices • One data set to work from • Future-proof option that will work on most devices • Preferred by Google and scores highly in algorithms for SEO • Users prefer the uniformity and consistency from responsive sites used across devices 	<ul style="list-style-type: none"> • Could be complex to develop • Site needs a lowest common denominator approach to cater for all devices • May not work correctly on all sizes and shapes of devices • No agreed standard way to develop responsive sites

Designing for multiple screen sizes

Designing a site that will display consistently across multiple devices and screen sizes is difficult, but understanding and sticking to web standards will bring you closer to this goal.

Design your site so that the information your users want is not only on display, but also easy to get to. The limited screen space is valuable, so you can't necessarily have the full site navigation on every page. Well thought-out information architecture is essential ensuring that you make the most logical use of navigation in line with what your site visitors need.

Standards

There are few standards currently in place to ensure your design will be optimised across multiple screens. It is still not entirely possible to create content including images, text, and beyond that can be correctly formatted on most mobile devices, or at least legible on phones where formatting is flawed. There is a certain amount of trial and error involved in designing a site optimised across a variety of devices. However, the process is certainly worth it. There are 4.7 billion unique mobile subscribers, and the majority of these are accessing the mobile web (GSMA Intelligence, 2016).

Web standards are managed by the W3C. The standards were created to promote consensus, fairness, public accountability, and quality. Complying with web standards means the site uses valid code and adheres to stipulations from the W3C. Read more about web standards at www.w3.org/standards/about.html.

Mobile handset emulators allow you to see how your work-in-progress website will be formatted, depending on which device you are emulating. It has been suggested that nothing can replace testing on actual mobile devices, so if you are doing the testing, recruit contacts with different handsets to show you the difference in display.

Some emulators are:

- BrowserStack: browserstack.com
- TestiPhone: testiphone.com
- Mobile phone emulator for Samsung, iPhone, and other: mobilephoneemulator.com
- Safari on the iPhone can be tested with IOS simulator.

Responsive design

Responsive websites are designed for a range of screen widths. When deciding whether to create a responsive site or adapt desktop sites, consider your customer first:

NOTE

Read more about responsive web design here: colorwhistle.com/a-guide-to-responsive-website-design/.

- How much of your website traffic comes from specific mobile devices? If this is a large percentage, consider building a responsive site designed for optimal viewing on mobile screen sizes.
- Do your desktop users have the same goals as your mobile users? Here you need to keep in mind your CTAs and drop-down menus. Ensure they can be accessed correctly by the relevant device.
- What is your budget and how quickly do you need your website to be built? Responsive websites take a while to build and can be expensive. You could save money long term by going this route, but there is a sizeable upfront investment.
- Do you have an existing site, and can it be converted into a responsive website, or will it need to be rebuilt? (Du Plessis, 2012).

Responsive design comes with a fair bit of terminology, but you should be familiar with three key concepts, namely flexible grids, media queries, and flexible images:

NOTE

Before you continue reading, check out this video on creating simple flexible grids in CSS using flexbox: www.youtube.com/watch?v=sYASH-3iGNQ.

Flexible grid

Typical websites are designed as large, centred, fixed-width blocks. With responsive design, the page elements, such as the heading, the text or copy, the main image, and other blocks of information are arranged in a grid of columns that have predefined spacing. Each element relates proportionally to the other elements. This allows elements to rearrange or resize in relation to each other whether the screen is tiny or huge and the screen quality is high or low. Although this system allows for flexibility, an extremely narrow screen can cause the design to break down. In this case, we can make use of media queries.



Figure 7.9 Flexible grid used in responsive design

Media queries

Media queries are bits of code that allow websites to ask devices for information about themselves. The website style that will suit the device best is then selected from a list of styles defined in a CSS. Media queries ask for information about the device's browser window size, orientation (landscape or portrait), and screen display quality.

Flexible images

Images are designed to move and scale with the flexible grid. An important consideration is how fast the website loads. High-quality images are therefore made available for larger screens, and lower-resolution images are made available for smaller screens. Parts of images can also be displayed for smaller screens to maintain image quality. Images can even be hidden completely. Image optimisation is done in CSS, which queries the screen height, width, and pixel ratio of the device and then adjusts the images accordingly (MDN, 2016).

NOTE

Is responsive design right for your company or client? See how some companies tackled this question here: www.zdnet.com/does-your-companys-website-need-responsive-design-7000021417.

For more information about responsive websites watch *Methods for mobile (Responsive vs. Adaptive)* from Brian Wood Training: www.youtube.com/watch?v=IgojC1D3QpU.

7.5 THE WEB DEVELOPMENT PROCESS

This section discusses the process of building a website from the client's perspective.

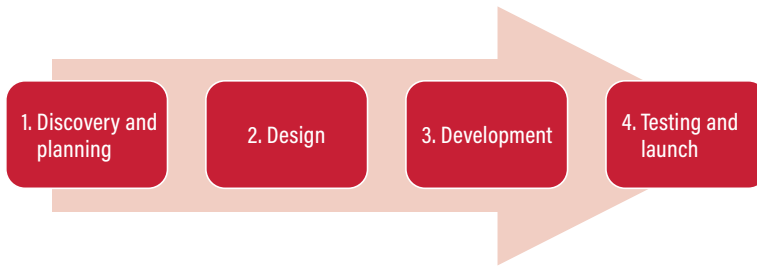


Figure 7.10 The web development process

Step 1: Discovery and planning

Planning a website starts with research focusing on your market, your users, your competitors, and your business. If you already have a website, you can use existing web analytics data to understand how well you are meeting your users' needs. It's also worth running some user labs to watch how users interact with your existing site.

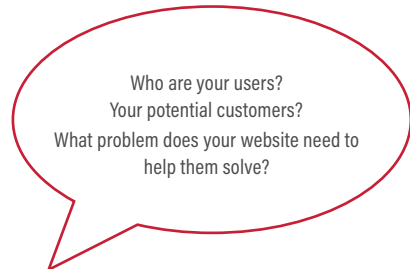
NOTE

Have a look at **Chapter 3: Market research** for a detailed discussion of this.



Business questions

Should it, for example, generate leads for you to follow up?
Is it an ecommerce store?



Questions about users

Should it, for example, collate travel information in one place, such as www.tripit.com?

Figure 7.11 Key questions to be asked when building a website

This research helps you plan your website strategically, ensuring that it is aligned with both user needs and business objectives.

NOTE

Read more on users in **Chapter 6: User experience design**.

In research and planning, you should also reach an understanding of what tasks or actions users need to do on your website. These are usually in line with your business objectives. Some tasks a user may need to do include checking the availability of a hotel, signing up to a newsletter, or printing information.

Before any web design project starts, decide what browsers, operating system, and devices you will develop for. For browsers, you usually use the latest, plus one before. For devices, iOS and Android are quite different, so if you are optimising for both, it can be quite expensive. Technology moves so fast; you can hardly keep up with all the latest OS and devices.

Choosing a domain name

Domain names are important. They are part of the URL of a website. A domain name looks something like this: www.mycompany.com.

A lot more information can be included in this. Domain names can carry the following information: subdomain.domain.tld/directory

- **Domain:** The registered domain name of the website
- **Subdomain:** A domain that is part of a larger domain
- **TLD:** The top level domain, uppermost in the hierarchy of domain names
- **Directory:** A folder to organise content.

The TLD can indicate the country in which a domain is registered and can also give information about the nature of the domain:

.com: The most common TLD

co.za, .co.uk, .com.au: These TLDs give country information

.org: Used by non-profit organisations

.gov: Used by governments

.ac: Used by academic institutions.

Domain names must be registered, and, in most cases, there is a fee for doing so. Many hosting providers will register domain names on your behalf, but you can also do it yourself. Domain names should be easy to remember, and, if possible, include important search keywords for your business. For example, if you were building a website for your restaurant named Omega, www.omegarestaurant.com could be a better choice than www.omega.com as it contains the important keyword 'restaurant'.

UX and content strategy

You also need to gather, analyse, and map out what content is needed on the website. This content is then structured in a process called

NOTE

Review **Chapter 6: User experience design**.

information architecture. A sitemap should reflect the hierarchy of content on the website and the navigation (how users make their way through a website).




Figure 7.12 A sketched wireframe of what the webpages will look like and how they will link to one another

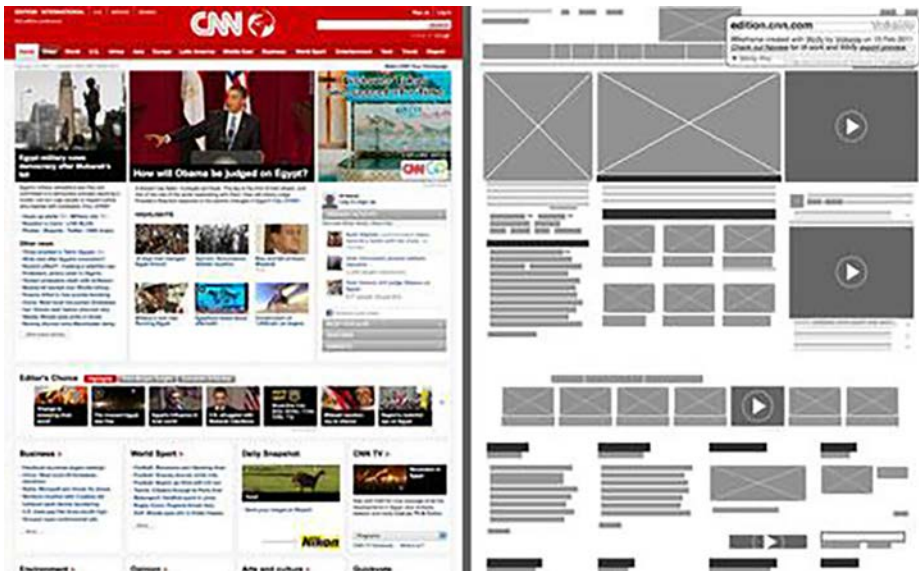


Figure 7.13 An example of a wireframe against what the final website looks like

At the same time, consider what content you want to include on your site. Will it be a relatively static site that doesn't change often, or will you need an editable CMS to regularly add and update content, such as blog posts, images, and products?

NOTE

See this link (designmodo.com/wireframing-prototyping-mockuping/) for a good explanation about the differences between wireframing, prototyping, and mocking up.

Should the website be large enough to require it, a functional specification document should be created, using all the information compiled so far. This document should detail the development requirements for the website and can be used to communicate any specific design constraints.

NOTE

Have a look at the discussion on choosing a static versus a CMS website earlier in this chapter.

It's now time to move on from planning to building.

Search engine visibility

Search engine traffic is vital to a website; without it, the chances are that the site will never fulfil its marketing functions. It is essential that the search engines can see the entire publicly visible website, index it fully, and consider its relevance for its chosen keywords.

Search engine optimisation (SEO) has its own chapter in this textbook (Chapter 5), but here are the key considerations for web development and design.

In web development, the copy that is shown on the web page needs to be kept separate from the code that tells the browser how to display the web page. This means that the search engine spider will be able to discern easily what content is to be read and therefore scanned by the spider, and what text is an instruction to the browser. Cascading Style Sheets (CSS) can take care of that.

If the search engine cannot see the text on the page, it means that it cannot crawl and index that page.

Step 2: Design

Design usually happens before development. According to the steps explained earlier in this chapter, the designer will transform the wireframes and basic planning materials into beautifully designed layouts. These are static images that show how the website will look once it's coded.

Step 3: Development

The development phase usually kicks in once the design is finished. Developers will sometimes start their involvement as early as the wireframe stage by creating low-fidelity prototypes to support the user-testing process. Normally, the developer uses the design templates to code the actual website, using the front-end language that you have chosen. Server-side development and CMS considerations may also be part of this phase.

Step 4: Testing and launch

Once you have planned an amazing site, designed it beautifully, built it skilfully, and filled it with fantastic copy, it's time to test it and then take it live!

Testing is an important part of website development and design, and it should take place throughout the process of planning, designing, and building, leaving just final quality assurance (QA) testing before the site goes live. Test subjects should be real potential users of the website, not just members of the development team. The site needs to be tested in all common browsers and devices to make sure that it looks and works as it should across all of them. All links should be tested to make sure that they work correctly, and it's always a good idea to get a final check of all of the copy before it goes live.

Tools such as W3C's HTML validator, validator.w3.org should be used to validate your HTML. See more about testing in **Section 7.7 Quality assurance**.

Make sure your web analytics tracking tags are in place, after which it will be time to take your site live. Now, you need to move on to driving traffic to your newly launched site. That is where all the **Creating** tactics in this textbook come in handy.

NOTE

Read more about this in **Chapter 20: Tracking and analysis**.

7.6 DEVELOPMENT METHODOLOGIES

There are different approaches to building a website. The one described in this chapter (**Section 7.5 The web development process**) is the waterfall process, where one step follows the other. This is in contrast with other methods, such as the agile methodology, which involves faster iteration and greater collaboration, but doesn't afford clients as much control and upfront clarity on the deliverables and timelines.

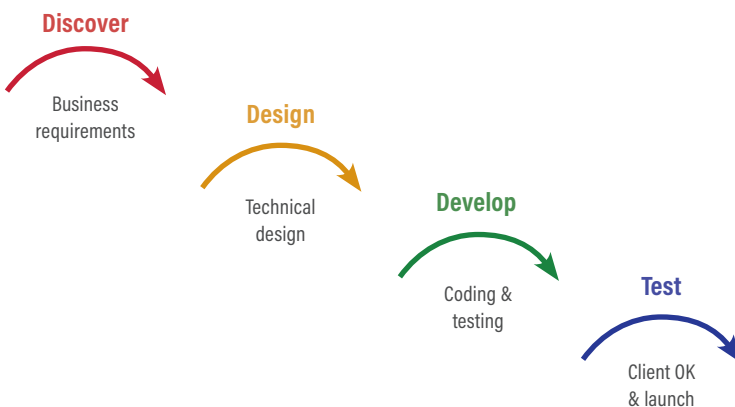


Figure 7.14 The waterfall method

The Agile method is a series of sprints, and involves working through iterative, incremental cycles. Agile methodology is more collaborative, less rigid and requires incremental investments. It often results in being able to release the final product to the market faster. The collaborative approach means that instead of handing over the project to the next person in the chain, you work together catching any issues and working on each iteration as you move through each process. The Agile method often involves scrum methodology and requires (or at least tries for) each sprint to produce something that has an increment of product functionality (Joel, 2015).

NOTE Read more about scrum methodology here: www.scrumalliance.org/why-scrum.

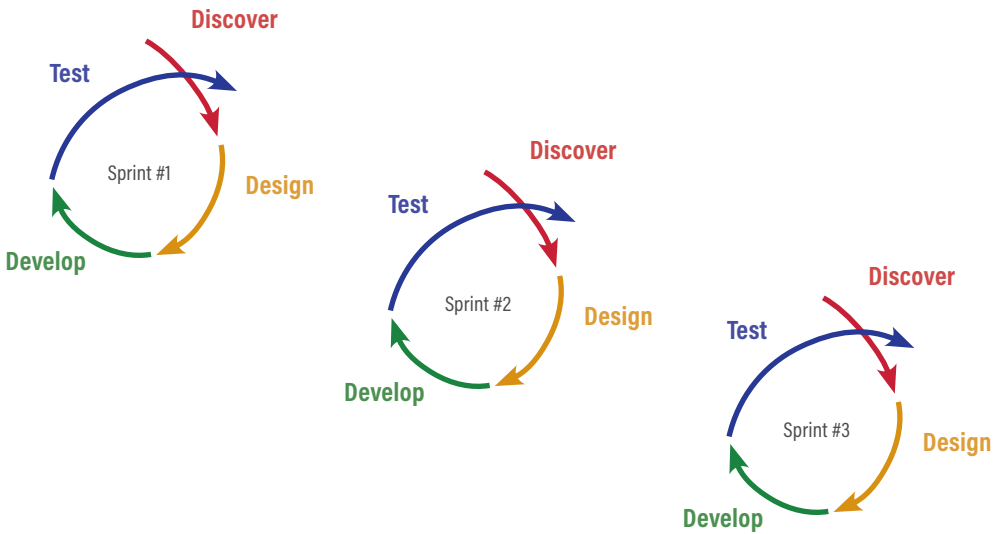


Figure 7.15 The Agile method

Careful consideration of the specific project, the goals, and ultimately, the client's needs, will decide which of these methods is appropriate for a specific project. The method chosen should be the one that will best fit the required project goals.

7.7 QUALITY ASSURANCE

The software development cycle has one final step before the website goes live: quality assurance. This is often referred to as QA. It is a crucial step to ensure that website delivery is of the highest standard and that the client expectation is in line with the agreed Statement of Work. This step is independent of the design and development phases and involves various end-user test cases. Test cases ensure that the graphical user interface (GUI) promotes a great user experience (UX). QA involves two steps: functional and user-interface testing (Thompson, 2015).

NOTE Be sure to factor in enough time to do QA at various points in the development process. This will prevent a bottleneck of issues at the end of the line.

7.7.1 Functional testing

This involves testing the features of a website to ensure that they are working correctly. Functional testing should be done early in the development cycle as it speeds up development, increases quality, and reduces the risk of errors towards the end of the project. Testing can take place either manually by a tester or be completely automated using an application (AppPerfect, 2016).

7.7.2 User interface testing

This is the process of testing whether users can engage with the site as envisioned during development. It also includes testing all features, such as screens with controls, menus, dropdowns, buttons, icons, toolbars, dialogue boxes, forms, and all other user interface features on the site.

User interface testing is crucial as it is the users' experience of the site that will determine if they will or will not use the site or application in the future. If an interface is not intuitive and is difficult to understand, users are unlikely to use that product again. Testing is essential.

NOTE

You can read more about GUI testing at www.guru99.com/gui-testing.html.

The following should be checked during GUI testing:

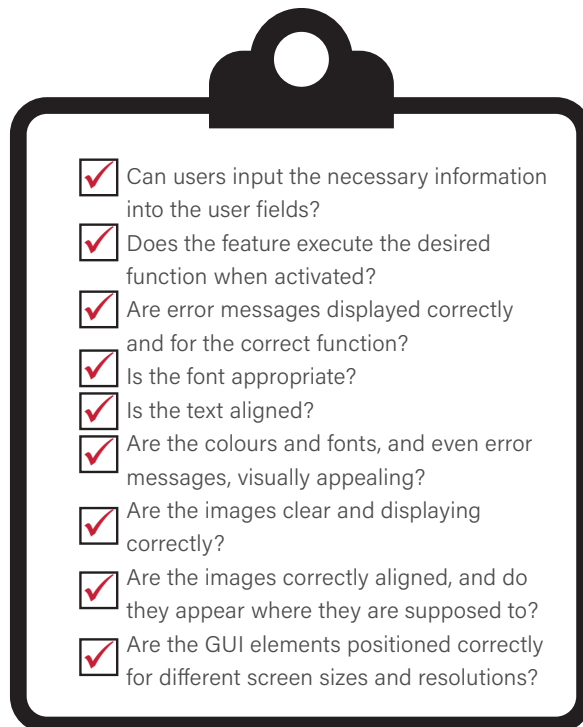


Figure 7.16 QA checklist

7.7.3 Cross browser and device testing

With the myriad of browsers and devices available, developers need to ensure that their websites render acceptably across all of them. Perfection is extremely difficult as each browser and device renders a website slightly differently. To ensure compatibility, developers write cross-browser code. If a feature is not supported, a fallback must be in place to ensure that it degrades gracefully.

If you are deploying your site across a range of devices, each version needs to be checked. And if the site is designed to be responsive, check the GUI across a range of devices to test the responsiveness of the design and that all the elements work across the various devices and possible views.

Test websites on different browsers and operating systems, for example Google Chrome on IOS and Google Chrome on Android devices. Various tools are available to assist in this process, one being BrowserStack (browserstack.com). BrowserStack allows you to test various operating systems and devices from within your browser (MDN, 2016).

7.8 CASE STUDY: OFFSPRING

Offspring is a UK-based shoe retailer.



One-line summary

Offspring, a UK-based sneaker store, wanted to increase mobile conversion and mobile revenue, and to achieve this, they moved to a responsive design website.

The problem

Offspring had no mobile website, and mobile users were having a poor user experience when accessing the site on their devices. This caused poor conversion rates and low revenue for mobile.

Mobile users are the largest growing online market and Offspring witnessed a consistent increase in mobile traffic to their website. Their current site was not mobile friendly and was not providing a good user experience. This was also impacting their SEO score. Offspring knew they needed ensure that mobile users had a good user experience to improve conversions, revenue, and SEO.

The solution

Offspring considered a mobile-friendly site, but decided to opt for a fully responsive site to provide an optimised viewing experience irrespective of the device used to access the site. Offspring wanted to ensure that tablet users were also catered for in the design.

In addition the brand wanted to ensure that they provided existing customers with a familiar look and feel so that they could still easily access and navigate the site.

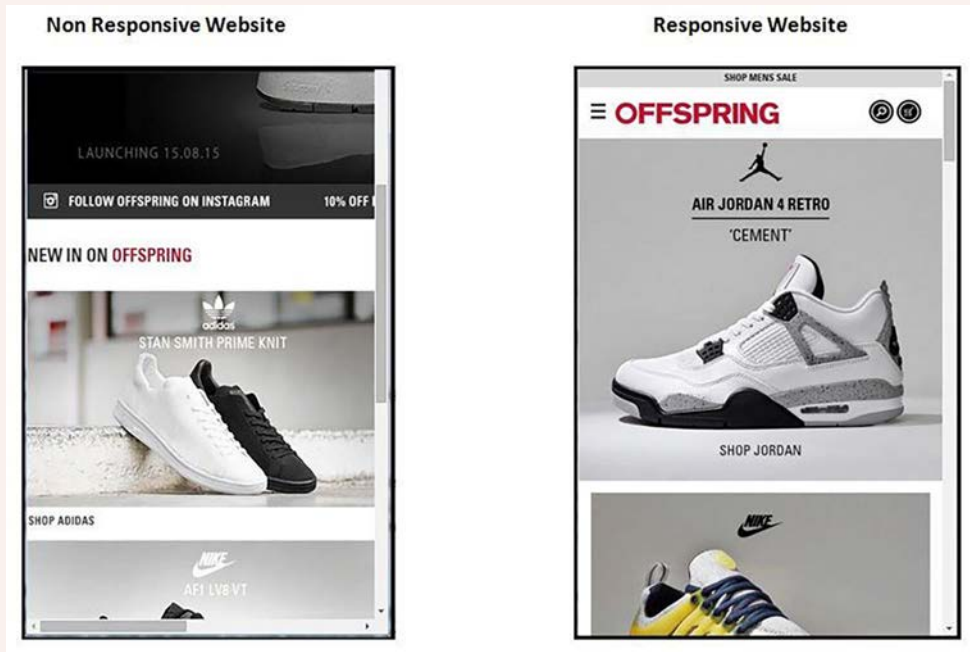


Figure 7.17 Offspring's responsive vs. non responsive site

Certain key design features were included to improve user experience. A new 'sticky' header was included that followed users down the page as they scrolled, providing easy navigation without having to scroll back to the top each time.

Other design features included:

- A new product listing page that was three columns wide on a desktop that could automatically scale down to two or one depending on the size of any different device used.
- New image view and selection process was included on the product detail pages.
- A 'Don't forget' section was included on the basket page so that users could automatically add items to their respective carts.
- An improved checkout process was created with new delivery options.

The intuitive navigation process was crucial to ensuring that users on any device would be able to find the information they needed – quickly and easily.

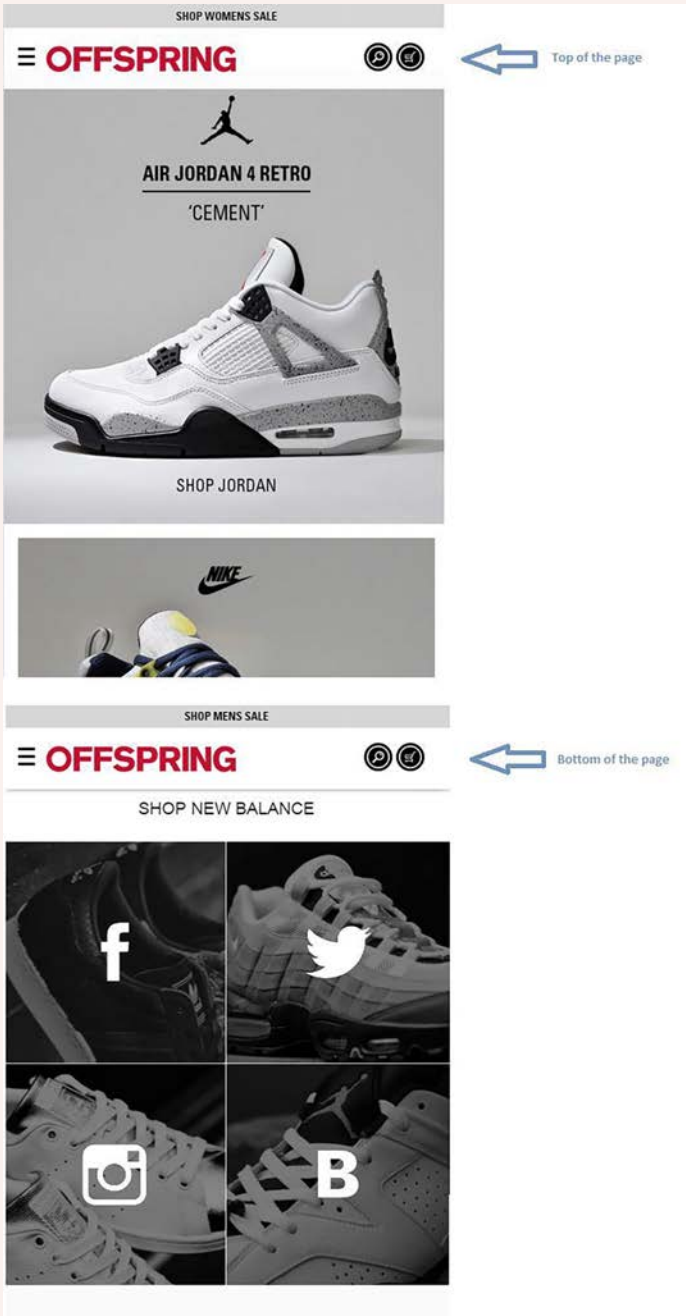


Figure 7.18 Mobile friendly elements of Offspring's new responsive design

A new search bar was included with predictive search. This allowed users to search for their product more quickly.

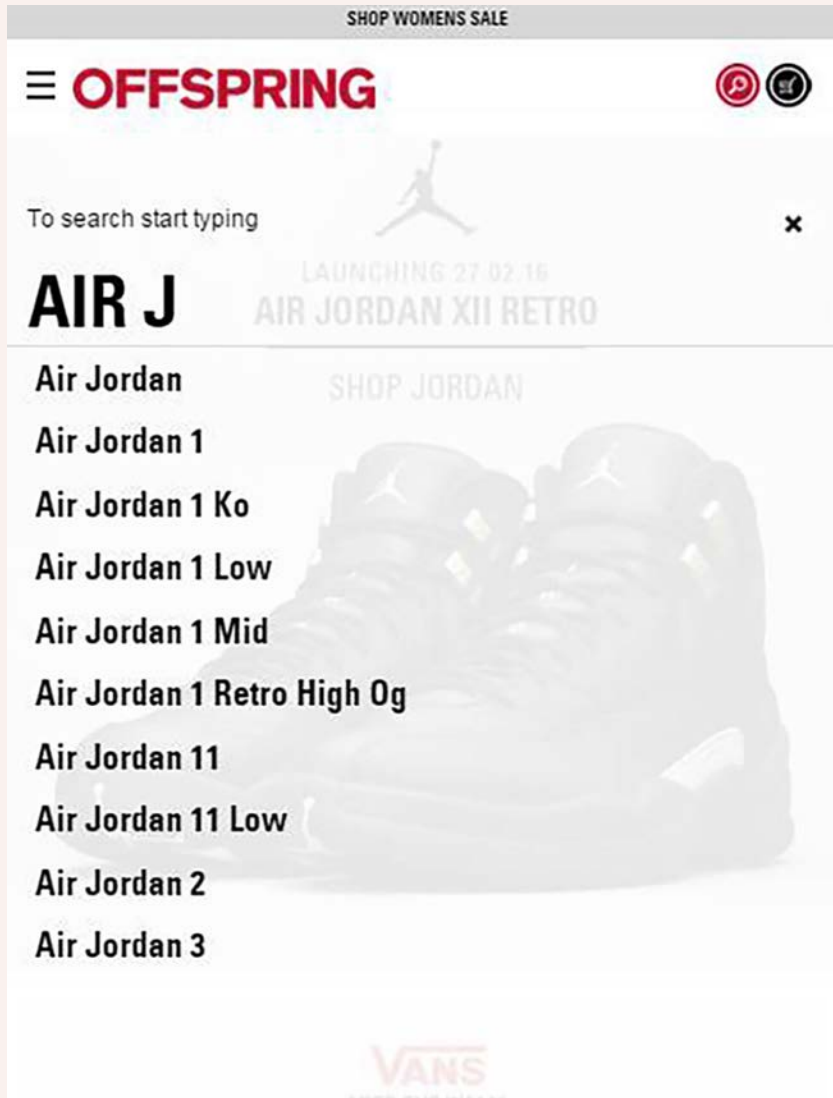


Figure 7.19 Search bar with predictive search on new responsive site

The results

Users spent more time on the site, which led to an increase in conversions and sales. The SEO visibility of the site showed dramatic improvement after moving over to the responsive site mainly due to the mobile site usability score on Google rocketing from 60/100 to 100/100. This saw organic traffic to the site increasing by over 25%.



Figure 7.20 Offspring's growing SEO visibility score

Revenue increased as well, with:

- A 15.19% increase in mobile/tablet conversion rate
- A 102.58% uplift in mobile/tablet revenue year on year
- A 20.35% increase in the ecommerce conversion rate from tablet users alone.

7.9 CASE STUDY QUESTIONS

1. When deciding on which type of site to choose, why did Offspring opt for a responsive site?
2. Which two elements of the responsive design were most important in optimising the user experience across a variety of devices?
3. Would you have made the same design decisions? Are there any further considerations you would have designed for?

7.10 THE BIGGER PICTURE

Web development and design can be seen as the thread that holds digital marketing together. After all, websites are the first thing we think of when talking about the internet.

With the crucial role that search engines play in the way people explore the internet, web development and design go hand in hand with SEO. Online advertising campaigns, social media channels, email marketing newsletters, and even affiliate programs lead people to click

through to your website and sometimes to a customised landing page. That's web design jumping into the mix again.

Setting up analytics correctly on your website is also essential to managing and monitoring your marketing success.

Successful website development and design is all about the right preparation, and the resulting website usually forms the foundation of any digital marketing to follow. Make sure you understand your users' needs, and that you're building on a strong base.

7.11 SUMMARY

Successful websites come from strong planning with a focus on user needs. Websites should be built to be accessible and usable, search engine optimised, and shareable.

Key considerations include:

- Designing your website according to best practices, following the process of developing a website from start to finish.
- Developing a strong, stable, and usable website.
- Creating a suitable mobile web experience for your users.
- Enhancing user experience through design and guiding a visitor seamlessly through a website, as opposed to distracting visitors from their goals.
- Ensuring consistency in visual messaging across all properties.
- Supporting a wide range of web browsers and mobile devices.

7.12 CHAPTER QUESTIONS

1. What are some key design elements you would ensure were included when designing a website?
2. Why is it so important to realistically assess the needs of your site before development?
3. What do you think are the biggest challenges for optimising your design across multiple devices?
4. What, to you, is the most important step in web development?
5. What role does a website play in an overall digital marketing strategy?

7.13 FURTHER READING

alistapart.com – A website for people who make websites, A List Apart has regular articles from web designers and developers on building user-friendly, standards-compliant websites.

frontendfoc.us – A weekly newsletter filled with the latest must-know HTML5 tips and trends.

smashingmagazine.com – A website for web designers and developers.

7.14 REFERENCES

- AppPerfect, 2016. Web functional Testing. [Online]
Available at: www.appperfect.com/products/web-testing/functional-testing.html
[Accessed 11 May 2022]
- Bankmycell, 2022. HOW MANY SMARTPHONE USERS IN THE WORLD? [Online]
Available at: www.bankmycell.com/blog/how-many-phones-are-in-the-world
[Accessed 30 May 2022]
- Bohan, D., 2019. What Is a Content Management System and How Does It Work? [Online]
Available at: www.bloomreach.com/en/blog/2019/content-management-system
[Accessed 15 February 2022]
- Bradley, T., Creating simple flexible grids in CSS using flexbox. [Online video]
Available at: www.youtube.com/watch?v=sYASH-3iGNQ
[Accessed 30 May 2022]
- Buyvoets, R., D. 2015. How color effects shopping habits. [Online]
Available at: medium.com/@rodgerdwightbuyvoets/how-color-affects-shopping-habits-36141daf4c49#p9cofoymc
[Accessed 11 May 2022]
- Chaffey, D., 2021. Mobile marketing statistics compilation 2021. [Online]
Available at: www.smartinsights.com/mobile-marketing/mobile-marketing-analytics/mobile-marketing-statistics/
[Accessed on 11 May 2022]
- Chopra, P., 2010. Lessons Learned from 21 Case Studies in Conversion Rate Optimization. [Online]
Available at: moz.com/blog/lessons-learned-from-21-case-studies-in-conversion-rate-optimization-10585
[Accessed 17 February 2022]
- Ferguson, N., 2021. What's the Difference Between Frontend and Backend Web Development? [Online]
Available at: blog.careerfoundry.com/web-development/whats-the-difference-between-frontend-and-backend
[Accessed 11 May 2022]
- Fisher, S., 2012, Create a website style guide. [Online]
Available at: www.creativebloq.com/design/create-website-style-guide-6123030
[Accessed 11 May 2022]
- GSMA Intelligence, 2016. [Online]
Available at: gsmaintelligence.com
[Accessed 11 May 2022]
- Hamilton, T., 2022. GUI Testing Tutorial: User Interface (UI) TestCases with Examples. [Online]
Available at: www.guru99.com/gui-testing.html
[Accessed on 11 May 2022]
- Joel, 2015. A Designer's Introduction to "Agile" Methodology. [Online]
Available at: webdesign.tutsplus.com/articles/a-designers-introduction-to-agile-methodology--cms-23349
[Accessed 11 May 2022]
- Johnston, M., 2011. CMS or WCM – Which is Which?
Available at: www.cmscritic.com/cms-or-wcm-which-is-which/
[Accessed 25 October 2016]
- KISSmetrics, 2010. How Do Colors Affect Purchases? [Online]
Available at: blog.kissmetrics.com/wp-content/uploads/2010/08/color-purchases-sm.png
[Accessed 11 May 2022]
- Lincoln, J.E., 2020. How to Optimize Google Meta Tags for SEO. [Online]
Available at: ignitevisibility.com/google-meta-tags-for-seo-what-does-google-actually-understand/
[Accessed 11 May 2022]

- Moz, 2016. Case Study: Here's How Moving to Responsive Design Website Helped Our Brand. [Online]
Available at: moz.com/ugc/case-study-heres-how-moving-to-responsive-design-website-helped-our-brand
[Accessed 15 February 2022]
- Mozilla Development Network (MDN), 2016. Mobile Web Development. [Online]
Available at: developer.mozilla.org/en-US/docs/Web/Guide/Mobile
[Accessed on 11 May 2022]
- Oamkumar, R., 2018. Advantages and Disadvantages of ASP.NET. [Online]
Available at: www.software-developer-india.com/advantages-and-disadvantages-of-asp-net/
[Accessed on 14 February 2022]
- O'Dea, S., 2021. In Statista. [Online]
Available at: www.statista.com/statistics/218984/number-of-global-mobile-users-since-2010/#:~:text=In%202021%2C%20the%20number%20of,projected%20to%20reach%207.49%20billion
[Accessed 22 May 2022]
- Oracle, n.d. Java. What is Java technology and why do I need it? [Online]
Available at: www.java.com/en/download/whatis_java.jsp
[Accessed 11 May 2022]
- Prestianni, T., 2020. Website Quality Assurance, Protect Your UX. [Online]
Available at: www.unleashed-technologies.com/blog/2015/04/30/what-quality-assurance-web
[Accessed 25 October 2016]
- Robbins, Z., 2015. Proprietary vs. Open Source Content Management System. [Online]
Available at: www.viget.com/articles/proprietary-vs.-open-source-content-management-systems
[Accessed 24 October 2016]
- SeekDotNet, 2011. 12 Advantages of ASP.NET. [Online]
Available at: www.seekdotnet.com/blog/asp-net/12-advantages-of-asp-net
[Accessed 11 May 2022]
- Sharp, E. 2014. Why A Brochure Website Doesn't Work Anymore. [Online]
Available at: www.protofuse.com/blog/why-brochure-website-doesnt-work-anymore/
[Accessed 11 May 2022]
- Soegaard, M., 2021. Adaptive vs. Responsive Design. [Online]
Available at: www.interaction-design.org/literature/article/adaptive-vs-responsive-design
[Accessed on 17 February 2022]
- Wikipedia, 2015. Typekit. [Online]
Available at: en.wikipedia.org/wiki/Adobe_Fonts
[Accessed 11 May 2022]
- wpbeginner, 2022. 15 Best and Most Popular CMS Platforms in 2022 (compared). [Online]
Available at: www.wpbeginner.com/showcase/best-cms-platforms-compared/
[Accessed 30 May 2022]

7.15 FIGURE ACKNOWLEDGEMENTS

Figure 7.1: Double Knot, brand identity, 2022

Figure 7.3: Stokes, 2013

Figure 7.4: Screenshot, HFM Columbus homepage, 2017 www.hfmcolumbus.com

Figure 7.5: Logos: Coffeescript, .NET, Java, Python, php, RAILS, Caml, AS

Figure 7.6: Logos: HTML, JavaScript, and CSS

Figure 7.7: MyCiTi app (available on iTunes App Store)

Figure 7.8: Interaction Design Foundation, 2017 www.interaction-design.org/literature/article/adaptive-vs-responsive-design

Figure 7.9: igentics, 2017

Figure 7.12: Onextrapixel, 2010

Figure 7.13: Wirify, 2022 www.wirify.com

Figure 7.14 and Figure 7.15: Adapted Evatotuts+, 2015 webdesign.tutsplus.com/articles/a-designers-introduction-to-agile-methodology--cms-23349, 2022

Figure 7.17 – 7.20: moz.com/blog/case-study-heres-how-moving-to-responsive-design-website-helped-our-brand, 2022

Logo Offspring: offspring.co.uk

08

eCOMMERCE

In this chapter you will learn:

- About the various types of ecommerce
- About ecommerce on specific channels like mobile and social
- About ecommerce across multiple channels
- How to set up an ecommerce site.

8.1 INTRODUCTION

While credit cards and online shopping are often associated with the term ecommerce, the field encapsulates all digital transactions. This includes the buying and selling of goods and services and the transfer of funds and data.

The explosive growth of ecommerce in recent years can be attributed to the ever increasing reach of the internet, the development of faster internet speeds, and the convenience afforded by ordering things online. Hunting and comparing prices from the comfort of your chair is often more enticing than going from store to store.

According to Statista, in 2021, ecommerce sales worldwide amounted to \$4.9 trillion dollars, and this is forecasted to increase to over \$7 trillion by 2025.

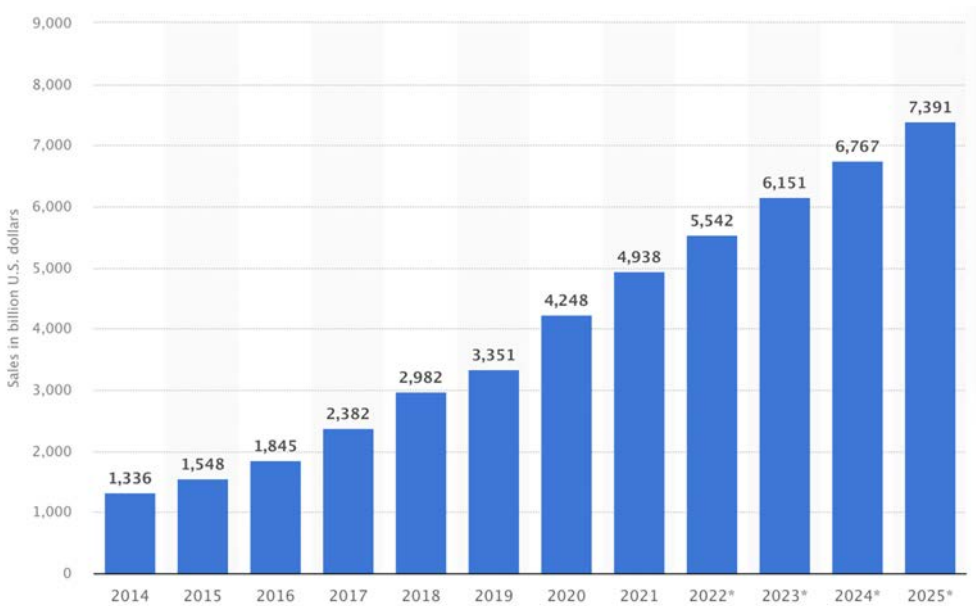


Figure 8.1 Retail ecommerce sales worldwide from 2014 to 2025

It has been estimated that COVID-19 accelerated the shift to ecommerce by five years. According to the PwC June 2021 Global Consumer Insights Pulse Survey, these trends appear to be sticking beyond the acute stage of the pandemic.

NOTE

Read PwC's June 2021 Global Consumer Insights Pulse Survey here: www.pwc.com/gx/en/consumer-markets/consumer-insights-survey/2021/gcis-june-2021.pdf. This report contains lots of important information pertaining to ecommerce, m-commerce, and s-commerce.

8.2 KEY TERMS AND CONCEPTS

Table 8.1

Term	Description
eCommerce	The buying and selling of products and services, including funds and data, electronically.
B2C	Business to consumer, where a business sells products or services directly to the consumer.
B2B	Business to business, where a business sells products or services to another business, such as the relationship between manufacturers and distributors or retailers.
C2C	Consumer to consumer, where consumers sell products directly to other consumers.
C2B	Consumer to business, where consumers sell products to business, such as freelance services.
Cross channel commerce	Strategic maximisation of customer relationships beyond the initial engagement channel.
m-Commerce	Mobile commerce, the use of wireless devices to conduct commercial transactions online.
Multi-channel commerce	An online purchase experience that involves multiple channels, such as social media, company website, user reviews, in-store, traditional media, and apps.
Omnichannel	Retailing strategy that delivers a seamless customer experience through all available shopping channels.
Payment gateway	eCommerce service that processes online payment for purchases through online stores.
Social commerce	Subset of ecommerce that involves social media and online media that supports social interaction, where user contributions assist in online trade of products.

8.3 TYPES OF ECOMMERCE

Electronic commerce, or ecommerce, is defined as the buying and selling of products and services, including funds and data, electronically. eCommerce can be divided into four main types, namely, business to consumer, business to business, consumer to consumer, and consumer to business.

8.3.1 Business to consumer (B2C)

The most common type of ecommerce is business to consumer (B2C), in which a business sells products or services directly to consumers over the internet. All retail sites are essentially B2C. The world's largest online retailer, [amazon.com](https://www.amazon.com), is a prime example.

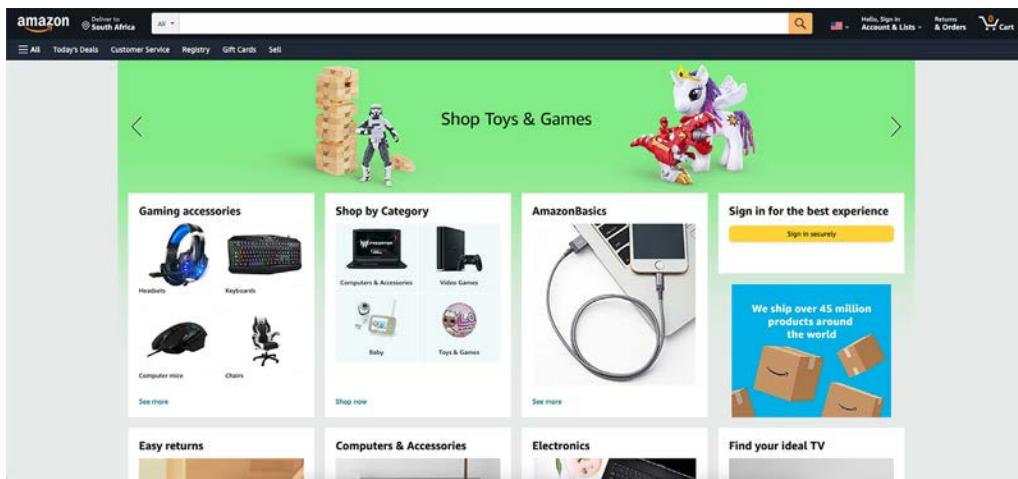


Figure 8.2 The Amazon homepage is an example of B2C ecommerce

The benefits of ecommerce include the ability for retailers to have a wide variety of products available without needing the physical retail space to hold and display items. The procurement and distribution processes are also streamlined as products are shipped directly to consumers, and not via distributors or retail outlets in between. The process has 'less overhead', and is more efficient in terms of time and money, reducing inventory management costs. Ultimately B2C is able to deliver products to customers at lower costs than in-store retail outlets.

8.3.2 Business to business (B2B)

Another type of ecommerce is business to business (B2B), which describes online transactions between businesses, such as between a manufacturer and a wholesaler or between a wholesaler and a retailer. It can also include business-related services, such as letting of commercial spaces, printing services, outsourced marketing, as well as hiring and selling of office equipment.

Like B2C, the same benefits of lowered inventory management costs and a more streamlined procurement and distribution process, make ecommerce an efficient and attractive model for companies selling to other businesses.

8.3.3 Consumer to consumer (C2C)

Consumer to consumer (C2C) ecommerce is where consumers sell products to other consumers. Generally, a C2C business provides the platform for various users to use it to interact with each other for mutual benefit. A recent large-scale C2C ecommerce example is Uber. The business simply provides a transactional platform where consumers offer other consumers a lifting service based on location and cost preference. eBay is another globally recognised C2C online business. Sellers can list their products on eBay, and interested buyers auction for listed products. Similar sites, such as Airbnb, Gumtree, and Craigslist are all C2C ecommerce platforms.

In C2C ecommerce, consumers either pay a fee to use the platform or the platform takes a percentage of all transactions processed through the site. If the platform is free to all consumers to buy and sell, then the site often generates its revenue through advertising.

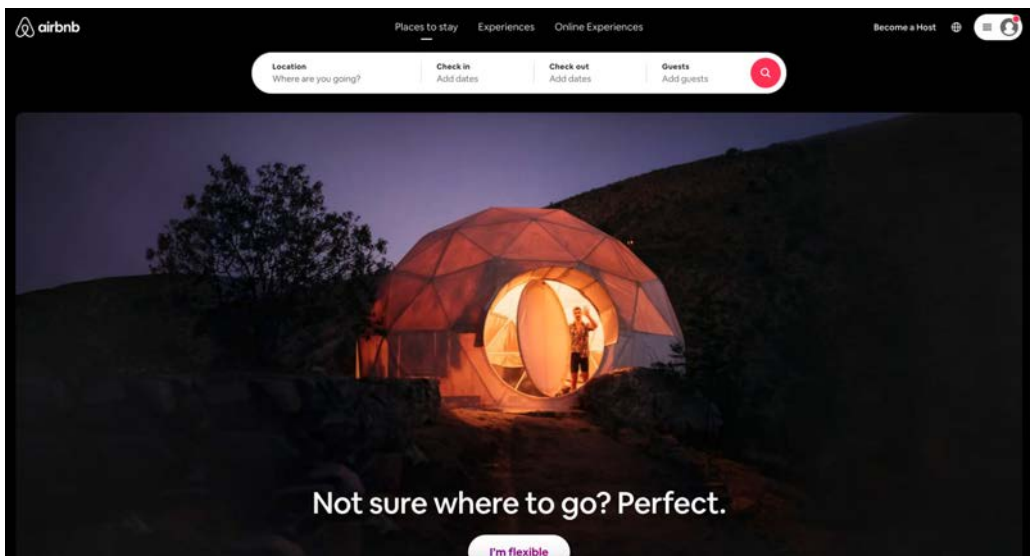


Figure 8.3 Airbnb is a platform that facilitates C2C services

8.3.4 Consumer to business (C2B)

Consumer to business (C2B) ecommerce involves consumers selling products or services to businesses; the business pays the consumer. Examples include guru.com, a freelancer hiring website, and websites that pay individuals for completing online surveys.

8.4 ECOMMERCE ON SPECIFIC CHANNELS

eCommerce refers to electronic business transactions across the entire internet. There are some specific channels on which ecommerce is gaining popularity, namely mobile and social commerce.

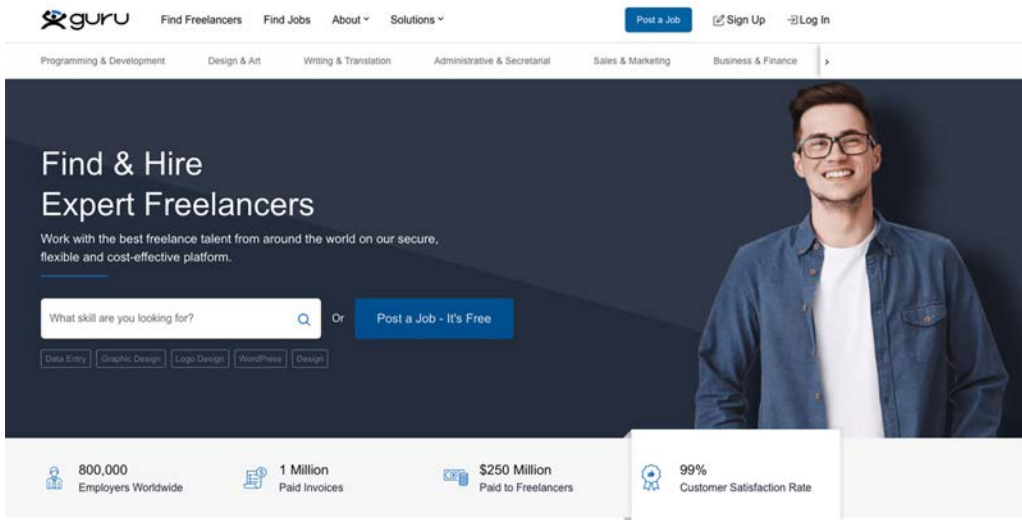


Figure 8.4 The guru.com homepage

With mobile becoming the channel of choice for accessing the web and with Facebook, along with other social media platforms, continuing to dominate the time users spend online, businesses need to ensure that they operate in these spaces if they want to continue to appeal to and retain their users.

In short, having ecommerce that operates across mobile and social is an online business necessity. Failure to move into these spaces means users may simply look for alternatives that facilitate ecommerce through these channels.

8.4.1 Mobile commerce (m-commerce)

Mobile commerce (m-commerce) is the use of wireless handheld devices such as cellular/mobile phones to conduct commercial transactions online. According to Statista, in 2021, more than 70% of global ecommerce was generated via m-commerce. This trend is driven by mobile-first economies, where there are emerging ecommerce markets. The importance of m-commerce is undeniable and should be included in every business' ecommerce strategy.

Consumers use mobile for a host of transactions (e.g., mobile money transfers, electronic ticketing and boarding passes, digital content purchases and delivery, mobile banking, contactless payments and in-app payments, location-based services, mobile marketing, and loyalty cards).

A December 2021 survey by PwC asked consumers how often they have bought products, such as clothes, books, and electronics, in-store vs. using their smartphones. They discovered that 41% of respondents shop via mobile or smartphone daily or weekly, compared to 12% in 2016.

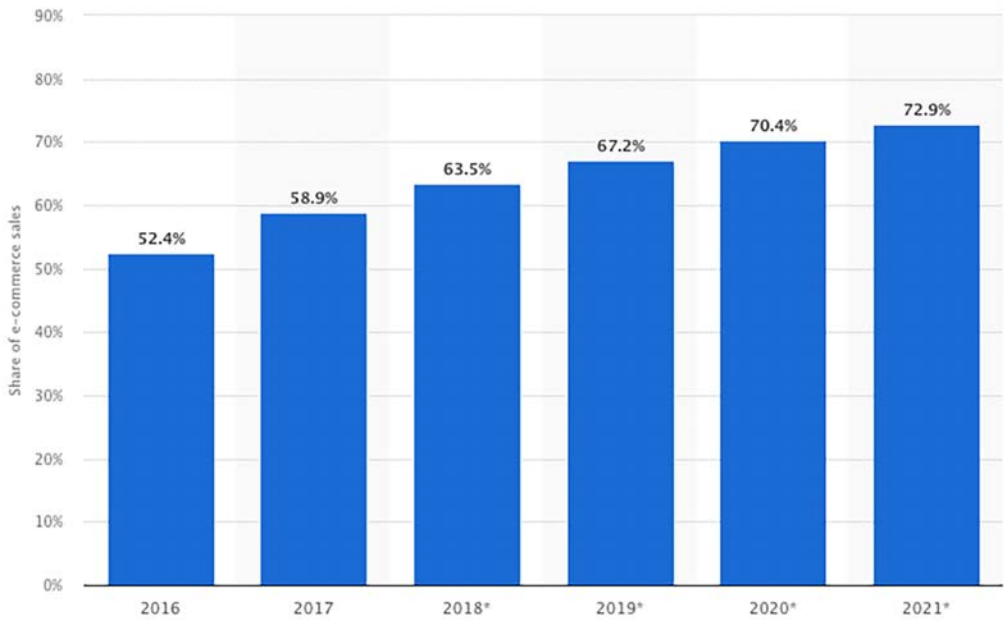


Figure 8.5 Global mobile retail commerce sales share 2016–2021

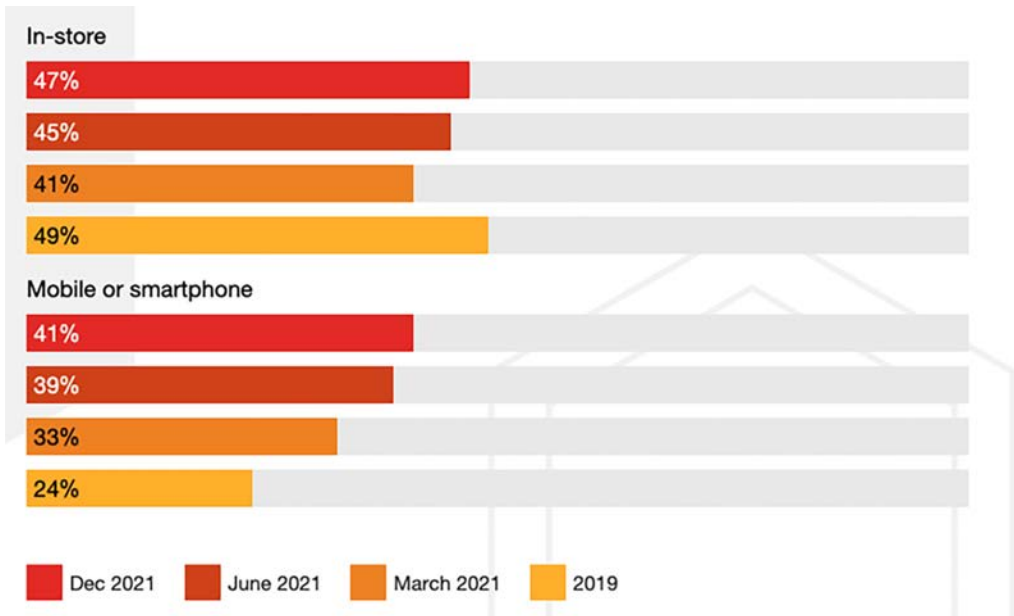


Figure 8.6 Results from a PwC survey show that 41% of respondents shop on their mobile or smartphones daily or weekly

Reasons for growth in m-commerce

M-commerce transactions continue to grow as a result of the following:

- The **number of global mobile users is steadily increasing** every year, resulting in an increased demand for mobile websites and applications.
- The **rapid adoption of ecommerce** means that evolving customers are looking for more options across more devices.
- **Improved technology** has given mobile devices advanced capabilities and faster internet access enabling m-commerce to be available on even the most affordable devices.
- **Broadband technology** and **lowering data costs** mean more consumers have access to m-commerce even on affordable devices and data plans.
- Mobile users are looking for **instant gratification** online; this includes their online shopping needs. An increase in m-commerce for fast food, fresh produce, and basic household items, such as toilet paper, nappies, bread, and eggs, have been driven by this need for customers to get what they need, when and where they want it.

Benefits of m-commerce

M-commerce has a range of benefits over traditional ecommerce. These include:

Access: Gaining access to the internet through mobile is easier and more affordable than desktop options. The falling costs of data and improved internet access on mobile mean more and more users have access to the internet via mobile than any other device.

Convenience: Mobile phones are always with us; being constantly connected enhances the benefits of anytime, anywhere use with no need to plug in to or log in to computers wherever they are situated. Mobile is an appropriate name as these devices are with us wherever we go, making it easy and convenient to transact online at any time convenient to the consumer.

Costs: Mobile devices are more affordable than computers and offer multiple uses reducing the need for an additional computer. Calls, messaging services, social media, and news content are just a few of the reasons consumers would prefer to use a single device, making mobile phones the obvious choice.

Ease of use: Mobile phones are relatively easy and simple to use, and there is no need for a particularly digitally skilled consumer. They allow consumers to make instant purchases with little technical skill.

Mobile payments: Security around online payments remains the biggest barrier to ecommerce. Mobile payments allow alternative options for transactions via mobile currencies, mobile wallets, and alternative mobile only payment methods. Such easy and secure payment options make mobile the preferred choice for many users.

Rich content: The advances in mobile processing power and cheaper data rates mean GIFs and videos can be easily used on mobile web and mobile applications (apps). Such rich media

allows brands to better demonstrate a product's key features, to share testimonials of happy consumers, and to showcase the use/look of the product or service.

Mobile web vs mobile applications for m-commerce

Google is the largest search engine used by mobile consumers globally, and thus access to m-commerce sites is mostly via Google search. Email marketing and social media are the next largest drivers to m-commerce platforms, also via mobile browsers. As a result, traffic and transactions on mobile browsers outperform traffic and transactions on apps.

NOTE

If you want to learn more about whether a mobile app or mobile website is better for your business go to Human Service Solutions at www.hsolutions.com/services/mobile-web-development/mobile-website-vs-apps.

However, this does not mean that mobile apps are not important. Just because most traffic is through mobile browsers, doesn't mean that your business cannot operate mainly through the app. Mobile applications should be considered, and, if applicable to your business, used in conjunction with mobile websites to enhance consumers' overall shopping experience. If most of your mobile traffic is through apps, then you will need to consider using the app as your primary m-commerce platform.

8.4.2 Social commerce (s-commerce)

Social commerce is a subset of ecommerce that involves social media (or other online media that supports social interaction) and user contributions, to assist users with the online buying and selling of products and services. S-commerce uses social networks to facilitate ecommerce transactions – it brings ecommerce functionality directly into social media platforms. Since users are increasingly spending their online time in these social media spaces, bringing ecommerce to where users are spending most of their time, makes good business sense.

NOTE

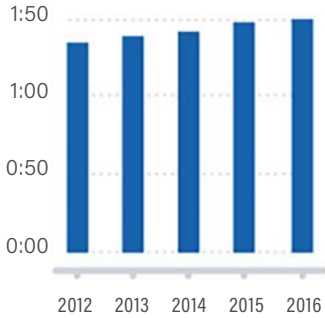
Survey your current customers to find out which social channels they prefer, as well as which sites and what type of content they like best. By determining where your customers hang out online, you can narrow your marketing efforts to the right channel that will help you reach your target customers without blowing your budget (Sherman, 2022).

When customers are satisfied with your business, social media makes it easy for them to share and recommend your brand. Because of this shareable nature, social media is a place where content goes viral. This is known as social influence. Social media channels play a very important role in driving conversions if you have happy customers. However, such channels can also cause brand degradation if a customer is unhappy. Companies with the worst ratings are often those who offer poor customer support.

Time spent social networking and messaging

Daily Average (Hours : Minutes)

Time spent on social networking



Social networking as a share of online time

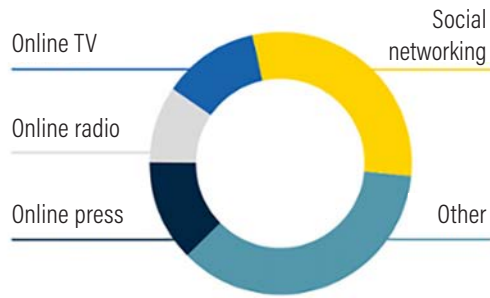


Figure 8.7 Social media captures 30% of online time

Social media enables conversations to spread at lightning speed. How you will harness these conversations to drive sales, needs to be considered as part of any ecommerce strategy. Enabling users to purchase the products and services that are being talked about and shared on social media, is the most effective way of using the platform to drive conversions. Various platforms now enable users to buy products directly and instantly through the platform. On Facebook, for instance, a ‘Shop now’ button is displayed, and on Pinterest users can buy highlighted items directly.

Benefits of s-commerce

Just like m-commerce, there are certain benefits that s-commerce has over traditional ecommerce. These include:

- Audience growth:** The latest figures show that there are expected to be 3.96 billion social media users worldwide in 2022. This is 1.1 billion more than the number of users in 2017. The annual growth rate over this period is 6.7%. However, this growth is expected to plateau and is forecast at 3.7% from 2023 to 2025 (Oberlo, 2022). One of the most important considerations for any ecommerce business is how to reach and sell to its target customer audience. From these statistics it is safe to say that a large proportion of any brand’s market is on social media.
- Higher search engine ranking:** Using social media for s-commerce increases traffic to your website which will influence your ranking on search engine results. Sharing links to products and content on your website through social media is an excellent way to drive

NOTE

To find out more about using Facebook for s-commerce go here: www.facebook.com/business/industries/retail-and-eCommerce and about Buyable Pins on Pinterest go here: revive.social/pinterest-buyable-pins/.

traffic using social media users. It also allows your audience to engage with a product, by liking or sharing it, and to reach an even larger audience.

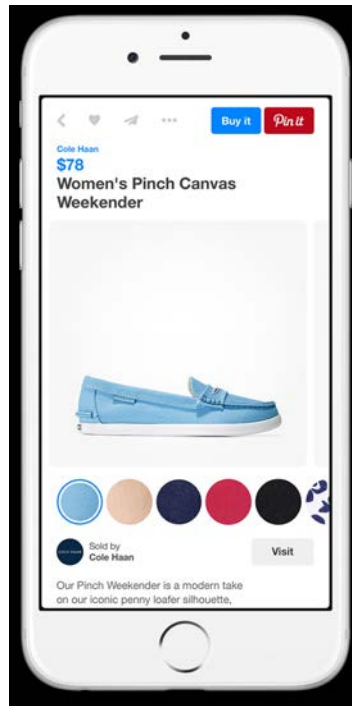


Figure 8.8 Buyable Pins on Pinterest

- **Authentic engagement and traffic:** The most significant benefit of using social media for s-commerce is the engagement and reach that businesses can get whenever they share content. By appearing in followers' updates or feeds on a regular basis, you're participating in a powerful branding opportunity. Users who have regular positive contact with a company are more likely to recommend that company.
- **Two-way communication:** Operating on social media encourages users to connect with a business through two-way communication. This allows customers to not only engage with your business on a commercial level, but also gives them the opportunity to use social media as an efficient customer service channel where it's possible to solve problems. Social media word-of-mouth (sharing/reposting) helps with audience building, as well as increased engagement and website traffic.
- **Customer loyalty:** S-commerce is not purely focused on selling but uses social platforms to help the business build relationships with potential and existing customers. Such relationships can deepen trust and loyalty between consumers and the brand. In turn, this creates happy, satisfied customers, likely to make repeat purchases, i.e. a loyal customer.

- **Analytics:** Social media platforms make it easy to track, measure, and evaluate conversions that happen through s-commerce. Facebook, Twitter, Instagram, Pinterest, and LinkedIn all offer built-in analytics tools for measuring traffic, clickthrough, fans/followers, likes, sentiment, and actual conversions coming via the social platform. This is a huge benefit for monitoring your ROI.

NOTE Learn more about social media as a digital marketing tactic in **Chapter 14: Social media strategy** and **Chapter 17: Social media advertising**.

8.5 MULTI-CHANNEL COMMERCE TO TOTAL RETAIL

In addition to being available on specific channels, ecommerce also forms part of other retail approaches. It is important to understand what these approaches are and where ecommerce fits into the broader strategy of your business.

Multi-channel commerce

When your business operates across multiple sales and media channels, you are considered to be engaging in multi-channel commerce. For instance, you might sell your products on your website, a mobile app, via a call centre, in stores, on Amazon and on eBay, all while communicating with customers via many types of devices and social media channels. You utilise a variety of multiple sales and marketing channels to sell your products to different types of users and, therefore, you're a multi-channel vendor.

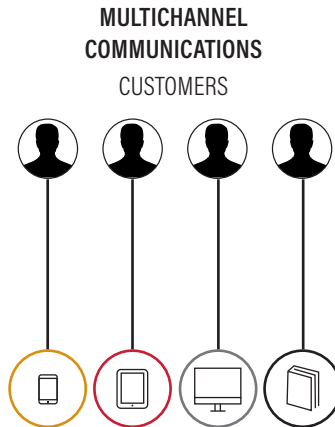


Figure 8.9 Multi-channel means operating across multiple channels to reach different customers

Cross-channel commerce

When your business encourages its customers to interact with your business on more than one channel, you are engaging in cross-channel commerce. Essentially cross-channel commerce

is the strategic maximisation of customer relationships via the introduction of new channels beyond the one that originally engaged the user.

A customer would have approached a brand via a specific channel to browse and initiate purchase, and cross-channel retailers would encourage that customer to then make use of other available shopping channels, such as the website, app, or social media platform, to engage further with the brand. Cross-channel retailers encourage interactions on their terms. Such interaction across channels increases the likeliness of additional conversions and future sales.

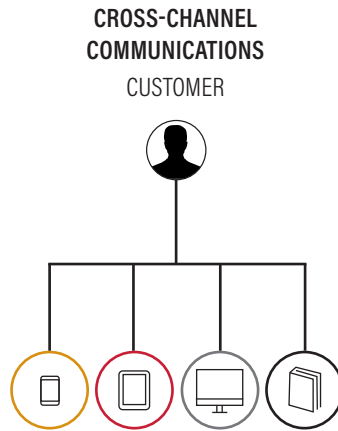


Figure 8.10 Cross-channel commerce is directing the same customer to engage with your business on more than one channel

Omnichannel commerce

An omnichannel commerce strategy can be defined as a retailing strategy that delivers a seamless customer experience through all available shopping channels. What distinguishes the omnichannel customer experience from the multi-channel customer experience is that with the latter there is true integration between channels on the back end, including customer data (single view of customer), inventory management, stock movement, supply-chain, fulfilment information, and customer relationship management.

NOTE

An interesting read on omnichannel shopping in the future, can be found here: www.mckinsey.com/business-functions/marketing-and-sales/our-insights/omnichannel-shopping-in-2030.

The customer's interaction with the brand is integrated across all channels. Customers can seamlessly migrate from channel to channel with no interruption or loss of data, and can pick up wherever in their customer journey they may be, irrespective of which channel they choose to engage the brand.

Customers are becoming increasingly digitally savvy and expect to be able to engage with the brand across a variety of channels, depending on what is most convenient to them. They expect

these interactions to be seamless, backed by an integrated system across all channels. In short, customers expect an omnichannel commerce experience and are frustrated by what they see as inferior brands that fail to provide this.

NOTE For further reading, try this blogpost: www.linkedin.com/pulse/7-inspiring-examples-omni-channel-user-experiences-tyler-ayers/ (Ayers, 2015).

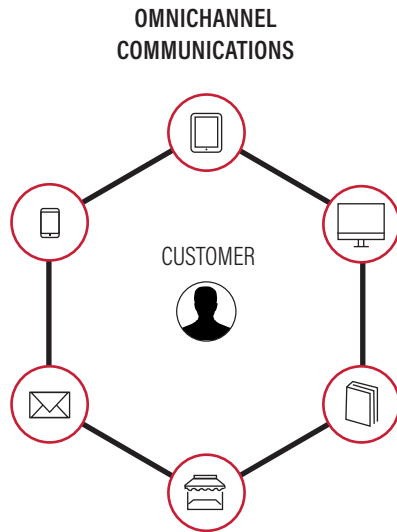


Figure 8.11 Omnichannel commerce means providing a seamless customer experience by integrating interaction across all available channels

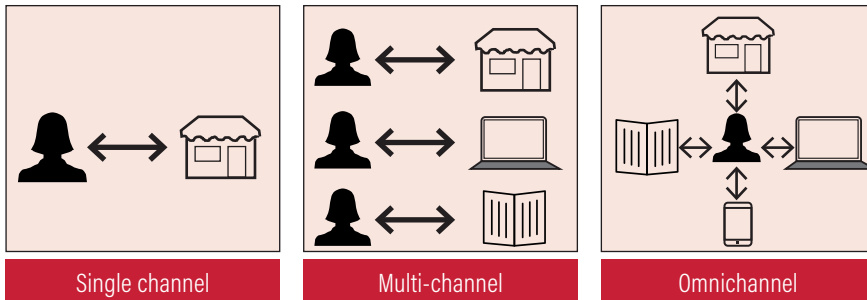


Figure 8.12 A diagrammatic comparison of omnichannel commerce vs. multi-channel and single channel commerce

Total retail

A seamless experience across all channels should arguably be a point of parity, rather than a differentiator. However, with thousands of brands competing for business, there is a need to improve omnichannel and offer an enhanced and personalised online shopping experience if you want to satisfy and retain customers. In 2014, PwC termed this approach of providing a seamless, enhanced, and personal retail experience as going 'Total retail' (PwC, 2014).

Total retail means two things:

1. A unified brand story across all channels that promises a consistently superior customer experience
2. An integrated back office operating model with agile and innovative technology.

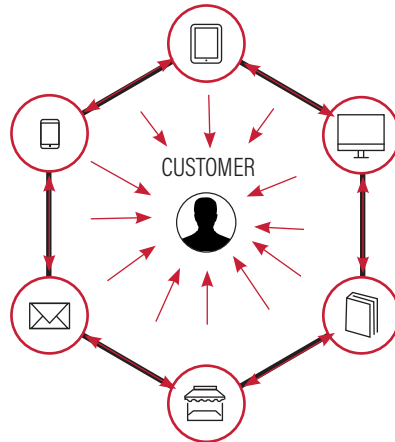


Figure 8.13 Total retail offers a customer-centred retail experience, delivered seamlessly across all channels

Total retail is a more customer centric approach than omnichannel. It still offers a seamless experience to the user across channels, but it places the individual customer's experience at the heart of all its business operations. The focus is on the customer, rather than the various channels that can be used to reach the customer.

According to PwC (2014) it is consumer expectations that are driving this new retail business model. Customers are quick to take their business elsewhere if they are not satisfied with their online shopping experience. Brands need to respond by doing what they can to make their ecommerce offering enjoyable, seamless, and as convenient as possible. To enable this, brands need to invest in customer-focused technologies that can track customers

across the various channels and aim to achieve a single view of the customer. Moreover, brand trust is increasingly on par with other essential purchase considerations such as quality, value and convenience. Consumers and employees want brands to engage and advocate on issues that affect them. According to a survey, 80% of global respondents want brands to "solve society's problems". Companies that cannot reimagine their products will be left behind.

NOTE

Consumers expect transparency around order status and delivery, and some want near-instant fulfilment. This experience is fast becoming a key differentiator, one that's closely tied to perceptions of service and quality. For example, 42% of global respondents said fast and reliable delivery is among the top three most important attributes when shopping.

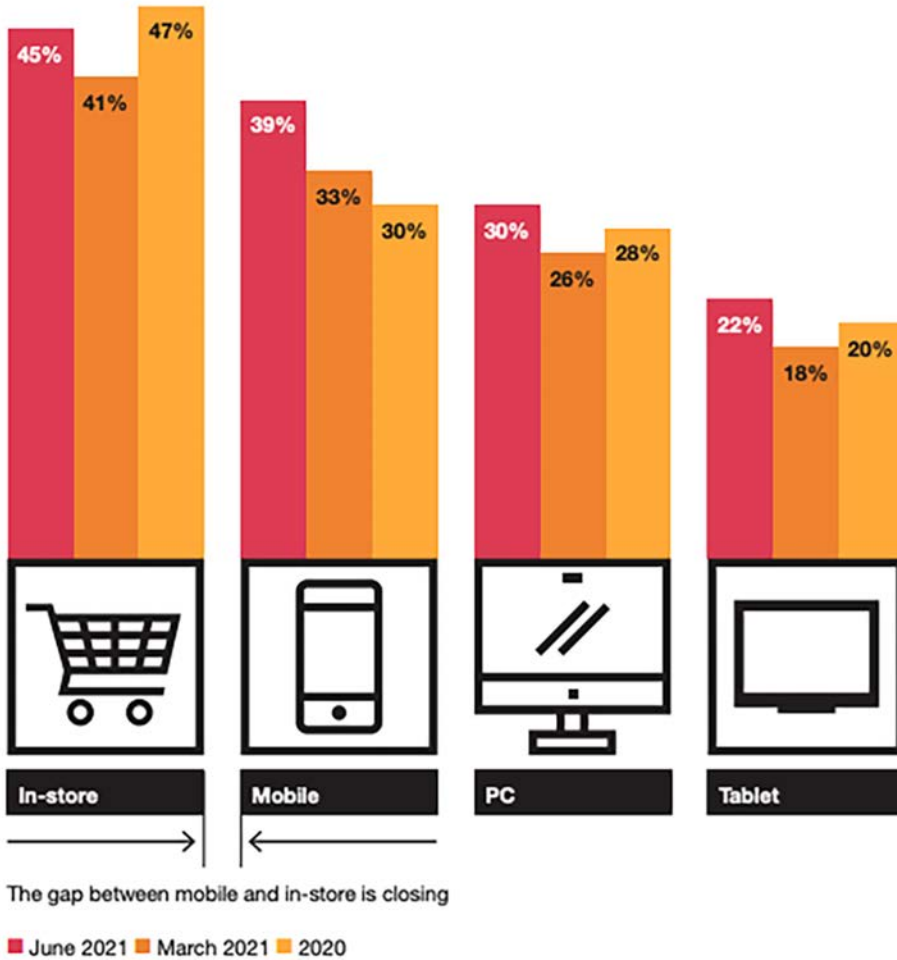


Figure 8.14 Transforming the channel experience to a total retail experience with more focus on the consumer

8.6 SETTING UP AN ECOMMERCE SITE

When deciding to set up an ecommerce website there are five main considerations:

1. Which industry will you operate in and what products will you sell?
2. How will you build your website?
3. How will you physically ship your product and fulfil orders?
4. How will you drive traffic to your site?
5. What metrics will you measure to determine success, and which tools will you use?

Each of these considerations is important to having a successful ecommerce business. From choosing your product through to analysing your performance, decisions you make here will have a long-term impact on your business. So, carefully examine your options and make informed decisions to ensure future success.

8.6.1 Choosing an industry and product

To make your ecommerce business a success, you need to be selling a product that consumers will want and are prepared to buy online. You also need to ensure that you are making a reasonable margin on your products to sustain your business' longevity, and that you will be able to manage physically storing and delivering the product you choose to sell.

Here are some key factors to consider when choosing an industry and product:

- **Price:** If the product cost is too low, it will be challenging to reach a positive return on investment (ROI). If it's too high, there is a good chance that some customers will want to speak with someone or see, touch, and feel the product prior to making the purchase.
- **Margin:** Many products sold online have a gross margin around 30% to 35%. This can change drastically depending on the industry. For example, electronics and toys typically have smaller margins while clothing and apparel are often marked up by 150% to 200%.
- **Competition:** Generally speaking, it is easier to drive sales online when the product can't be bought in local stores or in a wide variety of online stores.
- **Shipping costs:** Larger products tend to have higher shipping costs which can negatively affect sales. Most customers not only want free shipping, they expect it. As a result, it can be difficult to sell a product with a hefty shipping fee. Many online retailers include the shipping cost in the cost of the product while raising the total price and offering 'free shipping.' However, these increases in price can decrease sales.
- **Passion:** Love the product or service you wish to sell. Starting and growing an ecommerce website typically comes with a series of obstacles and frustrations. Passion for your industry can be a great source of motivation to push through any challenges that may arise.

8.6.2 Setting up the website

There are five important steps to follow when setting up your ecommerce website:

- Step 1:** Choose your domain name
- Step 2:** Obtain a secure (SSL) certificate
- Step 3:** Choose the right hosting package
- Step 4:** Select an ecommerce platform
- Step 5:** Select your payment gateway.

NOTE

You can also check out this blogpost: How to set up an ecommerce website in 9 steps. Find it here: www.freshegg.co.uk/blog/web-development/getting-started-with-e-commerce (Colbran, 2020).

Let's look at each step in more detail:

Step 1: Choose your domain name

To get started, you will need a domain name for your website. Domain names can be purchased through hosting companies or domain registrars. When choosing a domain name, remember your target market; will you be targeting just your local market or an international one? If you are targeting the local market, you can register a local domain, such as .co.za or co.uk, but if you are targeting a global market then it would be preferable to go with an international domain like .com.

You can purchase domain names from companies like godaddy.com/en-uk or networksolutions.com.

Here are some tips for choosing a good domain name:

- **Make it easy to type:** Remember you want users to be able to find you easily. Slang, complicated names, or those with different spellings can make your site difficult to find. Choose words that are simple and easy to spell and type in your domain name.
- **Keep it short:** The longer and more complex your name, the higher the risk users misspelling or mistyping it. Keep it simple.
- **Use keywords:** Carefully think about words that describe your product and the keywords that users will type into search engines when looking for your brand or product. Using keywords will make your site rank higher on SERPs, which will drive traffic to your website.
- **Target your area:** If you are running a local business, try including your location in your domain name; this will make it easier for local users to find you and may rank you higher on search engines. For example, users looking for electricians in Chicago are more likely to find ChicagoElectrical.co.us than ElectricianForU.com.
- **Avoid numbers and hyphens:** Although using numbers or hyphens appear clever and make sense to you, they can confuse users who often type out the number or forget the hyphen. If you need to use characters, try to register the different variations to ensure users will still be driven to your site and not to a competitor.
- **Be memorable:** There are already millions of registered domain names. Users are inundated with regular ordinary names, so coming up with a domain that's catchy and memorable will definitely help to drive traffic to your site.
- **Research it:** Before you decide on a name, do your due diligence and research the name for any trademarks or copyrights. You also want to check that it is not too similar to any competitors. Failure to ignore trademarks and copyrights can result in costly legal battles and the potential need to rebrand later on.
- **Use an appropriate domain name extension:** When registering your domain, you will need to choose the extension. Extensions are the suffix at the end of your domain name, such as .com, .net, and .org. Local options, like .za or .uk, are also popular. The .com or .net options are the most popular. However, because these have been around so long, it is often problematic to get a unique and relevant name with that extension. Extensions have specific uses, so be sure that you choose the right one for your business.

Here are some of the most popular extensions and what they mean.

Table 8.2 Extensions and what they mean

.co	an abbreviation for company, commerce, and community
.info	informational sites
.net	technical, internet infrastructure sites
.org	non-commercial organisations and non-profits
.ac	academic institutions like universities and colleges
.biz	business or commercial use, like ecommerce sites
.me	blogs, resumes, or personal sites

- **Protect and build your brand:** When choosing your domain name, it is worth purchasing other domain extensions and spelling variations to prevent competitors or trolls registering other versions that will then direct traffic to these alternate sites. By owning all the domains, you ensure that customers are directed to your site, even if they use the wrong extension or misspell it.
- **Act fast:** Once you have decided on a name, you need to act quickly. Domain names sell fast, but they are affordable, so register your chosen domain name as soon as you have decided on it. If your desired name is already in use, most of the registrars will suggest alternate names to help you (Godaddy.com, 2015).

Step 2: Obtain a secure (SSL) certificate

If you are not using a pre-packaged ecommerce service, then alongside the domain name you will also need to obtain an SSL certificate to protect and secure your website content. SSL prevents malicious users from accessing your website to steal passwords, credit card information, and sensitive data. There are many providers of SSL certificates, such as Thawte or Symantec.

A list of SSL certificate reviews can be found on the following link: g2.com/products/ssl-com/reviews.

Step 3: Choose the right hosting package

All websites have to be hosted on a server somewhere. It is important to choose the right hosting package regarding website speed, uptime, and cloud hosting.

- **Website speed:** Hosting your website in the same country that you are selling to can have an impact on how quickly the website loads. If you are selling to a global market, then consider the use of a content delivery network (CDN) to help localise your site to different

target countries. Google has hinted that site speed is a ranking factor in its algorithms, so there are SEO benefits to having a good host, as well as the obvious user benefits.

- **Uptime and performance:** The reliability of the host to keep the website up and running is vital. At certain points during the year, such as peak-trading periods, the demand on your website will increase significantly. It's important to understand how the extra traffic will increase the load on your web server and the impact that can have on the site's performance. Too much traffic may even cause the server to trip over and crash, taking your site offline.
- **Cloud hosting:** Provided via multiple connected servers, a network cloud, these hosting services are seen as preferable to a single or virtual server because of their:
 - **Reliability and accessibility:** The content is more easily accessible, and there is less chance of server failure.
 - **Stability and security:** The servers will interact to sustain the site, offering more stability and more security in terms of not losing any data.
 - **Seamless scalability:** With cloud hosting you are not limited by the size and capacity of your particular physical server. The sky's the limit, unlike physical servers where you will need to expand or move to a larger server once you maximise that specific server's capacity.
 - **Cost efficiency:** The cloud removes a lot of the costs of maintaining physical servers.

Ensure that when choosing your host server, you consider user needs as well as back-end applications that need to operate in the background to facilitate orders and other processes. Think about your business objectives and if the hosting service you are opting for will be able to meet and facilitate your objectives.

Step 4: Select an ecommerce platform

When setting up your site, you need to use an ecommerce platform to assist you in building and hosting a digital storefront from which to actually sell your products and services. An ecommerce platform is the series of software technologies that enable this building and selling of products.

There is a vast range of ecommerce platforms that you can use. These various options can be classified under four main types of platforms:

<p>Software as a service (SaaS) storefronts</p>	<p>Third-party providers host applications and make these available to customers online.</p> <p>Examples include Shopify.com and BigCommerce.com.</p>
<p>Open source</p>	<p>Open-source platforms provide a more affordable option for online businesses, and offer more control. However, you need to manage the hosting and some expertise is needed.</p> <p>Popular examples include Magento, WooCommerce and X Cart.</p>

<p>Licensed and hosted by the retailer</p>	<p>The provider will manage the site, and offer reliable support. However, site builds are often tied to the specific provider, and moving your site requires a complete rebuild. Large companies can also stagnate and not keep up to date, so ensure the provider you opt for is dedicated to development.</p> <p>Some popular examples include Oracle Commerce, IBM Websphere, and the paid version of Magento.</p>
<p>Platform as a service (PaaS)</p>	<p>PaaS is usually used for B2B where businesses are looking to link their ecommerce to other systems that their customers already have, such as SAP or Ariba. Such integration of systems allows clients to link their purchasing systems directly to their online sales processes, enabling automated purchase orders and stock management. PaaS is ideal for large corporations with complex procurement and distribution systems.</p> <p>Azure.microsoft.com, and Salesforce.com are all examples of PaaS ecommerce platforms.</p>

Step 5: Select your payment gateway

A payment gateway is a service that processes credit card payments for online and brick-and-mortar stores. The gateway transfers key information between ecommerce sites and the bank and authorises such payments. There are three steps the payment gateway performs to finalise the transaction:

1. Encryption

The data to be sent is encrypted by the web browser. This transaction data is then sent by the gateway to the payment processor that the vendor's acquiring bank uses.

2. Authorisation request

The bank's payment processor sends the transaction data to the relevant credit card association. The bank that issued the credit card will view the request, and either approve or deny the transaction.

3. Filling the order

Once the processor has received authorisation, it forwards this to the payment gateway. The payment gateway then sends it on to the website to proceed with processing payment

NOTE

Read here about how more and more ecommerce store owners are turning to open source ecommerce platforms. www.ecommerceceo.com/open-source-ecommerce.

NOTE

For a more comprehensive discussion about the ecommerce options available and how to choose the right one for you, read the following: larryludwig.com/best-ecommerce-platform/.

if approved, or to deny the sale if denied. The website interprets the data and creates the appropriate response for the user. If approved, the merchant will proceed with filling the order.

This process takes only a few seconds, and is almost instant for the user. Gateways can also be used to prevent fraud and many have inbuilt fraud detection tools, such as delivery address verification, computer fingerprint technology, and geolocation, among others (BigCommerce, n.d).

If you're concerned about online fraud, see this helpful article by Chargebee on types of online fraud and how you can protect your site: chargebee.com/blog/protect-startup-online-fraud/.

When considering payment gateways for your ecommerce site, you have two main options: onsite or offsite gateway.

An **onsite payment gateway** (also known as a non-hosted payment gateway) means the gateway is integrated into your site, and users do not need to leave your site to complete their transaction. Iveri and Stripe are examples. Note that to receive online payments, you will need an SSL certificate and a merchant account.

An **offsite payment gateway** means the potential buyer is transferred over to the payment gateway's website. The user completes the payment and then is returned to the online store. PayFast and PayGate are examples. It is important to note that sending users away from your site can impact whether customers

complete their payment, especially if the process is slowed down by the redirection, and/or the user any security concerns about the redirection (GoCardless.com, n.d.).

NOTE

To fully decide which payment gateway is right for you, visit GoCardless's guide on the 10 questions to find the right one for you: gocardless.com/guides/posts/payment-gateways/.

8.6.3 Shipping fulfilment

Fulfilment is a big part of running a successful ecommerce store and can have a huge impact on your customer experience. The fulfilment process starts when the order is placed and ends when the customer receives the product successfully. There are six stages to the fulfilment process:

1. **Inventory management:** Ensure your stock-level information is accurate and up-to-date. Accurately forecast customer demands to manage your inventory stock-levels and plan order appropriately.
2. **Warehouse management:** Ideally integrate

NOTE

Shopify has a great blog post on eight inventory management techniques to help your business: www.shopify.com/retail/inventory-management.

your warehouse and stock management with a warehouse management system. This is a software application that supports the day-to-day operations in a warehouse. It will monitor stock arrivals, warehouse-store transfers, and departure points. The correct and precise allocation of stock within the warehouse is critical for fast, and accurate fulfilment. Some

popular examples of warehouse management software include [EZOfficeInventory](#) and [Zoho Inventory](#).

3. **Order management:** Ensure you know the order status throughout the fulfilment process and integrate notifications of delays/disruptions in the order management process.
4. **Destination:** To offer customers a successful, fast, and accurate delivery, it is important to understand the destination:
 - **Home delivery:** Delivery to an individual's house, apartment, place of work
 - **In-store collection** (also known as 'click and collect'): Online orders are delivered to a physical store, in the customer's chosen area, for later collection by the customer
 - **Inter-branch transfers:** Stock is transferred from one store to another and purchased via an online order or point-of-sale.
5. **Returns:** To ensure a seamless customer experience, a returns policy should be available and well communicated to potential customers. Any returns process should be easy and convenient for online shoppers.
6. **Order tracking:** All orders should be tracked and their progress frequently communicated to the customer. Communication should include the status, expected delivery date, and time of the order. Any changes to estimated delivery dates or times need to be communicated as soon as possible. As mentioned before, customers expect a free, fast and seamless delivery which entails more than just pick, pack, and ship.

8.6.4 Driving traffic to your site

To make sales, you need users to visit your online store. Driving traffic to your store is a prominent marketing and advertising specific objective. Many of the techniques discussed in the section below will be covered in greater detail in the rest of the course.

You can drive traffic to your store by using the following techniques:

Content marketing strategy: Highly targeted and quality content can result in positive social influence and ultimately drive traffic to your website. It is important to create meaningful content with your customer as the main subject in your storyline. Positive customer feedback can influence other customers and drive them to your online store.

NOTE

Read more about content in **Chapter 10: Planning your content.**

Product videos: Include videos/360-degree views of your product. Visually experiencing the product closes the gap between the 'touch and feel' benefits of in-store shopping and the online experience. Customers enjoy and appreciate seeing the detail of the product and are then inspired to purchase it.

NOTE

Read more about using video in **Chapter 12: Content creation: Video.**

Alias domains: To grow the traffic to your site, it is necessary to capture all potential customers trying to reach you. Whether they have misspelled the brand name or entered the wrong/similar name directly into a search engine rather than the address bar; it is important that they still reach the destination and that this does not become lost traffic.

There are two strategies to owning alias domains:

1. Purchase any misspelled domain names for your brand. For instance, if you type amazonn.com, your browser will automatically take you to amazon.com.
2. Own the alias search terms for your brand.

Social media campaigns: There are so many channels to choose from when opting for social media, but it is important to use the right social media platform for the right type of advertising:

NOTE

Read more about advertising on social media in [Chapter 17: Social media advertising](#).

- Use images or videos to demonstrate the benefits and details of your product. Good platforms for this include Facebook display ads, Instagram, Pinterest, and Snapchat.
- If your product or service targets a professional customer, use professional networks, such as LinkedIn or Twitter, to drive thought leadership or content marketing strategy.
- For products or services that rely heavily on social influence, understand the audience, then re-target to the happy customer's network.

Customer reviews: Research indicates that customers like to read reviews of a product or service prior to making a purchase. Encourage customers to leave reviews about their experience or the product itself.

Customer reviews also provide meaningful feedback to the retailer indicating the response to new and changing product lines, which products to promote and potentially, which product to remove from the offering.

Product merchandising and SEO: All elements of online merchandising affect your search optimisation and directly influence the sale. Product names must be short, searchable, and descriptive. Product images must be inspiring, detailed, and include specifics. Product descriptions need to be engaging and original. Text descriptions with well-chosen keywords will be picked up by search engines. Unique descriptions will prevent you from being filtered out as spam by search engines.

Landing pages: Direct paid media, such as search, email marketing and display media, should lead users directly to the relevant product pages and not to the homepage. These pages are called landing pages. Matching product or category landing pages to users' intent will improve drop-off rates and increase conversion rates.

Search: Besides optimising the site for search engines and buying paid search media (Search Engine Marketing – SEM), it is critical to include site wide search on your page. To ensure the user finds the product, service, or information that they are looking for, include an easy-to-find

and easy-to-use search function. Users expect this to be at the very top or top right of your site, across most pages.

Site speed and performance: To avoid page-abandonment, ensure that the site loads quickly with the most important elements loading first. Fast engagement time and performance are essential to keeping the user engaged, and if not considered during development and monitored on an ongoing basis, could result in a poor user experience or lost customers.

Registration and checkout: The registration process needs to be quick and relatively painless for the user. It should only request essential information. Sites that ask for too much or unnecessarily personal information will lose traffic and result in increased drop-off rates. Checkout needs to be slick, simple, secure, and informative. Checkout needs to be supported with transactional emails that confirm the user's order ID, order details (product and price paid), as well as delivery and tracking information.

8.6.5 eCommerce analytics

As with all digital interaction, ecommerce activities can be easily tracked. There are certain key pieces of information that you need to be aware of and should be tracking. These include:

- **Supply-chain management:** Information about the products and the process from the warehouse through to delivery to the customer.
- **Product analytics:** Details around how many times a product is viewed, positive or negative reviews, social sharing, loading of detailed information on a product, and actual conversion rates.
- **Online marketing analytics:** Success, or conversion rates, of your marketing initiatives that enables optimisation of spend for paid campaigns and strategy optimisations for earned and owned campaigns.
- **Tracking the ecommerce funnel:** Can customers find the products they are looking for? Can customers add products to cart and check out successfully? Analysing this data highlights site speed and performance as well as detailed information about traffic sources, high-traffic times of the day, and related conversion rates.

The most popular ecommerce analytics tool is Google Analytics: analytics.google.com. A powerful and detailed analytics tool, the platform offers many benefits, including:

- Provides a vast amount of data from conversion rates to revenue by product
- Offers insight into customer behaviour and analyses cart-abandonment
- Integrates digital marketing initiatives, including remarketing
- Offers detailed metrics to understand the total economic value of the online store in relation to the overall business

NOTE

Try out Google Analytics and learn about this powerful analytics platform by using Google's demo account. Google also offers some great guidance: support.google.com/analytics/answer/6367342?hl=en.

- Has promotion tracking, tracking internal e.g., vouchers, and external promotional efforts e.g., affiliate marketing
- Tracks revenue by currency, including online refunds for accuracy in revenue and reporting.

8.7 TOOLS OF THE TRADE

There are a variety of tools relevant for working with ecommerce. We have discussed many tools through the course of this chapter and mentioned Google Analytics as an essential analytics tool in the last section. But there are many other paid and free online tools that you could opt for.

NOTE For more on the tools that are available in 2022, read this article: influencermarketinghub.com/ecommerce-marketing-tools/.

Table 8.3 Tools of the trade

Storenvy	storenvy.com/	Free tool for building an online store. It's a marketplace platform, but does enable you to build your own store, with your own design and branding
Shopify	shopify.com/	Possibly the most preferred tool for new online stores. Affordable with many features for your store
Gumroad	gumroad.com/	Considered one of the simplest ways to start an online store
WooCommerce	woocommerce.com/	Platform that enables you to add a store to your WordPress site or blog, providing an impressive store and business
PayPal	paypal.com/	One of the largest online payment gateways, but it can be complicated and confusing to implement
Stripe	stripe.com/	Popular payment gateway that you can integrate into your store. It works with Shopify, WooCommerce, and other popular platforms
Amazon payments	pay.amazon.com/us/	One of the simpler payment gateways available, run by Amazon

8.8 ADVANTAGES AND CHALLENGES

Throughout this chapter we have discussed some of the benefits of using ecommerce. In short, with online retail already a trillion-dollar industry and growing each year, to stay in business, businesses need to be operating online. It is no longer simply nice to have, but is an essential part of business in the 21st century.

The beauty of ecommerce is that it is easily tracked and monitored. Analytics tools provide incredible data that can be monitored in real time, and changes can be implemented quickly. It makes this space dynamic but also incredibly competitive. Online shoppers have more variety and options than any shopper has ever had before, and catching their attention is more and more difficult. But, once you have caught potential customers' attention, your ecommerce platform has to be good enough to keep their attention and guide them through to completing their conversion.

Besides stiff competition, and being an incredibly dynamic and fast changing environment, ecommerce has other challenges. There are many factors operated by other service providers, or that are simply beyond your control. Issues, such as crashing servers, slow data, errors on external payment gateways, or faulty links in display ads, all impact negatively on your brand, even though you have little to no control over such issues. If a user is trying to access your online store, and these issues negatively impact their experience, it is your store that they associate this experience with.

Choosing appropriate service providers who can meet the needs and future demands of your site is key, so take time to carefully consider and review your options when setting up your site.

8.9 CASE STUDY: CHIPOTLE

Chipotle is an American chain of fast casual restaurants. To keep up with the increasing trend of online orders during the Covid-19 pandemic, Chipotle had to rethink their delivery strategy.



One-line summary

When Chipotle rolled out a mobile app, it did not properly consider its impact on the stores; they started to examine how to leverage the app to add value to customers, rather than contributing to their frustrations.

The problem

Chipotle was growing at a rate of 200 restaurants per year in the USA, but the introduction of a mobile app was resulting in long waits and queues for people using the app, as well as customers wanting to order in-store. The company's CEO, Brian Niccol, said:

We also solved another problem that had been hurting our reputation: Those waiting in line could see when employees stopped serving them to put together an online order, and it annoyed them.

Chipotle's marketing budget was \$150 million per year, but the ROI did not seem worth the expense.

The solution

The executive team realised that the mobile app did not add value for customers if they did not align their in-store experience with the ease of ordering. For this reason, the stores were reconfigured in two important ways:

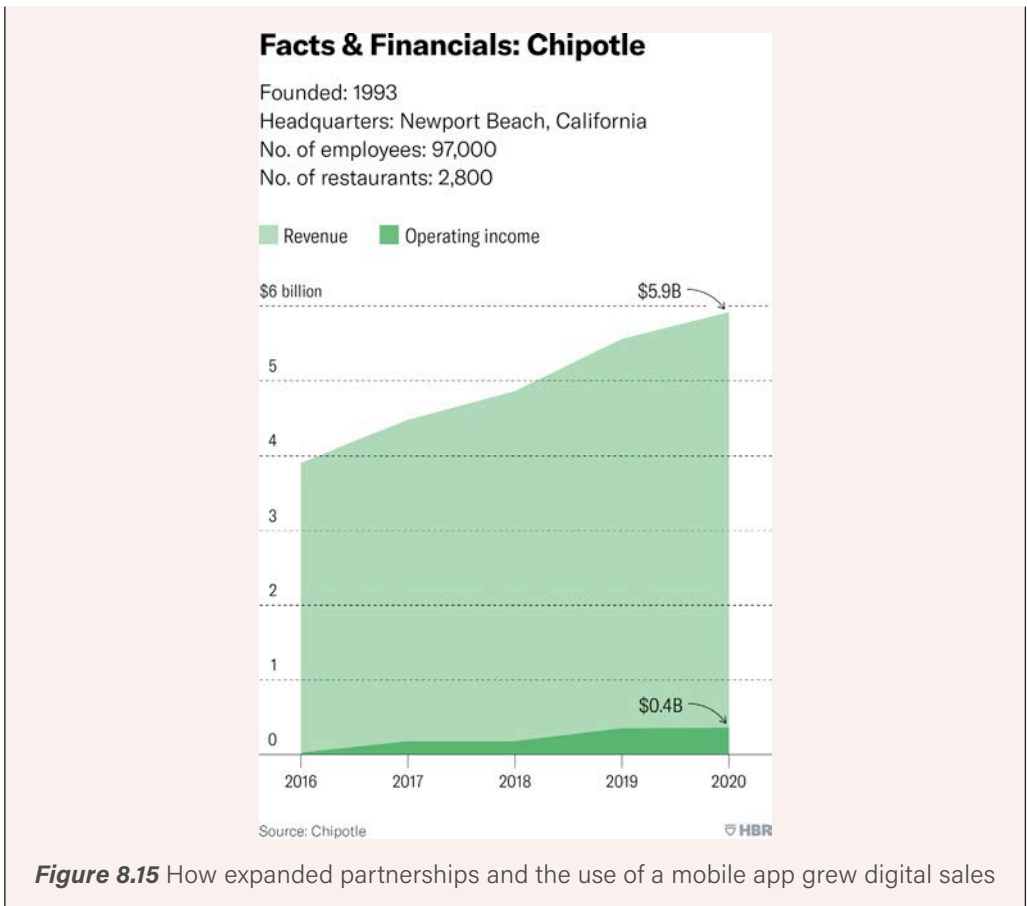
- Grab-and-go shelving next to the cash registers, where customers can easily grab their food. This was instituted along with customer education about how to go about finding their food.
- The creation of a second 'kitchen' with separate staff at the back-of-house, which focused exclusively on online orders.

When the pandemic hit, Chipotle also extended their food delivery service to include food delivery apps, such as Uber Eats and Grub Hub, which allowed them to reach even more customers.

Chipotle's marketing strategy was also refined for efficiency and 'bang for buck.' Moving away from local 'buy-one-get-one-free' deals, which, according to Niccol, were 'defensive, expensive, [and] promotion-focused,' Chipotle shifted their marketing to social media and marketing.

The results

In 2020, Chipotle's digital sales grew by 174.1% to \$2.8 billion. This represented almost half of all the brand's sales in that year. This was driven by their expanded partnerships with food delivery service companies, as well as the use of the mobile app to order ahead and collect at the drive-through.



8.10 CASE STUDY QUESTIONS

1. Why was it important for Chipotle to spend a lot of time and money on the fulfillment process?
2. To what extent did external forces play in the company's digital sales growth? Explain your answer.
3. Would a website have been effective as a sales channel? Explain why or why not.
4. How could Chipotle incorporate analytics into their app to assess the app's successes and failures?

8.11 THE BIGGER PICTURE

eCommerce is an important part of operating a business in the 21st century. Not having an online store can be detrimental to your business. Your ecommerce store needs to operate alongside your website and online presence.

The aim of almost all of your digital marketing tactics is to direct potential shoppers to your online store to ultimately convert. Your online store needs to be consistent with your other online messages and should provide a seamless experience for the user. The overall user experience with your ecommerce platform needs to be sound, simple, and efficient.

It is also important to note that if your ecommerce platform falls short, and does not provide a pleasant user experience, it means all your other marketing efforts have been in vain. Directing traffic to your online store is not the ultimate goal; the ultimate goal is conversion. A sloppy online store can put potential shoppers off your brand, not just in this instance and online, but as a whole.

8.12 SUMMARY

In this chapter, you have learnt about the different types of ecommerce. You have also learnt the steps and been referred to the tools for setting up a site to do business online. Key considerations and questions to ask when planning your ecommerce strategy were provided, as well as the importance of thinking about the possible future demands of your business.

You now have a sound understanding of the processes involved behind the scenes of ecommerce, and how ecommerce fits into your digital marketing strategy. Lastly, you were shown how to go about tracking and monitoring your ecommerce activities and why such analytics is important.

Although designing and creating your own complex and commercial ecommerce store is beyond the scope of this book, we hope you now have insight into its development and know what to consider when commissioning and using ecommerce platforms.

8.13 CHAPTER QUESTIONS

1. What are the steps involved in setting up an ecommerce platform?
2. Why is analytics so important, and which metrics in particular would be of interest to online retailers?
3. List some of the ways that you can drive traffic to your ecommerce site.
4. Explain how important ecommerce is to any digital marketing campaign.

8.14 FURTHER READING

Here are some blogs to read up more on ecommerce:

digitalcommerce360.com/internet-retailer – Internet Retailer

ecommercetrainingacademy.com/blog/ – ECommerce Training Academy blog

elasticpath.com/blog – Get Elastic

influencermarketinghub.com/social-commerce-stats/ – 30 social commerce stats

shopify.com/blog/ecommerce-business-blueprint – Shopify blog

8.15 REFERENCES

- Ayers, T., 2015. 7 Inspiring Examples of Omni-Channel User Experiences. [Online]
Available at: www.linkedin.com/pulse/7-inspiring-examples-omni-channel-user-experiences-tyler-ayers/
[Accessed 30 May 2022]
- Chaffey, D., 2022. Global Social Media Statistics Research Summary 2022. [Online]
Available at: www.smartinsights.com/social-media-marketing/social-media-strategy/new-global-social-media-research/
[Accessed 12 May 2022]
- Colbran, L., 2020. How to set up an ecommerce website in 9 steps. [Online]
Available at: www.freshegg.co.uk/blog/web-development/getting-started-with-e-commerce
[Accessed 30 May 2022]
- GoCardless.com, 2021. Payment Gateways: 10 questions to fine the right one for you. [Online]
Available at: gocardless.com/guides/posts/payment-gateways/
[Accessed 5 June 2017]
- Moore, K., 2022. Payment Gateways: Keeping Your Ecommerce Transactions Safe + Customers Happy (2022). [Online]
Available at: www.bigcommerce.com/ecommerce-answers/what-is-a-payment-gateway-and-what-is-its-role-in-ecommerce/
[Accessed 12 May 2022]
- Niccol, B., 2021. The CEO of Chipotle on Charting a Culinary and Digital Turnaround. [Online]
Available at: hbr.org/2021/11/the-ceo-of-chipotle-on-charting-a-culinary-and-digital-turnaround
[Accessed 12 May 2022]
- Oberlo, 2022. How many people use social media in 2022? [Online]
Available at: www.oberlo.co.za/statistics/how-many-people-use-social-media#:~:text=The%20latest%20figures%20show%20that,jump%20in%20just%20six%20years
[Accessed 30 May 2022]
- Perez, S., 2020. COVID-19 pandemic accelerated shift to e-commerce by 5 years, new report says. [Online]
Available at: www.weforum.org/agenda/2020/08/covid19-pandemic-social-shift-ecommerce-report
[Accessed 12 May 2022]
- PwC, 2014. Achieving Total Retail: Consumer expectations driving the next retail business model. [Online]
Available at: www.pwc.com/gx/en/retail-consumer/retail-consumer-publications/global-multi-channel-consumer-survey/assets/pdf/achieving-total-retail.pdf
[Accessed 12 May 2022]
- PwC, 2017. Total Retail 2017: 10 Retailer investments for an uncertain future. [Online]
Available at: www.pwc.com/gx/en/industries/assets/total-retail-2017.pdf
[Accessed 12 May 2022]
- Rowland, A., 2022. How to choose a domain name: 10 expert tips. [Online]
Available at: uk.godaddy.com/blog/10-tips-choosing-perfect-domain-name/
[Accessed 12 May 2022]
- Schreiber, T., 2015. How One Couple is Making \$600,000 Per Year Selling Digital Products. [Online]
Available at: www.shopify.com/blog/17587420-how-one-couple-is-making-600-000-per-year-selling-digital-products
[Accessed: 12 May 2022]
- Smart Insights, 2017. Why 2017 will be the year mobile eCommerce over takes desktop. [Online]
Available at: www.smartinsights.com/mobile-marketing/mobile-commerce/2017-will-year-mobile-ecommerce-takes-desktop/
[Accessed 12 May 2022]
- www.statista.com/statistics/379046/worldwide-retail-ecommerce-sales/
[Accessed 12 May 2022]

8.16 FIGURE ACKNOWLEDGEMENTS

Figure 8.1: www.statista.com/statistics/379046/worldwide-retail-e-commerce-sales/, 2022

Figure 8.2: Screenshot, Amazon.com www.amazon.com/, 2022

Figure 8.3: Screenshot, airbnb.com

Figure 8.4: Screenshot, www.guru.com, 2022

Figure 8.5 and Figure 8.6: www.pwc.com/gx/en/retail-consumer/retail-consumer-publications/global-multi-channel-consumer-survey/assets/pdf/achieving-total-retail.pdf

Figure 8.7: Global Web index, 2016 blog.globalwebindex.net/chart-of-the-day/social-media-captures-30-of-online-time


Figure 8.8: Demandware, 2017

Figure 8.10 and Figure 8.11: Adapted from Liquid-state, 2016

Figure 8.14: www.pwc.com/gx/en/consumer-markets/consumer-insights-survey/2021/gcis-june-2021.pdf

Figure 8.15: hbr.org/2021/11/the-ceo-of-chipotle-on-charting-a-culinary-and-digital-turnaround

Chipotle logo: chipotle.com



CREATING

INTRODUCTION TO CREATING

Effective marketing is made up of engaging content. This is true for digital marketing, too. However, it is not as simple as typing up a description of your product and hoping for the best. Rather, an effective marketing strategy is needed to ensure that your content – whether it be information, inspiration, or entertainment – is hitting the mark and is aligned to your customers' values, desires, and needs.

In **Creating** you will see that crafting appropriate content, based on your consumers' receptiveness, needs to deliver to your brand's promise. The first place to start is to consider your brand essence – who are you, and what are you trying to say? Once you've worked that out, you need to think about the resources available to you to develop and create content.

In **Chapter 9: Content marketing strategy**, you will focus on the role that content marketing strategy plays in the marketing strategy as a whole, and the steps you need to take to put this in action. Bad content is as effective as no content; in fact, bad content is probably worse than no content. Be mindful of this before hitting Publish on a web post or video upload.

Closely linked to the creating process is the importance of content-related research. In **Chapter 10: Planning your content** the focus is on reaching your target audience, from creating a content planner to the execution where you customers click on the CTA button. You will see how publishing in the right channel in the right format is important. For example, if you're targeting young, wealthy executives, email will probably be a waste of your time, as they generally don't have the time or headspace to engage with marketing emails.

Chapter 11: Content creation: Copy focuses on online or digital writing, where customer personas determine your style and format of your ad copy. You will see that targeting early adopters requires a different language, but that all copy needs to be strong, clear, and easily readable.

In **Chapter 12: Content creation: Video** the differences between copy and video content, both requiring different skills sets and considerations to be truly effective, are discussed.

In **Chapter 13: Social media** you will see that this landscape facilitates the conversation between brand and customer, where the connectedness can either be useful or negative. You constantly need to monitor your brand advocates and influencers since they are powerful allies in building your brand reputation online.

By the end of this section, you will understand that all your marketing efforts should feed into building your online brand community. You will have a better understanding of what goes into creating a compelling content marketing strategy, and how to leverage this for maximum engagement with your customers.

09

CONTENT MARKETING STRATEGY

In this chapter, you will learn:

- How to understand the role of content marketing strategy within your marketing plan
- How to familiarise yourself with the steps involved in developing your content marketing strategy
- How to recognise some models for understanding how types of content are absorbed or experienced by your target audience.

9.1 INTRODUCTION

While the phrase ‘content is king’ has been referenced for some time, it is only in the last decade that content marketing strategy has been solidified into a discipline of its own. Defining content marketing strategy can be tricky, however, with some practitioners focusing more on the role it plays in information architecture, and others believing that it should be considered on a campaign-by-campaign basis.

This chapter looks at content marketing strategy from a holistic perspective, as a process that includes an understanding of all the content your brand is creating, those for whom it is intended, and for what purpose. Content marketing is important for positioning your brand in the minds of consumers. As a content marketer, you need to understand the brand and consumer context and be able to craft appropriate content based on user receptiveness and channel appropriateness. You also need to select the best route to customer in terms of tactics and understand how content marketing fits and contributes to your overall marketing strategy. Ultimately, the design and the content should motivate the user enough to share the content with others.

9.2 KEY TERMS AND CONCEPTS

Table 9.1

Term	Description
Algorithm	Mathematical, computational, or statistical method pre-determined to take a number of variables into account and output a single, quantifiable result that is a function of all the variables. A good example of a commonly used algorithm is the one used by Google to determine which pages rank more highly on SERPs.
Content audit	An examination and evaluation of the existing content a brand publishes.
Editor	A person who determines the ultimate content of copy, traditionally in the newspaper, magazine, or publishing industry context.
Information architecture	The way data and content are organised, structured, and labelled to support usability.
Persona	Character created to define a group of users in order to speak to them as though they were a unique user.
Usability	A measure of how easy a system is to use.

9.3 DEFINING CONTENT MARKETING

Content marketing is an umbrella term that focuses on matching content (information, inspiration, or entertainment) to your customer needs at whichever stage they are in the buying cycle or customer journey. Unlike TV, where the advertiser pushes messages to a captive audience, the focus is on engaging content, which means that marketers must think like publishers (attracting an audience) rather than seeing themselves as advertisers (buying an audience) of a product. The internet has, in many respects, cut out the middleman. Consumers and brands can now connect directly through a number of easily accessible online platforms.

Defining this form of marketing, the Content Marketing Institute offers the following definition:

Content marketing is a strategic marketing approach focused on creating and distributing valuable, relevant, and consistent content to attract and retain a clearly-defined audience — and, ultimately, to drive profitable customer action (Content Marketing Institute, 2017).

This description applies to all the spaces you share content: both traditional and digital. This includes printed magazines, booklets, and promotional material, as well as your social media space, website, campaigns, competitions, and company blog. The way that information is shared is also important.

Kristina Halvorson (2010) suggests this model for approaching the different areas of content marketing strategy:



Figure 9.1 A model explaining content strategy

When creating content it is necessary to ask and answer the following questions:

Content components

- **Substance:** Who are you trying to reach, and why?
- **Structure:** Where is your content? How is it organised? How do people find your content?

People components

- **Workflow:** How does your content happen?
- **Governance:** Do you know the politics, guidelines, and standards that your brand operates in? (Halvorson, 2010).

As you can see, Halvorson suggests that one consider the bigger picture of content creation rather than just the product, which is the end result. Content marketing looks at staff, tools, processes, and outcomes. The end goal for these processes is conversion. All content should be created with a strategic outcome in mind. Such outcomes could include talkability, referral, affinity, and, ultimately, purchase or increased usage of your product or service.

9.4 STRATEGIC BUILDING BLOCKS

Before you create any content, you need to look at the strategic building blocks that underpin your company's narrative. Let's unpack this.

9.4.1 Translating your brand essence

The brand essence sums up the unique attributes of a brand and the basis for its emotional connection with customers. Remember that your emotional connection with your customer is the very thing that differentiates your brand from your competitors. Your brand essence should help to define a tone of voice for your label and the style in which it engages with its customers. The brand essence can be a useful guide for ensuring that the content you create (and your marketing activity) represents the brand appropriately. You can relate this to your brand story. What is your reason for being? How do you connect that with the interests of your customers? What is the value you add to your customers' lives? Is it convenience, health, status?

Consider a brand like Mercedes Benz. Their essential product is transportation, but the brand offers so much more than that to its customers. For example, it provides a sense of safety and security; customers know they are driving a car with the latest safety technology. But the brand's most powerful aspect is the sense of achievement and status that owning a Mercedes Benz provides. The value of the brand is less about the product itself and transporting passengers, and more about the feeling and status the customer gets by owning the product.

'Will It Blend?' is a video series by Blendtec, which builds on this principle. Blendtec produces industrial blenders. Their value proposition is that they can blend anything. Their viral marketing campaign consists of a series of infomercials demonstrating the Blendtec line of blenders. In the show, Blendtec founder Tom Dickson attempts to blend various unusual items in order to show off the power of his blender.



Figure 9.2 Blendtec produces a series of entertaining videos focused on blending objects discussed in popular culture, such as iPhones

9.4.2 Market research and consumer personas

The sweet spot for content marketing lies in an intercept between the marketing goals of a brand, the brand personality as it guides and differentiates that brand in the marketplace, and the consumer motivation for paying any attention to a brand at all. One device that is used in addressing consumer needs is the development of a consumer persona.

A persona is a profile that a writer creates to embody the aggregated characteristics of the target audience for whom they are writing. It helps to personalise the brand. Personas are based on the profile of users of your content. Creating a profile is all about considering the characteristics of your customers and their needs and desires.

For example, a brand like Philadelphia Cream Cheese could have a couple of customer personas.

On the one hand, it can represent a busy father, who works full time, but still wants to provide healthy and nutritious lunches for his family.

On the other hand, it can represent a young foodie, who wants to try new recipes she finds online from international celebrity chefs to impress her friends at dinner parties.

Each persona would require slightly different approaches when developing content. Both would benefit from videos featuring recipes. But while one would likely appreciate regular, basic options for lunchboxes, the other would probably prefer a celebrity endorsement or a celebrity-hosted video featuring finer, more elaborate meals.

It's important to focus on the motivations of the persona that you may create, rather than exterior signifiers that lead to the creation of a stereotype. With this in mind, reconsider the above personas. A busy father, who works full time, may still be interested in creating elaborate, healthy, and nutritious lunches. Similarly, consider the gendered binary here (i.e. men don't have time to cook, women have all the time). The persona assists you in segmenting

and understanding your target market and is a framework through which you can guide any content that you create.

9.4.3 Creating content themes

Linked to the brand identity are certain themes or concepts. These are areas of focus that support the creation of content that match a consumer’s interest. These themes must be true to the brand essence, not focused directly on sales, and should also speak to the interests of the audience.

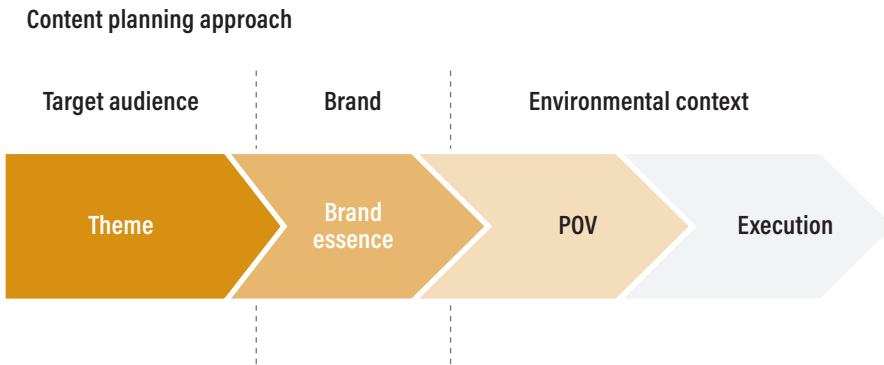


Figure 9.3 Content themes can be considered in line with the brand’s essence, and then situated within the context of the reader

Consider Coca-Cola, for example; consumer interests filtered through the brand essence of ‘taste the feeling’ could result in themes such as refreshment, joy, friendship, and enjoyment.

These themes are then used as the basis on which to develop content ideas.



Figure 9.4 Coca-Cola expresses their brand essence in all of their communications, as demonstrated in the Tweets above

In the above tweet, we can see how a particular content theme was translated into a question that is focused on relationships and family. It also encourages engagement from the audience by asking for their input.

Another example which demonstrates this is how Corona beer brought their brand essence to life through an interactive documentary. The essence of the brand is to live the extraordinary and provide amazing experiences to its customers. The documentary depicted a group of people from Bulin in China, officially the town furthest away from any ocean in the world, encountering the ocean for the very first time. A truly extraordinary and amazing experience, facilitated by Corona. You can view it here: coronaextra.eu.

9.4.4 Matching content formats to objectives

Information can be presented through any number of mediums, which is both an opportunity and a challenge faced by content marketers. Traditional print distribution allows for magazines, pamphlets, and even events. Digital distribution allows for videos, images, interactive infographics, GIFs, live photos, live video, cinemagraphs, and any number of other formats. To gain and keep the attention of consumers/users, it's sometimes not enough to rely simply on text-based forms of content. The role of the content marketer is to select the right medium based on overall objectives, production capabilities, and the needs of the audience. Consider Figure 9.5 on the next page, which illustrates different forms of content that support different objectives.

As discussed in **Chapter 4: Strategy**, determining your objectives is an essential part of your marketing planning; it should feed into your content marketing strategy, and ultimately the business strategy. Understanding the journey your consumers go through as they approach your sales goal will enable you to match content formats to their needs. A humorous video may be successful in initially making potential customers aware of your brand. However, once you have their attention, a research paper or useful case study could be more effective in convincing them that you are the best choice in the market.

PricewaterhouseCoopers (PwC) is one of the largest international financial consulting firms, offering a range of financial services and advice across the globe. Every year they publish valuable content and guides to assist their customers with tax and wealth management. You can find the 2022 guide here: pwc.com/us/en/services/trust-solutions/private-company-services/library/tax-wealth-planning-guide.html.

There are many examples of online journalism using multimedia to convey information most effectively to their users. *The New York Times* has presented a number of different methods for conveying complex information in an engaging manner. 'Snow Fall' by John Branch is one example: nytimes.com/projects/2012/snow-fall/#/?part=tunnel-creek.

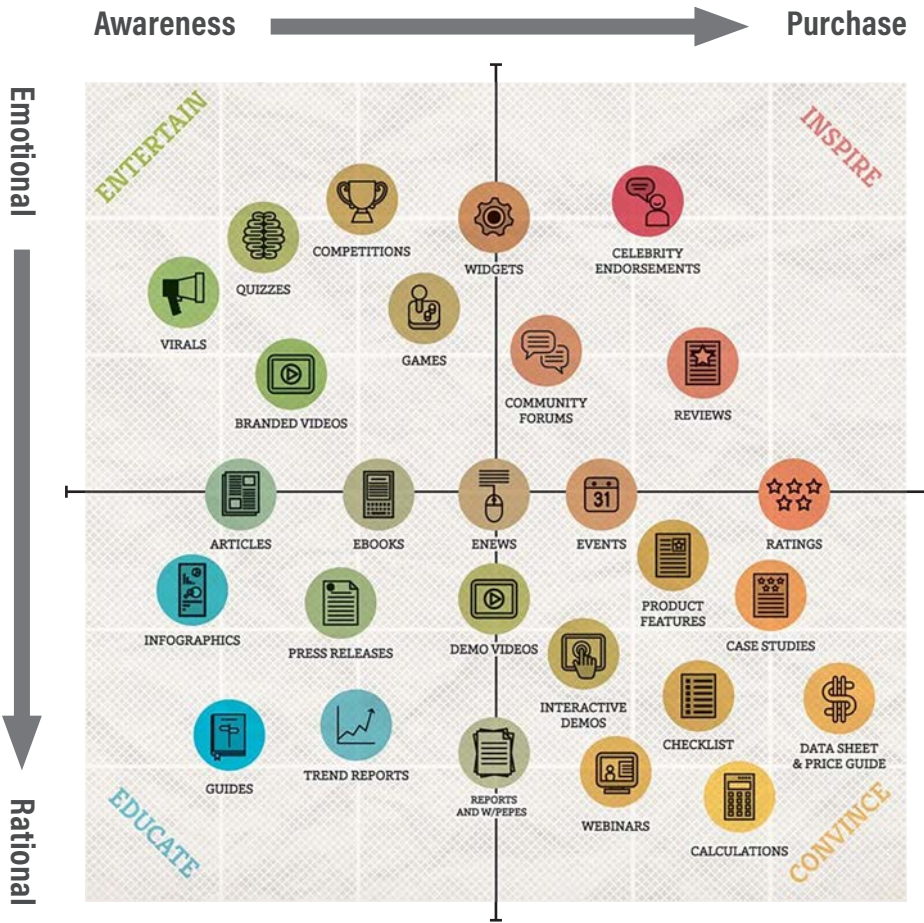


Figure 9.5 Different forms of content will support different objectives



Figure 9.6 The New York Times is a media brand that has embraced interactive media features for presenting complex news stories

The New York Times also often publishes infographics that demonstrate this principle powerfully.

Because users consume content across multiple screens, multimedia is necessary to ensure you keep the audience engaged, and they do not get bored with your content. See this infographic on the importance of exploring different types of multimedia with content marketing: blog.marketingv2.com/the-importance-of-multimedia-content-in-your-marketing-strategy.

To take advantage of these various forms of content delivery, it is necessary to build the correct capabilities. But how do you determine what forms of content you need?

9.4.5 The content audit

Once you have established your marketing goals, your brand personality, and a guiding understanding of who you are trying to reach, the content audit is a necessary but sometimes laborious next step. The content audit involves a review of all the existing content supplied by the brand, such as the website, white papers, articles, videos, and content shared on social media sites.

An assessment can then be made of how well these pieces of content match the strategic needs of the brand, its audience, and the appropriateness to the chosen channel.

While you can either thoroughly immerse yourself in this process or attempt to get a more time-efficient overview, the goal is to map what is currently on offer versus what is needed to achieve the strategic objective. It is important not just to understand what you have and who accesses it, but also how it is currently organised, through which channels, and how often it is accessed by your audience.

Many practitioners suggest the use of a spreadsheet to achieve this. Content can be found to be either mismatched to the goals of the organisation or spot on. Most importantly, you can establish what is missing. Are your customer needs being addressed? Where do the opportunities lie?

9.5 CONTENT CREATION

In 1995 Steve Jobs famously said: “There’s just a tremendous amount of craftsmanship in between a great idea and a great product” (Harris, 2019). It can be easy to assume content creators simply generate imaginative ideas, write (or record) them, and then publish them as a blog post, email message, or other content piece. Let’s dive deeper into creating compelling content, and how to leverage this for maximum engagement with your customers.

9.5.1 Learning from publishers

Referring to a brand as a publisher refers to expanding the function of the marketer or brand manager, and opening up additional opportunities to influence and/or convert. Rather than focusing on the immediate sale or conversion, a publisher focuses on value and interest for the user and building a relationship based on supplying information, inspiration, or entertainment that

suits the customer's needs. Makeup.com by L'Oreal is an oft-cited example of a brand publishing useful tips and content that does not link to a product or sales directly, but demonstrates how the brand can facilitate the lifestyle consumers desire or aspire to. In content marketing, a brand has to give customers more than just the product or service.

9.5.2 Resource planning - thinking like a publisher

Content marketing touches on a number of departments in an organisation. Marketing, sales, customer service, corporate communications, human resources, and website management teams should all be aware of the content marketing strategy for a business. Coordinating content between these teams can be challenging, if not impossible, if turnaround times are tight. This is why it is important not only to look at where content production should live in your organisation, but also to map the workflow of content creation, an essential function. Are designers involved? Where does quality control take place? Where can a piece of content be adapted and reused on a different distribution channel?

Some organisations opt to have a central role for someone to oversee content; others build in-house departments. Factors to consider are budget, creative control, approval and sign off processes, objective perspectives, and full-time versus freelance resources. Whether you are outsourcing to a publishing house or training a team in house, the decision must be made and planned for so that workflow can be mapped to facilitate your strategic needs.

9.5.3 'Always-on' content planning

Given that a large part of the global population is constantly engaging with content via various digital devices and platforms, it is necessary to consider content creation in terms of not only short campaign bursts, but ongoing delivery and engagement. Consider the illustration below.

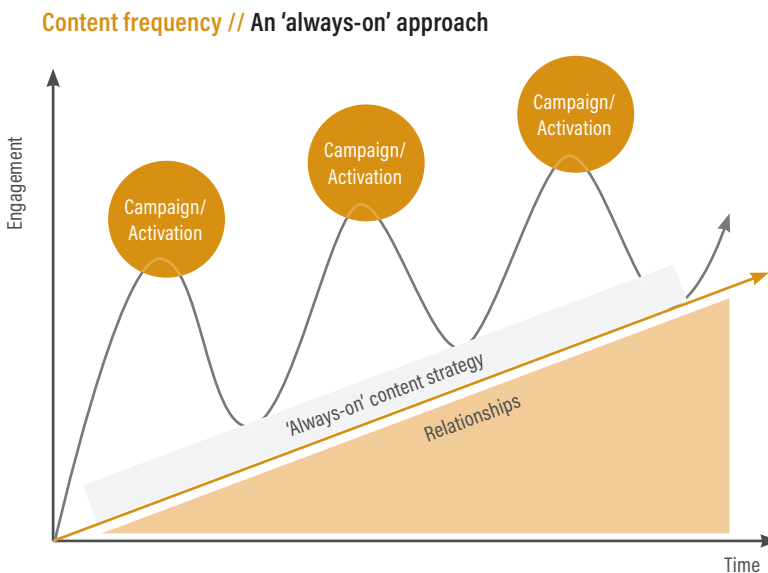


Figure 9.7 An 'always-on' content strategy approach builds relationships and engagement

By constantly engaging with audiences, which is well suited to social media, for example, it is possible to build and maintain a relationship with customers/users. As illustrated in Figure 9.7 constant engagement is built by a constant presence and amplified by shorter-term campaigns.

9.5.4 Content models

Your organisation's content requirements and objectives should determine the structure of your content teams. Do you have a need for ongoing content creation, or are there less frequent, high-input forms of content that will benefit your organisation? There are many models that are constantly evolving, so invest in some research around what will suit your organisation. We have outlined two approaches below, namely stock and flow.

Stock and flow

Stock content refers to bigger, beautiful assets that require more investment and age well, meaning that they will be interesting in six months as well as today. 'Inside Chanel' by Chanel, is an example of this. High-production value documentary type videos are created and sponsored by the brand to achieve awareness and develop brand affinity across its target market. You can visit the Chanel channel on YouTube here: youtube.com/user/CHANEL.



Figure 9.8 The Time of Chanel – Inside Chanel. Stock videos created to achieve awareness and brand affinity

Flow content has a lower production value and a quicker production and publishing time frame. Images depicting what is going on at a business on any given day, for example, freshly baked goods at a bakery, can be placed in this category. Weekly or even daily blogs, as well as event and holiday themed content, would all be considered flow.

Both types of content should be considered for balancing out a content strategy. It can also be useful to consider destination and distributed content, i.e., content that you are either sending out to the world through various platforms and networks, or which pulls your user towards a page on your website or an article on your blog. Rather than focusing solely on driving users to your owned media spaces, such as your website, consider how to create content that engages with your target audience in the spaces and platforms they use online.

9.6 CONTENT CHANNEL DISTRIBUTION

There's no return on investment if your content doesn't reach viewers and readers. Engaging content needs to reach the customer, otherwise all your efforts are in vain. It is not a case of loading more keywords in your content; you also need to understand what constitutes high-quality content for the major search engine's algorithms.

9.6.1 Algorithmic curation

Algorithmic curation is a term that refers to the algorithms that platforms have created for dealing with information overload. Various platforms, like Facebook, Twitter, and the search engine Google, use algorithms to filter out the amount of information that is delivered to users. Each algorithm will use a number of factors to determine what is actually relevant and interesting to the user doing a search or looking at their news feed.

One of the factors that influences whether a piece of content is considered relevant is how much an individual engages with the brand's presence on that platform over time. Posts shared by a Facebook page, for example, may reach only users who have previously engaged with posts from that page through commenting or liking. It is therefore important to create content that encourages engagement and sharing.

Increasingly, SEO and content marketing have to work together if they are to reach their audience and achieve their objectives. Without good content, SEO will struggle, and without SEO even good content will not be seen. SEO approaches content differently to content marketing. SEO wants the content as narrow and focused as possible, so that they can give the right answer to the right user while users are searching. It also recognises the need for enjoyable, shareable content, as this improves search rankings and earns backlinks. Content marketers, however, prefer broader content that focuses on the quality and exposing the content appropriately (Postan, 2016).

NOTE

For more on aligning content marketing and SEO go to this blog post by Outbrain: www.outbrain.com/blog/content-strategy/.

Considering that people post 6000 tweets every second of every day (Polgar, 2021), algorithmic curation becomes a useful solution to package this massive amount of content into a manageable format. However, it also transfers the decision-making power from the individual to the platform. This is perhaps the biggest drawback of this process as the 'platform assumes control of shaping a user's experience with the site and media diet.' We experience what some people call the 'paradox of choice' which holds that too many potential choices degrade our ability to make a selection. Netflix is doing just that with their 'Play something' function that will automatically play a movie based on their algorithm. In this case Netflix is deciding on your information diet (Polgar, 2021).

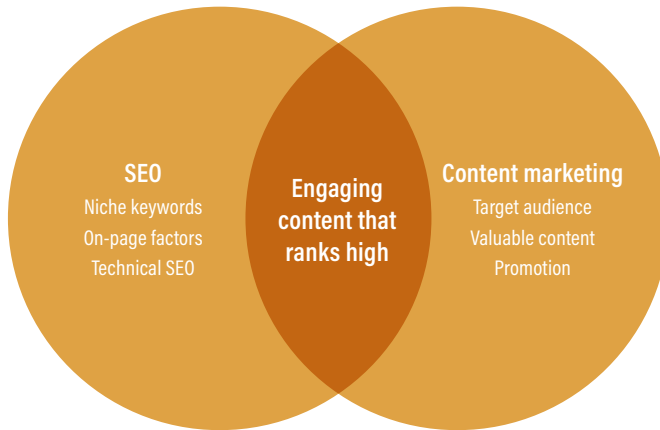


Figure 9.9 Engaging content that ranks highly is achieved when SEO and content marketing work together

9.6.2 Understanding channels and platforms

Understanding the channels through which you share content is as important as the crafting of that content itself. Reaching people effectively will only be achieved if the medium supports the message and vice versa. Social media, email marketing, mobile marketing, and video marketing are just some disciplines that form part of your content creation arsenal. The rest of this book is dedicated to best practice in communicating effectively through the various digital disciplines available to you.

9.7 TOOLS OF THE TRADE

In order to support the ongoing production of interesting content, it is necessary to have some planning documents in place. Consider the following:

Brand style guides

This document guides anyone creating content for a brand at any time. What is the tone of voice and brand personality? How is it best represented visually, and what are the brand colours and fonts? This can be a challenging document to put together, and it usually isn't the content marketer who is tasked with doing so, but is essential to aligning brand communications. It is also a document that tends to be 'live', as it is constantly updated as the brand and content landscapes evolve and new conventions come into play. Brand style guidelines are also referred to as Corporate Identity (CI) or Brand Identity (BI).

Content calendars

Content calendars assist the content marketer in planning the material they will be sharing, across which platforms, and when. The more advance planning is undertaken, the easier it is to react quickly to tactical opportunities.

Social Media Calendar					
	Monday	Tuesday	Wednesday	Thursday	Friday
Facebook	Post link to content from your blog with short update	Share community content	Post an interesting question to the community	Create an original image-based post	Share humorous fun content (cartoon, meme, video, etc.)
		Share a promotional item, special offer, freebie.			Remind people to join your mailing list and the benefits they get if they do.
Google Plus	Share community content	Write a 300-word original piece about a recent development in your industry.	Share community content	Post link to content from your blog with short update.	Post humorous fun content (cartoon, meme, video, etc.)
			Share a promotional item, special offer, freebie.		
Pinterest	Pin community content on your company boards	Set up a new themed board under your company Pinterest account	Pin your own blog or ecommerce content on your company boards	Pin community content on your company boards	Pin your own blog or ecommerce content on your company boards
Twitter	Retweet community content	Compose tweet linking to content from your blog	Compose tweet linking to content from your blog using an image, or link to community content	Compose tweet linking to content from your blog or the community	Retweet community content

Figure 9.10 A content calendar for social media

Workflow map

A workflow map documents the path a piece of content takes when it is created. What are the steps in approval, how is it optimised for digital publishing, who has final sign off? Is it a duplicate of existing content, and where else can it be used? A workflow map assists you in streamlining this process. It is useful to have this graphic overview of the process. The workflow map stipulates the order in which the work is to be completed, and show who is responsible at specific points.

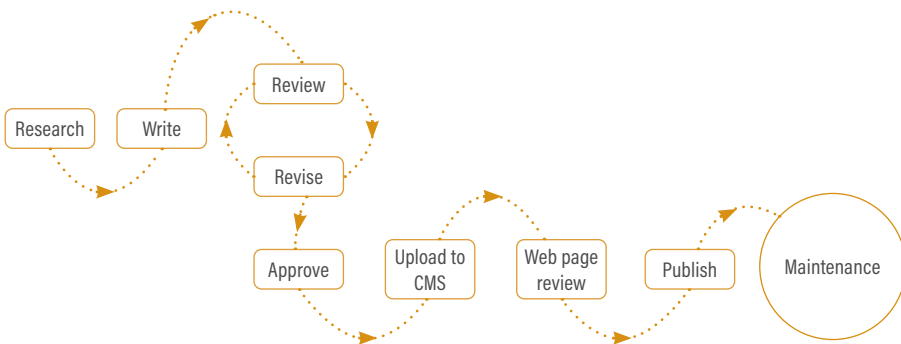


Figure 9.11 A content workflow, mapping the development of content

Persona map

As discussed, the persona map assists content creators in focusing on those for whom they are in fact creating content and what the motivations of consumers may be.

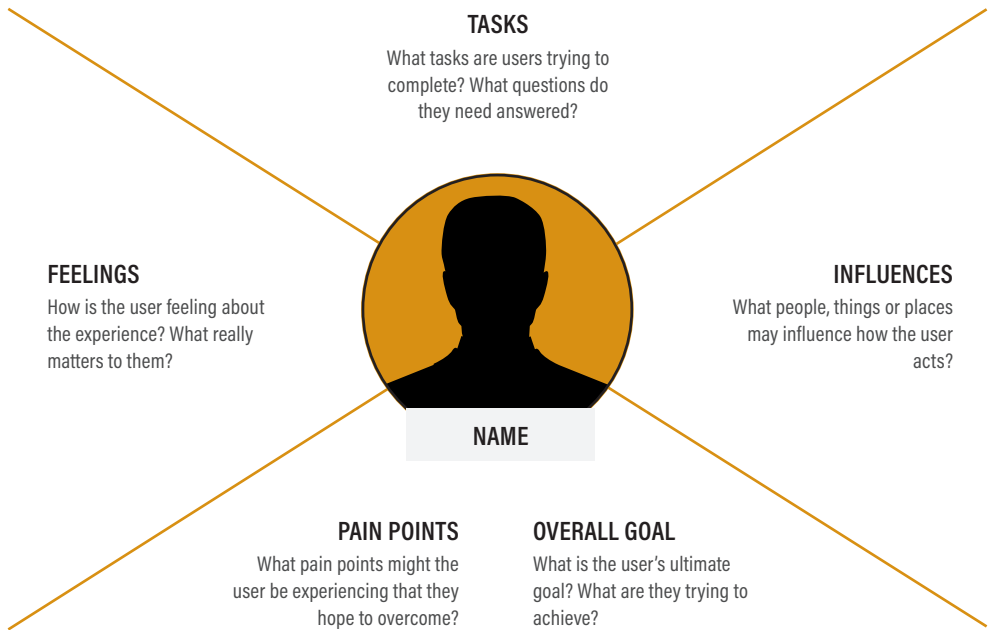


Figure 9.12 An example of a persona map

9.8 ADVANTAGES AND CHALLENGES

Content marketing can position your brand as an expert through the sharing of useful content in your specific field. It also enables you to reach the customer who has a fragmented attention span spread across many devices and content touchpoints.

One of the more powerful benefits is that you can learn a lot about your target consumer through the content with which they do or do not engage. The more targeted and ongoing your content, the more data you can gather about how effectively you are reaching those you need to.

One of the great challenges in content marketing is providing content that is truly interesting and engaging to the right people with the right mix of subject matter and brand. Matching content to the required outcome for your strategic purposes takes dedication and focus. In the context of ongoing content production, it can also be a challenge to maintain levels of quality over time, which is why process and quality assurance steps must be put in place. Consider that the goal is not to create as much content as possible; rather, it is to focus on relevance and content that matches strategic outcomes.

9.9 CASE STUDY: TOSHIBA AND INTEL: THE BEAUTY INSIDE

Toshiba and Intel, two electronic giants, wanted to boost awareness of their respective brands.



One-line summary

Toshiba and Intel paired up to create an extremely successful social storytelling campaign that refreshed the 'Intel inside' slogan and boosted awareness of the new Ultrabook.

The problem

Intel and Toshiba both wanted to create an opportunity to interact and raise awareness with younger consumers, aged 18–34 years old. They knew they didn't want a regular ad, but something that would really engage the audience and get them to interact with the brands.

The solution

The solution presented itself as an interactive social film called 'The Beauty inside.' The film starred real Hollywood actors and was a film about a character named Alex, who wakes up every day as a different person. On the inside, he is the same, but on the outside, he looks like someone different. The story was about the fluid nature of identity and that despite outside appearances, it is what is inside that counts.

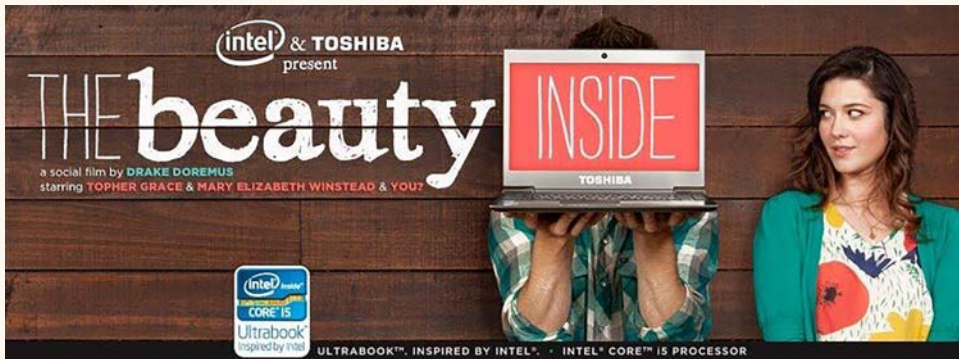


Figure 9.13 'The Beauty Inside' campaign for Intel and Toshiba

The campaign included a strong social element. Due to the changing nature of Alex, he could be played by anyone, and fans were invited to audition via the brand's Facebook application for the role. Those chosen would star in the professionally filmed episodes with real Hollywood actors. Additional audience-created content was also shared in the Alex story on the Facebook page.

Watch this video about this incredible case study: www.youtube.com/watch?v=qyMQIMeSCVY.

The results

Over 26 fans were cast in the film as Alex, chosen from over 4 000 contenders. An additional 50 Alexes were featured on the 'The Beauty Inside's Facebook Timeline.' The content resonated with the audience, and the social nature of the film sparked engagement and shares.

The results of the campaign were:

- 70 million video views
- 97% YouTube approval rating
- 26 million social interactions
- 40% lift in brand perception for Toshiba
- 66% lift in brand perception for Intel
- Increase in sales of 300% during the event, when compared to previous weeks (Digital Training Academy, n.d.).

This case study is a great example of how providing content with strong entertainment value to customers and engaging with them on an emotional and social level, can have dramatic results.

9.10 CASE STUDY QUESTIONS

1. What is brand storytelling?
2. Why do you think Intel and Toshiba chose this option?
3. What, in particular, do you think drove the dramatic lift in brand perception for both brands?

9.11 THE BIGGER PICTURE

Content is a significant component of many digital marketing disciplines. When creating content, you should always keep the principles of writing for the web in mind.

Email marketing: This relies on great content since most people suffer from email fatigue. They will only stop to read emails that they know are of high quality and that provide excellent content.

Social media marketing: This depends also on sharing relevant and valuable content with social fans. While your brand promise may get users to your social page, your ongoing stream of quality content will encourage customers to interact and share, spreading the word about your company. If your content is great and really resonates with your audience, it could go viral.

Search engine optimisation: This is strongly influenced by the quality, frequency, and value of content. Not only will search engines favour your site, but others will choose to link to your content, creating a valuable referrer for your brand.

Video marketing: This is a whole new approach to content, in which you create dynamic and shareable videos specifically tailored to the interests and needs of your audience.

Mobile marketing: This requires that you consider the unique requirements of your audiences across a series of devices. If you understand the role that each device plays in a user's life and buying cycle, you structure content according to user purpose and frame of mind.

9.12 SUMMARY

Content marketing presents a pull mechanism for the marketer rather than a push one. It's a gentler approach to traditional advertising and product or price promotions. Brands must consider their brand identity and the market they are trying to reach in order to create targeted and valuable brand content that delivers on strategic objectives.

It's about more than creating a piece of content. Content marketing strategy looks at how you structure your organisation to create that content and how you match specific types of content and methods of delivery for achieving strategic outcomes.

These ideas need to resonate with people rather than simply existing across an array of media with which they are presented.

9.13 CHAPTER QUESTIONS

1. What is content marketing strategy? How does it compare to business strategy?
2. Why is the customer journey or buying cycle relevant to content marketing strategy?
3. How do you decide what new forms of content your brand needs?

9.14 FURTHER READING

contentmarketinginstitute.com/blog – The official blog of the Content Marketing Institute.

contentstrategy.com – Content strategy for the web.

semrush.com/blog/content-marketing-examples – 27 Examples of Inspiring Content Marketing for 2022

the-cma.com – The Content Marketing Association website; news, research, and case studies on content marketing.

9.15 REFERENCES

Blendtec, n.d. Will it Blend? [Online]

Available at: www.blendtec.com/pages/will-it-blend

[Accessed 25 May 2022]

Bosomworth, D., 2013. The Content Marketing Matrix. [Online image]

Available at: www.smartinsights.com/wp-content/uploads/2012/05/content-matrix.jpg

[Accessed 25 May 2022]

- Bowman, M., 2017. Video Marketing: The Future Of Content Marketing. [Online]
Available at: www.forbes.com/sites/forbesagencycouncil/2017/02/03/video-marketing-the-future-of-content-marketing/#27eb8d106b53
[Accessed 25 May 2022]
- Content Marketing Institute, n.d. What is Content Marketing? [Online]
Available at: contentmarketinginstitute.com/what-is-content-marketing/
[Accessed 25 May 2022]
- Digital Training Academy, n.d. Content Marketing case study: How Intel and Toshiba got an audience of 70 million with social storytelling. [Online]
Available at: www.digitaltrainingacademy.com/casestudies/2015/03/content_marketing_case_study_how_intel_and_toshiba_got_an_audience_of_70_million_with_social_storytelling.php
[Accessed 25 May 2022]
- Halvorson, K., and Traffic, B., 2010. Core Strategy. [Online image]
Available at: conversationagent.typepad.com/.a/6a00d8341c03bb53ef0147e077f98a970b-320wi
[Accessed 25 May 2022]
- Harris, J., 2019. Content Creation Process: The Essential Guide. [Online]
Available at: contentmarketinginstitute.com/2019/09/content-creation-essentials/
[Accessed 30 May 2022]
- Ingserv, n.d. Publish new press release. [Online]
Available at: richardingram.co.uk/downloads/110318_pr_workflow_example.pdf
[Accessed 25 May 2022]
- Klout, L., 2021. 9 Steps to building a Content Strategy that Gets Results. [Online]
Available at: www.outbrain.com/blog/content-strategy/
[Accessed 25 May 2022]
- Liubarets, T., 2013, Is Your Website in Dire Need of a Content Audit? [Online]
Available at: writtent.com/blog/is-your-website-in-dire-need-of-a-content-audit/
[Accessed 25 May 2022]
- Maltoni, V., 2010. Kristina Halvorson, Content Strategy. [Online]
Available at: www.conversationagent.com/2010/12/kristina-halvorson-content-strategy.html
[Accessed 25 May 2022]
- O'Brien, J., 2012. How Red Bull Takes Content Marketing to the Extreme. [Online]
Available at: hmaskable.com/2012/12/19/red-bull-content-marketing/
[Accessed 25 May 2022]
- Polgar, D.R., 2021. What Are All These Algorithms Doing to Us? [Online]
Available at: builtin.com/software-engineering-perspectives/algorithmic-curation
[Accessed 19 June 2022]
- Vipat, R., 2013. Digital Marketing of Nike. [Online]
Available at: www.slideshare.net/ojasvipat/final-digital-marketing-at-nike
[Accessed 25 May 2022]
- We are Cognitive, 2011. Coca-Cola Content 2020 Part One. [Online]
Available at: www.youtube.com/watch?feature=player_embedded&v=LerdMmWjU_E
[Accessed 25 May 2022]

9.15 FIGURE ACKNOWLEDGEMENTS

Figure 9.1: Adapted from Halvorson, K. www.conversationagent.com/2010/12/kristina-halvorson-content-strategy.html

Figure 9.2: Screenshot, Blendtec. n. d.

Figure 9.3: Stokes, 2013

Figure 9.4: Screenshot, Twitter, 2021

Figure 9.5: Bosomworth, 2012 www.smartinsights.com/wp-content/uploads/2012/05/content-matrix.jpg

Figure 9.6: Screenshot, New York Times, 2013

Figure 9.7: Adapted from Stokes, 2013

Figure 9.8: Screenshot, YouTube Inside Chanel, 2017

Figure 9.9: Outbrain, 2017

Figure 9.10: Small Business trends, n.d.

Figure 9.12: UXPin, n.d.

Figure 9.13: Contently, 2016 contently.com/2016/01/06/the-new-hollywood-why-brands-are-making-movies/

Intel&Toshiba logo: commons.wikimedia.org/wiki/File:IntelandToshiba.jpg

10

PLANNING YOUR CONTENT

In this chapter, you will learn:

- How content planning differs from content strategy
- About the importance of content-related research
- How to plan and start creating content
- About the methods used to distribute content.

10.1 INTRODUCTION

Now that you have a solid understanding of the role of content marketing and developing your content marketing strategy, it's time to start planning. You would have learned about the overarching themes, messages, brand essence, and other guidelines that derive from your brand and marketing strategy. For consistency and brand alignment, your content must always adhere to these strategies.

As part of successful content marketing, developing a content plan that produces engaging content is essential because it provides the structure that decides what, when, where, why, and how an activity or initiative will be executed to meet the marketing objectives. A content plan relies on the content strategy to guide its deliverables because it outlines your goals based on your audience, industry, and competitor analysis. Your plan will focus on the details that show what you are going to do and how you will use the resources to achieve the expected goals.

In today's always-on, technology-driven environment, it is essential for any business with a digital presence to connect with people with the right message at the right time. This chapter looks at how to create a content plan that delivers, reaching and exceeding these goals.

10.2 KEY TERMS AND CONCEPTS

Table 10.1

Term	Description
Content audit	An assessment and evaluation of the existing content that a brand publishes.
Content brief	An instructional document that provides the writer with information that guides what is expected from the piece of content to be written.
Content optimisation	The process of writing content in a way that it may reach the largest possible target audience on the web.
Content strategy	The discipline that is responsible for guiding the planning, creation, development, and management of content in line with business goals.
Editorial calendar	A schedule that serves as a central calendar for content producers that shows the content topics, formats, platforms, production timelines, workflows, and deadlines for all involved in the editorial process.
Storytelling	Writing and sharing a story that represents a relatable experience that will interest, connect, and or engage the target audience.

10.3 DEFINING CONTENT PLANNING

The content plan is a complete structure that documents how you will create and disseminate your content for optimal audience engagement and reach. It also outlines who is responsible for creating the content, what the content's purpose is, and how it will impact your overall content strategy. The content plan includes all your marketing assets and data needed to achieve your business goals. You'll use it to research, create, publish, and track your content.

The purpose of content planning is to create meaningful, relevant content that will connect, engage, and inspire your target audience to buy your product or service. It will focus on growing the audience either in numbers or in support of the brand. A successful content plan will consistently attract customers and build brand loyalty over time.

The diagram below shows a content planning approach from the theme through to execution:

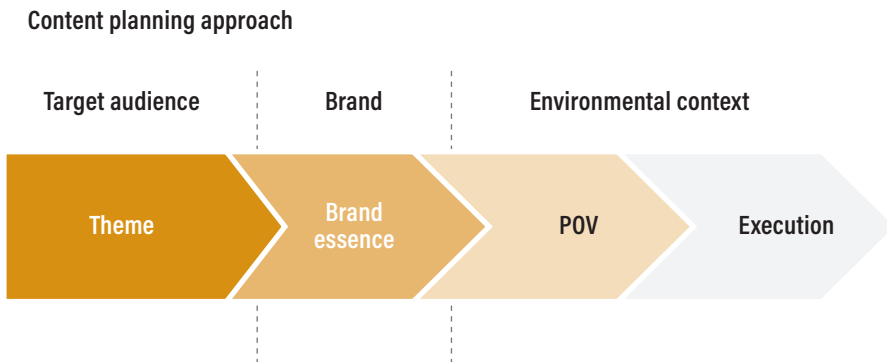


Figure 10.1 Content themes are considered in line with the brand's essence in the context of the reader

When planning your content, use your theme as the basis for your topics to target your audience. Your brand positioning and promise will determine the essence, tone, and style of your content, and the environmental context will influence the point of view (POV) and execution of your content.

As an example, for Coca-Cola, consumer interests filtered through the brand essence of 'Happiness' could result in the following themes:

- Fun and enjoyment
- Pleasure
- Magic.

NOTE

According to Finkle (2019) brand essence is the 'reliable feeling customers come to expect when they interact with a particular brand'. Read his article here: brandmarketingblog.com/articles/good-branding/brand-essence-examples/.

These themes are then used as the basis on which to develop content ideas.



Figure 10.2 Coca-Cola expresses their brand essence in all their communications

In the above tweet, we see how a particular content theme was translated into a statement that is focused on desirable relationships and family. It also encourages engagement from the audience by inviting participation and immediate pleasure for fans to tag a big brand for everyone to witness their moment online.

10.4 CONTENT STRATEGY

Often used interchangeably, content planning and content strategy really are different concepts. Your strategy will guide content planning and development for the marketing channels where your content will live to deliver against a specific business objective. It will include how you will set out to achieve the different content marketing goals.

NOTE

A successful content marketing strategy is guaranteed to help you drive traffic, increase conversions, and really establish your brand online. Read this article: edgy.app/5-essential-elements-of-successful-content-marketing-strategies.

Content strategy focuses on application to achieve your objectives. It may also be more comprehensive than the content marketing strategy, because it should include all the content that exists in the business, in addition to the content that you will be creating.

Your content strategy will answer the following questions:

- Who are your users?
- Who are your competitors?
- What do you bring to the table?
- What do you hear from your target audiences?
- What content do you already have?
- What is the purpose of your content?
- How often should you be publishing?
- How will you distribute your content?
- Who oversees your content?
- Who will produce your content?
- Who is going to maintain your content?
- Who is responsible for the results?
- What is your destination?

NOTE

Read more about this here: “13 Simple Questions to Help You Draft a Winning Content Strategy”: copyblogger.com/winning-content-strategy.

Your content plan will put all the answers to these questions into action.

10.4.1 Content themes

Content themes, or pillars, should form part of your content strategy. You can focus on key themes or topics to guide your content production rather than trying to write about everything under the sun. Make sure they are themes that tie back to your brand in some way; relevance is key in building your brand’s community through content and storytelling.

The themes you choose should be underpinned by your brand essence, which acts like a branded ‘filter’ through which you view that content theme. This way, whenever you create content, it ties back to the brand via one of the content themes.

A brand could, for example, have innovation, sustainability, and people pillars – these would tie into the brand essence, and each piece of content they create would relate to one of these themes in some way. A car brand and an alcohol brand could both use sustainability as pillars, but their content execution would differ based on brand essence. You need about three to five pillars to give you enough structure but also some leeway in the content you can create.

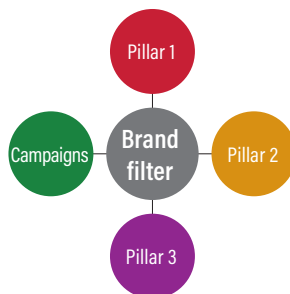


Figure 10.3 The brand essence needs to underpin and be the focal point of every content theme you create

How do you create your content themes the right way? In earlier chapters, you learned about your brand essence. What is your reason for being? How can you connect that with the interests and needs of your customers? How can you create an emotional connection with them? This brand essence will contribute to your choice of content themes.

The themes also need to be relevant to your target market. For example, a financial institution isn't going to offer information about new recipes – this could have a negative impact on their credibility. However, a small business with a lot of face-to-face interaction with customers could share some behind-the-scenes insights on a regular basis.

Let's look at an example. A brand selling energy drinks has the brand essence 'energy for people on the go'. The target market is adults who work hard and play harder, and who earn enough to have some luxuries in life. The content pillars will focus on this. They could choose:

- Extreme sports
- Work life
- Living the high life.

These themes will give you direction for the content you create for your communities on social media. A content pillar called 'music', with the brand guiding it, will go from a generic concept of music to something that can be inherently tied back to the brand based on its brand essence.

NOTE Read more about content pillars here: semrush.com/blog/building-high-performing-content-pillars/.

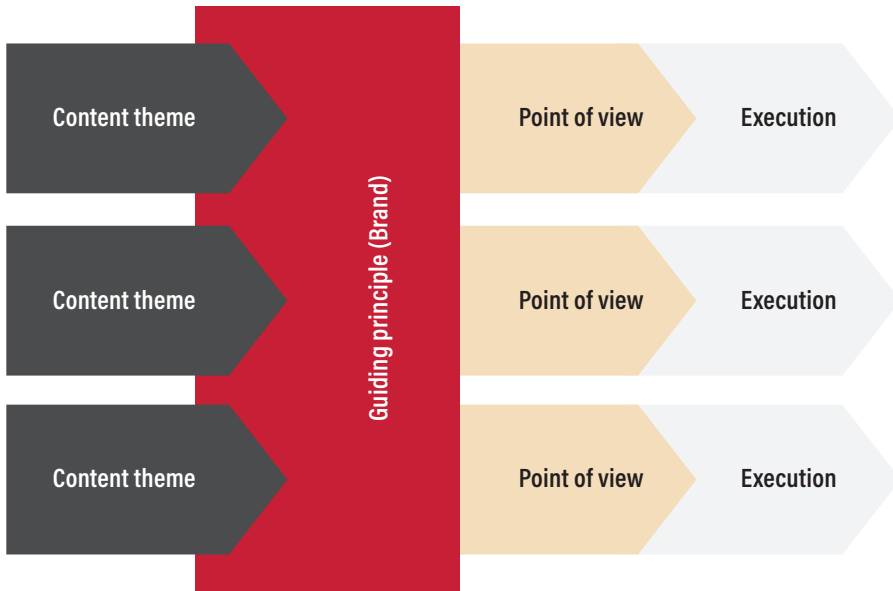


Figure 10.4 The content theme informed by the brand essence to create a point of view that leads to the content execution

10.5 CONTENT RESEARCH

Before you start to think about creating your own content, you need to do some research to make sure you know exactly what you want to communicate, to whom, when, where, and how. To do this, you will use the information from your content marketing strategy that will include:

- Your brand essence
- Your audience
- Your customer experience
- Your marketing objectives and goals.

What's left? You still need to know what kind of content you already have so that you can decide what you still need to create. This requires a content audit.

10.6 CONTENT AUDIT

A content audit is a thorough account of all the content your business currently has, where the gaps are, and what needs to be created going forward. As with any project, it's vital to figure out where you stand before you can start moving forward. Here's the step-by-step approach to performing a content audit:

Step 1: Make an inventory of existing content

Examine all the brand's existing channels, including online, mobile, offline media, advertising, brand collateral, and any content published elsewhere on behalf of the brand, like press releases or interviews.

Look for any content publishing or output channels that are already in operation. For example, you may have a monthly email newsletter for which you create content articles or news pieces. Social media is another channel that may already have a content production process in place, even if it has not been formalised under this name.

Any manuals, handbooks, help guides, or other customer support materials that your company has produced are also content.

List all the content that you find in a spreadsheet and be as detailed as possible. Include the following:

- The subject matter of the content
- Its format (e.g., image, video, infographic, research paper)
- The channel it is published on (e.g., website, blog, brochure)
- The quality of the content
- The purpose of the content (e.g., educational, promotional, informational)
- Whether the content is still current and relevant or out of date
- Whether the content can be reused or not (considering any rights or exclusivity deals)

- For online content on your website, include some web analytics data, like how many views and links the specific web page has.

Step 2: Identify gaps and problems

As you catalogue your content, you will pick up problematic content and areas where something is missing. You may find no content that addresses a key customer persona, or you may have discovered that you have focused too much on awareness without creating excitement and purchase intent.

To help you identify any problems as you work, ask:

- What are the business goals and objectives for each channel? Are they being met effectively?
- What are the customer's goals and needs from the channel or content? Have these been addressed?
- Are there any likely problems, points of confusion, or complexities that the customer is likely to face? Have these been explained or mitigated adequately?
- Is existing content valuable, interesting, and relevant? Can it be improved, perhaps through multimedia like images, videos, interactive tools, or downloads?
- Is the content formatted to be accessible on the relevant devices that customers are likely to use?
- Is the level of information uniform? For example, do all product pages have a help guide, features list, or explainer video?

Make note of any kind of content that the brand needs but doesn't have. Perhaps a new product lacks a user guide, or the company's 'About us' page is entirely out of date.

Step 3: Fix the problems

Now that you know what the problems are, you're unlikely to have the resources to tackle them all at once. To begin, catalogue them in order of urgency and importance. Three categories should do it:

1. **Must be fixed immediately:** Some gaps or problems need to be addressed straight away, like missing key product information or customer support materials. These should be addressed by engaging your content creators and providing them with the business need and persona to address as soon as possible.
2. **Can be addressed through ongoing content creation:** Since you're about to embark on a long-term content strategy, think about whether any of the problems can be addressed by the content you plan to create, and move this up the queue. For example, customer support materials can be generated through blog posts, forums, videos, and more. You could even make this a regular content feature ('top questions of the week').
3. **Not urgent:** This is a 'nice-to-have' that can wait until someone has a free moment. It can be slotted into the content production schedule without disrupting existing workflow.

10.7 CONTENT MARKETING WORKFLOW

Once you've done your content audit and know what elements need to be added to your overall content plans, you will still need to know exactly what process any piece of content goes through when it's created, and who's involved. That's the content marketing workflow. You should identify three phases:

1. **Planning:** Major decisions will be made and research performed here. Consider timelines, content types, objectives, possible destinations, and consultation with experts.
2. **Creation:** The content team works on producing the content. Different media has different timelines and production processes. For example, a blog post can be written in a few hours, a video could take days or weeks, and a conference could take even longer.
3. **Quality control:** The finished content should be checked and approved by relevant experts and gatekeepers before it is published.

NOTE

Online tools like Percolate by [Seismic.com](https://www.seismic.com) can help manage this workflow.

Think about this example: A free online guide would start with expert consultation and research, an outline that would need to be approved by the expert and the marketing manager, and images that would need to be briefed in with the designer and scheduled with their line manager. Several drafts of writing later, you'd need to do some copy editing, layout, expert review, managerial approval – and then, assuming no changes are necessary, you could publish it.

10.7.1 Planning

Content planning requires examining multiple aspects of where your content will be placed, what will go into it, and how often it will be created. Your end goal is to create a content calendar and conversation plan.

Know what you have

You can't create content without the right resources to do so. Know what you have available, and what you might need for any content you come up with. The Content Marketing Institute points out three components you'll need to consider:

1. **Talent:** You need writers, researchers, developers, designers, and outreach specialists (relationship-builders)
2. **Tools:** You will need tools to help you manage and collaborate as a team
3. **Operations:** You need to consider the following:
 - **Organisation:** Focus on strong objectives and have processes written out
 - **Measurement:** Measure according to established metrics
 - **Feedback:** Consult with your team; should be able to provide feedback as well. Don't rely *only* on metrics.

Matching content formats to objectives

Information can be presented through any number of mediums, which is both an opportunity and a challenge that content marketers face. Traditional print distribution allows for magazines, pamphlets, and even events. Digital distribution allows for videos, images, interactive infographics, GIFs, live photos, live video, cinemagraphs, and any number of other formats. To gain and keep the attention of consumers/users, it's sometimes not enough to rely simply on text-based forms of content. The role of the content marketer is to select the right medium based on overall objectives, production capabilities, and the needs of the audience. Consider the illustration below:

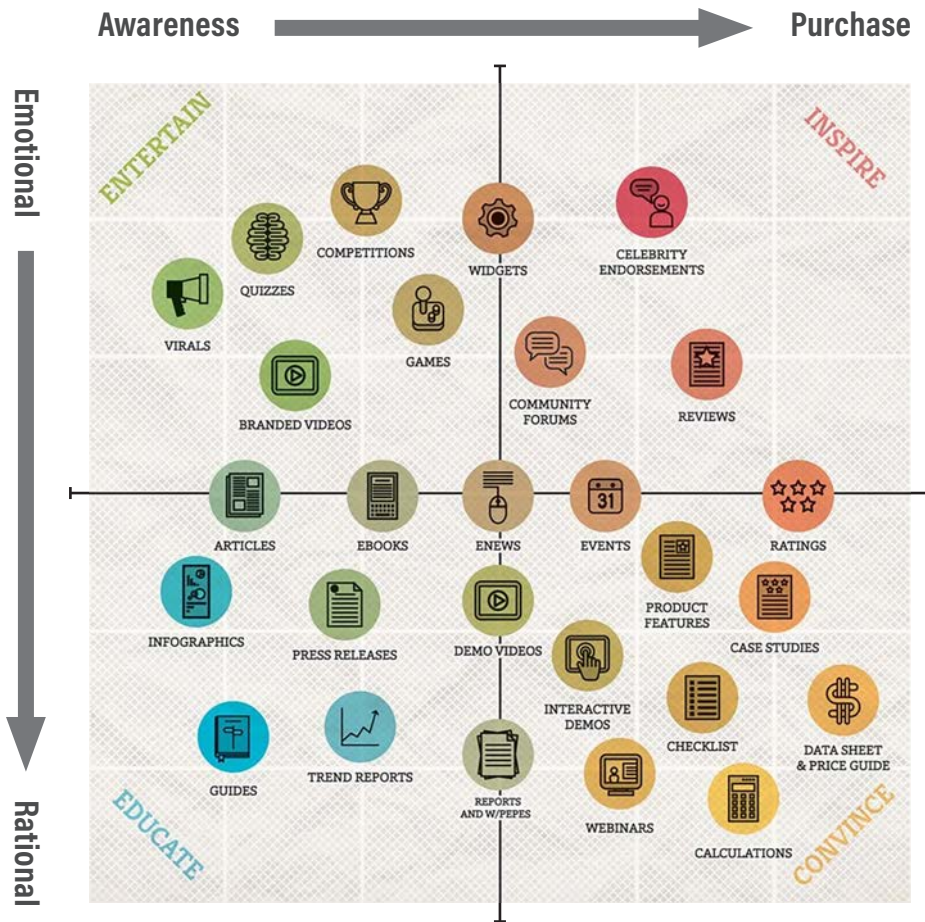


Figure 10.5 Different forms of content will support different objectives

As discussed in **Chapter 4: Strategy**, determining your objectives is an essential part of your marketing planning. You should feed into your content marketing strategy and ultimately, the business strategy. Understanding the journey your consumers go through as they approach your ultimate sales goal will enable you to match content formats to their needs. A humorous

video may be successful in initially making potential customers aware of your brand. However, once you have their attention, a how-to guide, thought leadership pieces, or useful case studies could be more effective in convincing them that you are the best choice in the market.

Deloitte Touche Tohmatsu Limited, more commonly known as Deloitte, is a multinational professional services network with offices in more than 150 countries in the world. As a multifaceted global entity, Deloitte positions itself as industry thought leaders and trusted experts. The brand regularly publishes its insights using articles, videos, podcasts, and interactive presentations to support their industry reports, analyses, and reviews.

You can view their latest Tech Trends 2022 report here: www2.deloitte.com/content/dam/insights/articles/US164706_Tech-trends-2022/DI_Tech-trends-2022.pdf.

There are many examples of brands that use multimedia to convey information effectively to their users. In the above example, Deloitte packages their Tech Trends report with a host of relevant, supporting online content – offering the reader options to understand the context of the report, including articles, analyses, video, and the report itself: www2.deloitte.com/us/en/insights/focus/tech-trends.html.

Because users consume content across multiple screens, multimedia is necessary to ensure that you keep the audience engaged, and they don't get bored with your content. Take a look at this infographic on the importance of exploring different types of multimedia with content marketing: blog.marketingv2.com/the-importance-of-multimedia-content-in-your-marketing-strategy.

To take advantage of these various forms of content delivery, it is necessary to build the correct capabilities. Firstly, you will need to determine what forms of content you need.

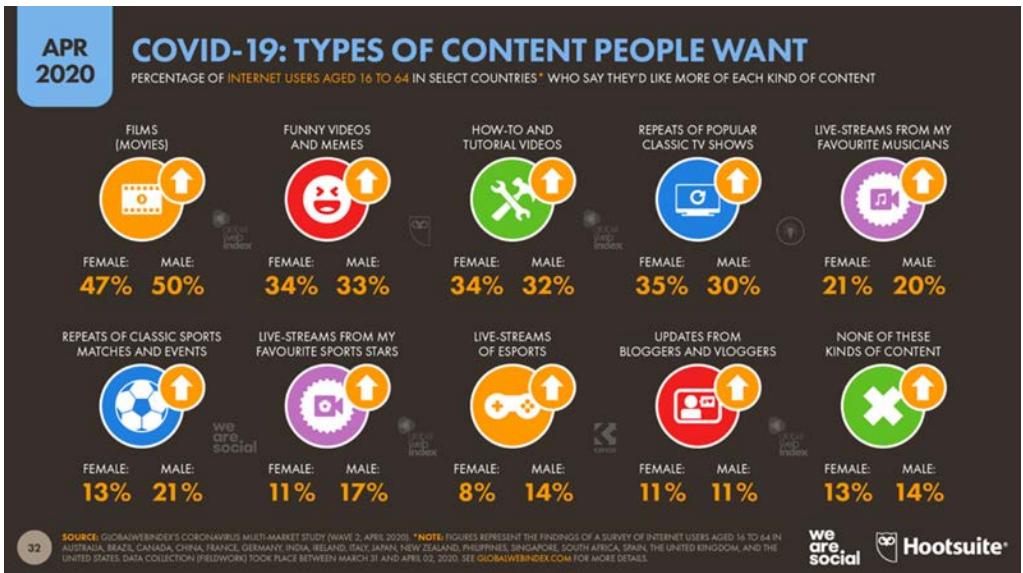


Figure 10.6 Results of a data collection study that asked what types of content people want

Editorial calendar (content plan)

We’re about to introduce you to the terms editorial calendar, content calendar, and conversation plan. These terms are often used interchangeably by content marketers, but we’ve done our best to differentiate them for you.

An editorial calendar, or content plan, is a broad, longer-term outline of the content the brand plans to publish, based on its content pillars or themes. It has many benefits:

- You can schedule content in advance, ensuring that everyone agrees with deadlines, format, and theme.
- You can identify gaps in your content schedule so that you can fill them before it becomes a problem.
- You can plan around key company news and other scheduled events, like a conference, public holiday, or historical date. You can also keep track of significant sports events, festivals, holidays, and more.
- You will have room for structured flexibility. For example, if you have two product reviews planned for month end, and one product makes the news, you can change the order in your schedule without any confusion.
- It creates and manages audience expectations. Regular posting of specific kinds of content on specific channels and themes can give your fans a sense of familiarity, confidence in your brand, and anticipation.

HubSpot		TOPIC/TITLE	CONTENT/DETAILS	KEYWORD(S)	TARGET PERSONA(S)
MONDAY					
		12 Revealing Charts to Help You Benchmark Your Business Blogging Performance [NEW DATA]	Explain importance of blogging and how to benchmark your efforts to guarantee success	business blogging, blogging benchmarks	Owner Ollie, Mary Marketer
TUESDAY					
		Top SEO Tips Straight From the Industry Experts [INFOGRAPHIC]	Highlight SEO tips through expert advice while promoting complete guide	search engine optimization, SEO	Owner Ollie, Mary Marketer
WEDNESDAY					
		How to Craft the Right Questions for Your Next Marketing Survey	Use an excerpt from the Marketing Surveys ebook to provide readers beneficial survey best practices	marketing surveys, survey marketing	Owner Ollie, Mary Marketer
THURSDAY					

Figure 10.7 A content calendar from HubSpot

Content calendar (conversation plan)

A conversation plan is a more comprehensive, shorter-term version of an editorial calendar. In the content calendar you zoom in on one week or month in your editorial calendar to see specific details. This plan doesn’t have to cover every single post for the month – you want

some room for changes and flexibility – but you should list at least a few planned posts per week for a month. Conversation plans can be created in a table as a word document or in an excel spreadsheet and should include some basic information.

POSTING DATE	DAY	CONTENT BUCKET	SOCIAL PLATFORM	
			FACEBOOK	TWITTER
1/03/11	Mon.	Mom conversation starters	The new year is a great time to evaluate your family's eating habits. What changes are you making?	Healthier snacks, organic ingredients...what are your family's new year's food resolutions?

Figure 10.8 A piece of a conversation plan from the Content Marketing Institute

Kevin Lee (n.d.) outlines some benefits of planning your content in advance as well as some tips on how to do so and Sprout Social gives some tips on using a content scheduler.

10.7.2 CONTENT CREATION

Once you have all your research done, it's time to start thinking about content creation. You can have a vague idea of the content you want, but you shouldn't start developing until you've thoroughly planned out your content. In the content creation process, you will identify a new topic that you want to write about, in line with your brand and content theme, and decide the form you want the content to take before creating it.

There are a few easy steps you can follow to create content for your brand and marketing objectives:

1. **SEO research:** Write quality content over a long period of time to ensure your brand ranks high in search engines. Keyword research will also help you decide on what content you want to create based on your search for specific phrases online.
2. **Ideation:** Once you've decided on the keywords you want to target, it's a good idea to brainstorm some content ideas. These will follow the content themes and topics in line with your brand and marketing strategy. Using all of your ideas, you can start populating your content calendar.
3. **Writing/Creating:** Always remember to write to your customer. Use titles and keywords that would appeal to your audience in ways that resonate. Think about creating something unique, but stick to one idea that will successfully carry through your message.
4. **Editing:** This process is important to maintain your tone, style, and brand persona. It also ensures consistency in how you communicate with your audience and what they have become accustomed to hearing about from you. Consider having someone else look at your content too – you may find the feedback useful.
5. **Uploading:** Once you have your content written and ready, share it on a common drive or content management system for the team to view, or to simply store it for later. This is valuable for storage, tracking, and measuring.

6. **Publishing:** This step of the process seems simple enough but often, requires some thought. You may want to publish your content immediately or save it for the optimal time to publish. You may also use this step to plan ahead for future announcements, reminders, or similar.
7. **Promoting:** To promote your content, think about where your customers are and use those channels. Whether they are on Facebook, Instagram, TikTok, or YouTube, it's important to advocate your content to reach, connect, and engage.

Writing tips

We have already covered copywriting basics in an earlier chapter. Here are some reminders and few quick tips:

- The length of your content should match the platform. Twitter needs shorter text posts than Facebook (though Facebook posts should be short as well!). YouTube can support longer videos than Instagram or Snapchat. Blogs can support longer articles than social media.
- Make your writing scannable.
- Write content that your audience wants to see. Do some research to find out what they're lacking.
- The topic of your content should match the platform. Snapchat and Instagram are both highly visual, but Snapchat is far less formal and carefully arranged.
- For longer content, make sure your headline or subject line (for emails) is enticing and exciting.
- Write content at a frequency that matches your chosen channel.
- Research hashtags before you use them. Several tools can help you find hashtags that are current and will help you get your content found.
- Use keyword, and theme your content.
- Check spelling and grammar! Very little makes a brand lose credibility faster than simple misspellings, particularly on short content.

Curation vs. creation

Creating content means producing your own tailored content for your brand. Curating, however, is collecting content from other sources and posting it – with the correct attribution – on behalf of the brand.

A mix of curated and created content takes pressure off the content team to constantly create something new, especially in a market where it's difficult to come up with completely fresh and unique material. It also allows the content team to spend more time and resources on the brand's created content.

Curating content in the age of social media is standard practice if you give proper credit to the authors. Trusted curators can amass a large following because they provide the valuable service of condensing a lot of digital noise into a few hand-picked pieces. Even without creating your own content, curation can help you become an opinion leader and key influencer.

Although it can be faster and easier than creating your own content, curation takes time, diligence, and care. You have to find the best sources and consult a really wide variety of resources, as well.

Technology can help you with curation and creation. Listening to online conversations, by following them on social media, researching Twitter hashtags, or doing general social listening, can give you a great idea of where to start.

Twitter lists are curated groups of Twitter accounts. Consult the following website and create your own: help.twitter.com/en/using-twitter/twitter-lists.

Google Alerts is a tool that helps you check for internet activity around certain keywords or search terms. You can find their guide here: [wikihow.com/Use-Google-Alerts](https://www.wikihow.com/Use-Google-Alerts).

Even when you're sharing other people's content, make sure you include your own take on it. Your followers need a reason to be following you rather than the source of the content. Don't be afraid to take a stand and add your own insights.

Hootsuite has put together The Complete Guide to Content Curation to make sure that you're curating content ethically in 2022 that you can find here: blog.hootsuite.com/beginners-guide-to-content-curation/.

10.7.3 Channel planning

A channel is the place where your content will be published. This can include, among others:

- Email newsletters
- Social media (which includes all social media platforms, from Facebook and YouTube to Pinterest, TikTok, and Google+)
- Your website
- Blogs.

Social media is one of the most important channels to consider since it takes up a huge amount of people's overall time online. Most consumers expect brands to be active on around three social media platforms, with Facebook topping the list.

Each social media platform appeals to a different audience and is capable of different forms of content delivery. You need to make sure you select the right platform for you. Think about who uses each platform and whether it fits in with your objectives. Research to find out where your target audience is. Remember, you need to go to them rather than expecting them to come to you. Get to know your audience; you should know that Gen Z or Zoomers are extremely online. Zoomers use social media to learn about new brands, whereas 73% of Baby Boomers use it to stay connected with family and friends (Sproutsocial, n.d.).

NOTE

Read more on social media preferences by generation here: sproutsocial.com/insights/guides/social-media-use-by-generation/.

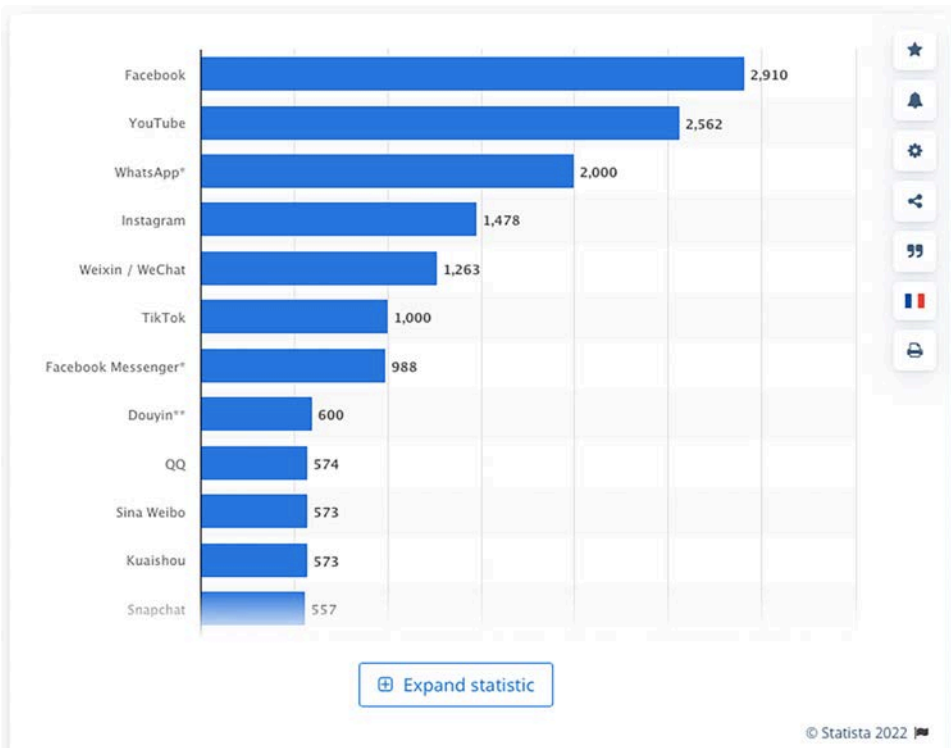


Figure 10.9 The global most popular social network in 2022

You might find that the organic community that forms around your brand on a social platform is not your intended audience, so you'll have to think carefully about how to appeal to your target users. People use social for many reasons, and it appeals to a variety of personality types. You'll probably want to target different types of social media users. Consider who you're looking to attract, and remember that this will have an impact on the kind of content you create.

You'll also need to consider which channels and platforms your competitors are using. Is it worth being present on the same ones? Do they have an audience similar to yours? Is their presence on each channel successful?

Consumers will experience your story across a range of channels, both digital and offline, and you need to remember that as you set up your content.

NOTE

Warning! We've discussed channels separately here, but you should not start your content planning with a channel and work your way back. Instead, you need to pick the channels (plural) that work well for the content that you want to create.

Platform or channel

Begin with which platform or channel the post is being written for, while considering post frequency. Post often enough to keep your customers interested, but not so often that you

annoy them. Some research shows that for smaller businesses, posting more often means a higher number of overall clicks, but reduced engagement per post.

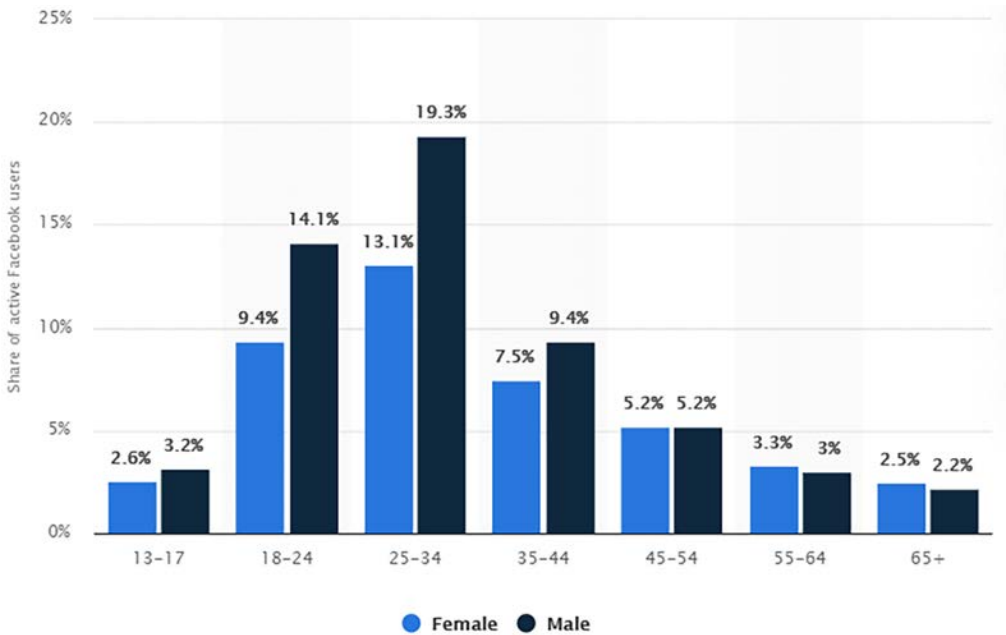


Figure 10.10 Different age groups prefer different social media networks, but Facebook is popular across generations

You will need to test to see which frequency works best to maximise engagement for your brand. Remember that the ideal frequency will vary by platform. The following posting frequencies are a good place to start:

- **Facebook:** 2 posts daily
- **Twitter:** 5 or more posts daily
- **Pinterest:** 5 posts daily
- **LinkedIn:** 1 post daily
- **Instagram:** 1 post daily.

NOTE

Buffer Social gives some more detail in their article: buffer.com/library/how-often-post-social-media/.

With blogs or email newsletters, be less frequent. Email newsletters in particular can annoy customers if they arrive too often.

Date and time scheduling

Once you know how often you want to post, you also need to decide which days and times are important to post on. Again, this will vary according to your content, live campaigns, and audience. You should test to see what works best.

NOTE

Want stats and suggestions for the best time and day to post? Check out this article: blog.hubspot.com/marketing/best-times-post-pin-tweet-social-media-infographic.

Post copy

Here you will write out the actual copy that will form the content post. Remember the limitations of each channel and platform, like word or character count. For social media, tag other brand profiles referenced in your post by adding the brand handle and including the @ sign. You could even include the list of hashtags you'd like to include for Twitter, Instagram, and Facebook. If your post includes a link (URL) alongside your copy and an image, use a customised link shortening tool like bitly.com to make the link destination clear to your audience. For blog posts and email newsletters, hyperlink anchor text so that the link destination is clear.

Image reference

Different social media platforms use different image sizes, so indicate the necessary size of your desired image.

Include an idea of what kind of image or video you want to use as a guideline for the designer to create, or a direct link to the image or video itself.

NOTE

Check out Hubspot's guide to social media image sizes here: blog.hubspot.com/marketing/ultimate-guide-social-media-image-dimensions-infographic.

10.8 APPROACH

Now that you know which channels you want to use, you can't just jump in and start posting. You need to know what kind of approach you're going to take. There is no definitive approach to content marketing. Let's look at a few models, though sometimes contradictory, so that you have some idea of how to apply, merge, and adapt them to your brand.

10.8.1 Stock vs. flow content

Stock content is your brand's permanent, timeless, and often expensive content. This is usually created with high production values, made to last and to represent the fundamental qualities and values of your brand. This might include an 'About us' video, a prospectus, or a brochure. This content populates websites and offline marketing materials.

Flow content is the fun, quick, and disposable content that the brand creates. It tends to be cheap to create and is intended to be timely and shareable so that the brand can produce it regularly. The content shared on social media, blogs, and email newsletters is usually flow content, which can include short text posts, photos, and low-production-level videos.

Flow content can move at different speeds, depending on the medium. Twitter and Facebook posts, for example, generally become obsolete in a matter of minutes, while a blog article can be shared and relevant for a week or more.

If you're not sure whether a piece of content is stock or flow, simply consider whether it will still be relevant a year, two years, or even ten years from now. If it will be, it's probably stock.

Look for the difference between direct brand promotion and contextual content. If it's based on current events, competitions, user-generated content, or short-term how-tos, it's probably flow.

10.8.2 Always-on vs. flighted

A flighted marketing campaign is a specific, once-off marketing push to promote a specific product, special, or deal. Someone who sells flowers will probably have a Valentine's Day-themed campaign in early February. Flighted campaigns carry a specific message and are time-bound. They end after the objective has been achieved.

Always-on content is not built around a specific product or promotion but is rather the general, regular content the brand posts online, including social media, blogging, and email newsletters.

NOTE

dennysdiner.com has an excellent always-on content plan that engages its followers in a way that appeals to them.

As a content marketer, you have three options for how to allocate your content marketing budget:

1. Always-on or continuous content
2. Flighted content
3. A mix of both, also known as pulse content.

In digital, you will find that a mix of both is probably the most effective, which means always-on content punctuated by strong, customer-focused campaigns. The always-on content keeps customers engaged and maintains your share of voice in between your bigger marketing pushes, keeping general engagement higher and reducing the intensity of the dips. Refer to Figure 9.7.

NOTE

onedayonly.co.za has some great pulse content for you to check out.

10.8.3 Tactical marketing

Tactical marketing (also known as real-time marketing) is challenging, but it can be a worthwhile content approach if you can devote the time and resources to getting it right. Tactical marketing means creating real-time content around events, trends, and memes that are currently happening to take advantage of the buzz.

Great real-time content should be:

- **Relevant:** Trends change fast; don't miss the moment. Make sure your trends are relevant to your audience, as well.
- **Insightful:** You need to add something to the discussion or add some kind of value, even just humour, rather than take advantage of it.
- **Tasteful:** The content you create needs to be sensitive to the trend you're capitalising on.

South African fast-food brand Nando's, for example, often uses current news to guide its content:



Figure 10.11 Tactical content created by Nando's, one referencing forced blackouts due to an error by Eskom, South Africa's electricity provider, the other referencing a politician swearing in Parliament

10.9 MEASURING YOUR CONTENT

It is impossible to know whether or not your content is achieving the objectives you've set out without measuring its performance. Measuring content performance against your goals will help you decide what works and what needs to change. We cover some of the most effective ways to measure content in this section.

10.9.1 Objectives and KPIs

In general, the objectives and KPIs of the content plan will be specific to each business and are derived from your marketing plan. As a standard, when it comes to your content strategy, you need to know what you want to achieve to measure the following:

- Audience reach through views, page visitors, and time spent on the platform
- Audience engagement and activity, including likes, comments, shares, and conversation
- The number of leads reached and generated (sign-ups and/or sales).

Let's examine this in a bit more detail.

10.9.2 KPIs and metrics

Whereas KPIs measure progress toward specific goals, metrics relate to the performance of your content.

KPIs

A key performance indicator (KPI) is a metric that you use to see whether your tactics are meeting your objectives. Deciding which KPI is important for each objective will help you focus on what matters to a campaign.

KPIs answer the question: “What data do we need to look at to see if goals are being completed?”

KPIs are determined per tactic with an eye on the objective.

The goals for our website traffic campaign were:

- Arrive on the website (this is the most important one!)
- Spend at least 2 minutes on the website
- Click/act on a CTA.

What do we look at to see if it's achieving these goals? What are our most important metrics?

Overall, we would want to look at:

- Number of website visitors
- Average time on site
- Number of conversions (clicks on a given CTA).

We also want to look at metrics specific to the tactics we're using, though, as long as those are also relevant to the objective we've chosen. So we may want to consider:

- Content marketing
 - Most frequently visited page (to indicate which content is most successful)
 - Time spent on specific pages
- Social media (with paid promotion)
 - Reach
 - Shares
 - Clicks to website
 - Cost per click or cost per mille (CPM – cost per thousand views)
- SEO
 - SEO ranking.

Note that none of these are about how many people liked or commented on the posts or how many followers we have. There's an important difference between vanity or ego, metrics, and performance metrics. A vanity metric might make you feel good about the content you posted, but it doesn't really have any impact on ROI. A performance metric is how you establish

whether your content marketing is effective. While the exact figures have changed since this was published, the Content Marketing Institute's annual study underlines this difference.

Metrics

A metric is something measurable that relates to the performance of your content. To measure in line with your business objectives, it is important to start by setting clear goals. Once you've completed your content audit, you will be able to set specific, measurable, achievable, relevant, and time-based (SMART) objectives for your content. [Semrush.com](https://www.semrush.com) published the Essential Content Metrics to Track in 2021 that provides a guide to measure and analyse content performance for success:



Essential Content Metrics to Track in 2021

1. User behavior



PAGEVIEWS

The total number of times a particular page on your website was visited. Lets you understand what kind of topics attract the most attention from your audience.

USERS

The total number of people who visited your website during a set period of time. Allows you to estimate the size of your audience.

NEW AND RETURNING USERS

The ratio between new and returning visitors. Proves your content's potential to retain the existing audience and attract the new one.

AVERAGE TIME ON PAGE

Relative interest readers demonstrate in your content and their willingness to read on.

BOUNCE RATE

The percentage of all sessions on your website where users visited only one page or triggered only a single request to the server.

PAGES PER SESSION

The average number of pages viewed during a session on your website. Lets you ensure the interlinking is done correctly.

TRAFFIC SOURCES

The sources that bring traffic to the specific page. Lets you find the ideal content distribution channels.

2. Engagement



UPVOTES/LIKES AND SHARES

Indicate if your content is interesting enough to inspire the reader's to praise or tell others about it on social media.

COMMENTS

Show whether your content motivates the reader to express their own opinion on the subject or engage in a discussion.

MENTIONS

Quotes and referrals to your content from various sources with or without links. Let you gauge your online reputation.

RE-PUBLICATIONS

The value of your content for bloggers and other media expressed as a partial or full copying.

INCOMING REQUESTS

Invitations to write new material, to give an interview, to share your knowledge base. Demonstrates the ability of your content to create partnership opportunities.



Figure 10.12 Content metrics to track in 2021

These metrics show you the different ways to view and measure how your content is performing. Each essential metric groups key factors that you will use to monitor and track how your audience is connecting with your brand:

- **User behaviour:** Measuring how your users are engaging with your platforms can help you understand which pages attract them to your site in the first place, and which pages they interact with the most. This is also how Google measures your brand's relevance. You can understand your users' behaviour through statistics that tell you the number of page views, users, new and returning visitors, average time on pages, bounce rates, pages viewed per session, and sources of traffic.
- **Engagement:** These metrics show how your content is connecting with your users. Often considered the most important measurement for effectiveness, engagement considers upvotes, likes, and shares that show how popular your content is. Shares and comments also contribute to your online brand reputation – they should be managed closely to ensure it contributes positively to your brand, rather than ruin your reputation.
- **SEO outcome:** Metrics like organic traffic, dwell time, backlinks, and keyword rankings are important activities to track because, not only do they show where your users are located and how many found your web page using a search engine, they also measure how long

users spend on your web page, links that point to your web page and the quality of the domains, as well as how your web page ranks in keyword search.

- **Company revenue:** Content that is relevant and engaging for the audience leads to traffic to your website and enables you to generate revenue. Although content does not necessarily translate to financial metrics and sales, the activities that you should track to measure ROI include conversion rates, nurturing existing leads of users who interact with your web page, the number of new leads who sign up, and Cost Per Acquisition that will show how much you have spent to acquire a new lead.

These are only a few of the essential metrics to measure your content performance. As you can see, there is a lot to view as far as your content and audience are concerned. To ensure you stay on track with what you set out to achieve, you should choose the ones that you want to focus on.

10.9.3 Targets

Once you have decided on an objective, tactics, and KPIs, it's time to set targets. Targets are the specific, measurable values that the KPIs need to reach for the objective to be achieved. For our chosen objective, we want to reach 1200 website visitors per week by the end of this marketing effort. That means our most important KPI, number of website visitors, is very easy to assign a target to:

- **Number of website visitors:** 1200 per week.

We also know how long we want people on site:

- **Average time on site:** 2 minutes.

The other KPIs may have flexible targets based on historical performance, current performance, and recency of content. You can always change targets as you go. For now, let's set our targets like this:

- **Number of conversions:** 60 per week
- **Reach on Facebook:** 1000 people per week
- **SEO ranking:** Top three in Google search engine results pages (SERPS).

How do we decide which numbers to aim for with our targets?

10.9.4 Benchmarks

A benchmark is a standard point of reference against which you can compare your own marketing achievements. The Content Marketing Institute report includes some benchmarks, and Hubspot has a wealth of marketing statistics.

NOTE

Read more on benchmarks here: contentmarketinginstitute.com/wp-content/uploads/2019/12/2020_B2C_Research_Final.pdf and here: www.hubspot.com/marketing-statistics.

You should examine industry benchmarks to get some idea of how your business is performing. Make sure to look at your specific industry, since benchmarks can vary widely.

However, what you really want to do is benchmark against your own past performance and your competitors, where available. Look at what kind of targets your content has met in the past, and see if you can exceed those. You can also look at the performance of your competitors and benchmark against that.

Remember, this whole process should be iterative. If your tactics aren't helping you reach your objectives, change them. If your KPIs aren't helping you measure your success, change them.

10.9.5 Tracking

You can't just decide on KPIs and targets and then wander off into the wilds of content marketing, never to think about them again. Nor can you post your content and then ignore it completely. Instead, you need to track your content carefully – the way people react to it and what kind of responses it encourages – so that you can assess how well it's working and adjust accordingly.

For a thorough look at your content's performance, you may well need to use multiple tools for different views:

- Google Analytics is a free tool that can tell you a lot about how people act on your website and how people arriving from different sources perform in comparison to each other.
- Most social media platforms have their own analytics tool, like Facebook Insights or Twitter Analytics.
- Email providers can give you information about how content emails are received.

10.9.6 Engagement vs. influence

Why is it so important to track performance metrics over vanity metrics? Engagement with your content is great, and you can use it to learn a lot about your target audience, which can make it valuable as a research tool. However, it doesn't prove that your content can exert any kind of influence over your consumers. For that, you need to look at performance metrics.

It's tempting to fall into the vanity metrics trap, but now you know enough to avoid doing it!

10.10 CONTENT DISTRIBUTION AND AMPLIFICATION

Writing the best content in the world means nothing if you don't put it out in the world and make sure people can get to it. Content distribution involves selecting the right channels for a given content piece, and amplification is about using the right methods to increase its reach.

There are many ways to get your content out there. You need to consider the distribution channel right from the start. The content you produce will all be affected by limitations, like character restrictions, and practical considerations about what works best where and when.

Remember, you shouldn't launch into the first half-dozen channels you come across. Choosing the right one is a careful, research-focused process.

We're going to outline some possible channels below. This is not an exhaustive list, but it does indicate the kind of channels available.

To help you understand them better, we've divided them into owned, earned, and paid channels. Owned channels are ones the brand controls completely; earned are those where the brand has worked to build a community (the most important, for most brands); and paid are the ones where the brand pays a fee to list or promote content.

Owned channels service customers, providing information and services. Paid channels are best suited to communicate with new prospects, aiming at awareness, excitement, and reach. Earned channels speak to fans who may or may not be customers of the brand and draw them in with relevant, valuable ongoing content strategies.

NOTE Read this article on the pros and cons of owned, earned, and paid channels: referralrock.com/blog/paid-owned-earned-media.

Not all channels fit neatly into one group. In fact, many share characteristics of several. For example, on Facebook, brands create their own brand pages (owned) where they converse with fans (earned) and drive traffic with targeted social ads (paid).

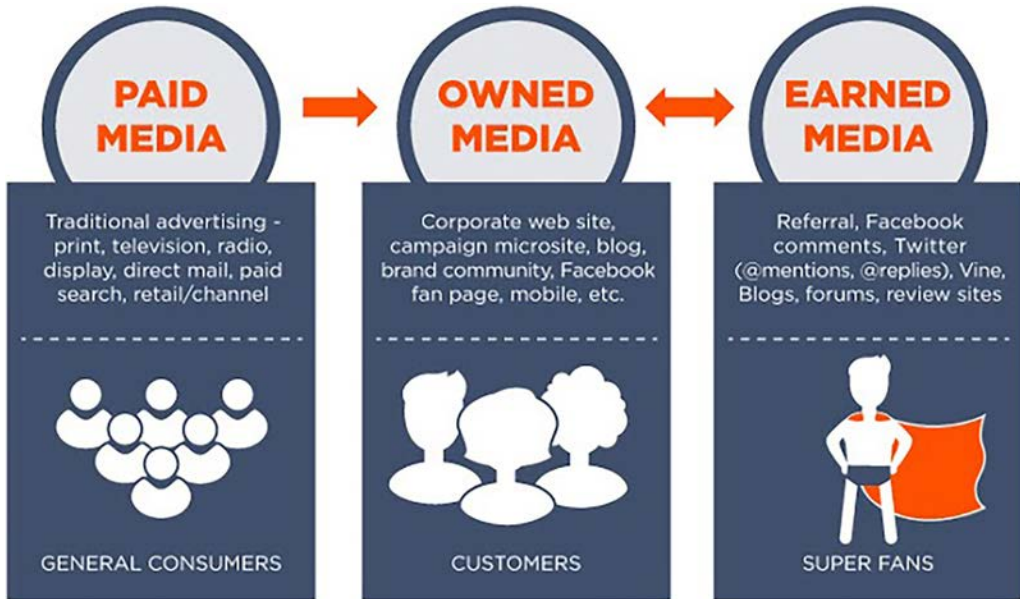


Figure 10.13 Paid, earned, and owned media interaction

10.11 CASE STUDY: AIRBNB

Airbnb is an American company that runs an online marketplace for lodging, homestays for short-term and long stay rentals, and tourism activities. Based in San Francisco, California, the platform is globally accessible via website and mobile app, facilitating professional and safe transactions between hosts and guests for accommodation space.



One-line summary

The business has two primary target audiences – hosts and guests. To successfully build a sound online reputation and value-driven platform to attract and retain their target audiences, Airbnb needed a solid content strategy to shape the product experiences.

The problem

A year after it was founded, Airbnb almost lost it all when they realised that they needed to improve the quality of their listings. With their focus on travellers and hosts, they needed to attract more people to their platform across the globe. They needed to increase their reach using content that would satisfy all travel needs.

The solution

More than the business decision to create value around their offering, as designers, the founders understood the importance of content strategy and planning to guide their customer experiences. As part of their strategy, they designed Neighborhoods, a guide to help travellers decide where to stay, what experiences they will gain, and what places their neighbourhood would have. Neighborhoods was published on their website and mobile app. The guide included recommendations about food, stays, and nearby destinations for every type of traveller!

The results

- 10,000+ estimated monthly organic traffic
- 100+ referring domains.

Airbnb prioritised the importance of offering customised content focused on the specific needs of their customers. This helped increase their brand credibility and engagement.

(Source: MBA Knowledge Base)

10.12 CASE STUDY QUESTIONS

1. What did Airbnb need to understand before creating their content strategy?
2. Why do you think Airbnb achieved the outcomes that they did by implementing their strategy?
3. Do you think Airbnb would have been as successful if they did not adopt this content strategy?

10.13 THE BIGGER PICTURE

Creating a strong piece of content or a content campaign takes a lot of research and planning, and a strong understanding of your brand and audience. You need to understand your brand strategy, create a content marketing strategy, and work to reach very clear SMART objectives.

Fortunately, with a careful content audit and content map, you should quickly be able to identify gaps in your brand's content. You can use this knowledge when you create your content plan and content calendar so that you know you're putting in effort when it's really needed.

Right from the start, of course, you need to know which content distribution channels you plan to use so that you can create content accordingly, rather than trying to fit it into the channel plan later on.

By now, you understand that truly successful content planning is about more than just tweeting or posting on Instagram at random. It's about strategy, planning, and executing in a way that is relevant, consistent, and appealing to your customer.

10.14 CHAPTER QUESTIONS

1. What is content planning and how does it differ from content strategy?
2. Why is it important to conduct content research and a content audit? What value does it bring?
3. How do you determine the best way to reach your customer with your content?

10.15 FURTHER READING

blog.hubspot.com/marketing/content-marketing-metrics – Not sure where to start when choosing KPIs for content marketing? Read Hubspot's article 7 Content Marketing metrics to Consider for Continued Success

contentmarketinginstitute.com/2021/10/b2b-power-content-marketing-research/ – This article from the Content Marketing Institute will give you an excellent idea of how brands are approaching content marketing

semrush.com/blog/category/content/content-strategy/ – For tips on how to start and develop your content strategy, have a look at the Semrush blog on content strategy

10.16 REFERENCES

- Content Marketing Institute, 2020. Content Marketing 2020: Benchmarks, Budgets, and trends. [Online]
Available at: contentmarketinginstitute.com/wp-content/uploads/2019/12/2020_B2C_Research_Final.pdf
[Accessed 25 May 2022]
- Lee, K., n.d. How to Schedule Social Media Content for Next Week, Next Month, and Next Year. [Online]
Available at: buffer.com/library/schedule-social-media-content-plan/
[Accessed 30 May 2022]
- MBA Knowledge Base, n.d. Case Study: Airbnb's Growth Strategy Using Digital Marketing. [Online]
Available at: www.mbaknol.com/management-case-studies/case-study-airbnbs-growth-strategy-using-digital-marketing/
[Accessed 25 May 2022]
- Mosley, M., 2022. Paid Media, Owned Media, Earned Media: Examples and Tips To Succeed With Each. [Online]
Available at: referralrock.com/blog/paid-owned-earned-media/
[Accessed 30 May 2022]
- Phillips, M., n.d. Content Strategy at Airbnb. [Online]
Available at: airbnb.design/content-strategy-at-airbnb/
[Accessed 2 March 2022]

10.17 FIGURE ACKNOWLEDGEMENTS

- Figure 10.2:** Screenshot, Coco-Cola's Twitter page
- Figure 10.5:** smartinsights.com/content-management/content-marketing-strategy/the-content-marketing-matrix-new-infographic/
- Figure 10.6:** Screenshot, Hootsuite, 2022 datareportal.com/reports/digital-2021-global-overview-report
- Figure 10.7:** Screenshot, Hubspot, 2022 www.clickz.com/6-useful-ways-to-refresh-content-marketing-strategy/hubspot-sample-content-calendar/
- Figure 10.8:** Screenshot, Content Marketing Institute
- Figure 10.9:** RMobile Marketing, 2022 www.rmobilemarketing.com/statistics
- Figure 10.10:** Screenshot, Hootsuite, 2022 blog.hootsuite.com/social-media-demographics/
- Figure 10.11:** Screenshot, Nando's advert, 2010; Screenshot, Nando's advert, on Twitter, 2014 twitter.com/lean3jv/status/443993958881198080
- Figure 10.12:** Screenshot, Semrush, 2022 www.semrush.com/blog/measure-your-digital-content-performance/
- Figure 10.13:** Screenshot, Gigiriver, 2022 digiriver.weebly.com/blog/importance-of-content-marketing-in-digital-marketing-strategy
- Airbnb logo:** airbnb.co.za

11

CONTENT CREATION: COPY

In this chapter, you will learn:

- About the principles of writing for your online audiences
- About the types of digital copy that are available to you
- About the basics of HTML to format online text
- How to write for search engine optimisation (SEO), focusing specifically on keywords
- About the best practices for successful online copywriting.

11.1 INTRODUCTION

Online copy is a hardworking multi-tasker. It must provide information to visitors, engage with them, and convince them to take a desired action, while conveying brand ethos. It also has to provide context and relevance to search engines. It needs to achieve all this without seeming as if the author is trying too hard to push a particular outcome.

You will see in this chapter that writing for digital is different from writing for more traditional media. Because of the sheer volume of information on the internet, quality content

NOTE

Read more about this in **Chapter 9: Content marketing strategy.**

is king. Many people argue that content is one of the most significant determining factors of success for your online campaigns. This is not surprising if you consider that it is one of the most direct lines of communication with your consumers. Therefore, you will see many links between this chapter and **Chapter 9: Content marketing strategy.**

Online or digital writing involves everything from the text on a website to the subject line of an email and all things in between. From PR articles of 800 words to four-line search adverts, if it's being read on a screen, no matter the size of that screen, from desktop computer to mobile phone, it's online copy. Writing for digital does not mean the traditional rules of writing need to be abandoned. By and large, the foundations remain the same.

11.2 KEY TERMS AND CONCEPTS

Table 11.1

Term	Description
Above the fold	The content that appears on a screen without a user having to scroll.
Active verb	A word that conveys action or behaviour, and, in a call to action, tells a reader what to do.
Audience	The group of people at which a marketing communication is targeted.
Benefit	The positive outcome for a user that a feature provides.
Call to action (CTA)	A phrase written to motivate the reader to take action such as 'sign up for our newsletter' or 'book car hire today'.
Dynamic keyword insertion	In paid search advertising, this allows keywords used in searches to be inserted automatically into advert copy.
Feature	A prominent aspect of a product that is beneficial to users.

HyperText Markup Language (HTML)	Code used to structure the information and features within a web page.
Keyword stuffing	The process of intentionally putting too many keywords into the metadata of the website or using many irrelevant keywords. Search engines can penalise websites using this practice.
Mass customisation	Tailoring content for many individuals. Metadata information that can be entered about a web page and the elements on it in order to provide context and relevant information to search engines.
Persona	A character created to define a group of readers in order to speak to them as though they were a unique reader, creating the feeling of a one-on-one conversation.
Paid search advertising	Usually refers to advertising on search engines, sometimes called PPC advertising. The advertiser pays only for each click of the advert.
Sender alias	The name that is chosen to appear in the sender or 'from' field of an email.
Search engine optimisation (SEO)	The process of improving website rankings on search engine results pages.
Search engine results page (SERP)	The actual results returned to the user based on their search query.
Tone of voice	The register, formality, and personality that comes through in the text.
Unique selling point (USP)	The aspect that makes your offering different from that of your competitors.
Urchin Tracking Module (UTM)	<p>A simple code that can be attached to a custom URL to track a source, medium, and campaign name that tells you where searchers came from and which campaign directed them to you.</p> <p>If copywriters are required to add links to SEO articles or social media posts, they will need to UTM the links before shortening them.</p>

11.3 CORE PRINCIPLES

There are a few things you need to take into account when creating written content for digital marketing platforms. For effective content creation, it is important that you familiarise yourself with the core principles that we unpack here.

11.3.1 Writing for an audience

Knowing your audience is vital if you want to write effective content for digital platforms. It guides your content strategy, determines the topics they are interested in, and helps you organise information in a way that makes sense to them. It directs how you express your copy for your audience.

Focus on writing your online content in active voice to convey your message clearly and concisely. When communicating online, avoid making your sentences too wordy because it can affect the meaning and cause confusion. Try to keep your message straightforward and to the point.

Step one of writing for digital is to ensure you have researched your audience and understand what they want. Once you have a clear idea about this, you can figure out how to fulfil those needs using your copy. *Smashing Magazine* (2015) recommends answering the following five questions:

1. Who are you writing for?
2. What is the main message you want to get across?
3. Where does the action take place (where will it be read)?
4. When is it relevant?
5. Why is it important (what's the goal)?

For example, your answers might look like this:

Who: First-time moms

Message: Our baby kit can help you

Where: Parenting forums/magazines/social media

When: Immediately before and after the birth of a child

Why: Because first-time moms need help (and because we want them to buy our product).

When researching your audience, there are two useful concepts to bear in mind, the audience of one and personas.

11.3.2 The audience of one

According to Price and Price, audiences were traditionally thought of as a vast and vaguely defined crowd (Price & Price, 2002). Because the web provides a voice to individuals and niche groups, the concept of this mass audience is disintegrating.

Price and Price (2002) go on to argue that the internet has led to an audience of one. What does this mean? While your audience is not literally one person (and if it is, thank your mum for reading your copy, but spend some time growing your readership), it is not a vast, vaguely defined crowd either. Instead, the web has many niche audiences who are used to being addressed as individuals. Indeed, The Economist Group (2015) confirms that personalised marketing is becoming more granular, helping to create specialised customer experiences that will keep them coming back.

The individual that you have in mind when you are writing could also be called a persona.

Take the time to think about how your digital content is consumed in the physical world. It's usually an exclusive action, so write your copy this way.

11.3.3 Personas

A persona is a profile that a writer creates to embody the characteristics of the target audience for whom they are writing.

Personas are based on the profile of readers of your copy. Creating a profile is all about considering the characteristics of your readers and their needs and desires. When you are building this profile, there are a number of things that you should consider about your audience:

- What gender identity do they identify with?
- How old are they?
- What are their other demographics and psychographics?

Once you understand these simple characteristics, you can ask yourself some more in-depth questions. If you are selling something, questions could include:

- How do they make purchasing decisions?
- Do they compare many service providers before selecting one?
- Do they make lists of questions and call in for assistance with decision making, or do they make purchase decisions spontaneously based on a special offer?

Understanding the reader profiles of your readers is an important process and the best copy usually results from extensive time spent figuring out your audience.

Tailoring your copy to your audience does not necessarily limit you to one persona.

Digital copy can be structured so that it caters to several personas. Your various marketing channels may have different audiences, so ensure that you have a persona for each main platform you use. Spend time understanding their needs before you write copy that addresses these personas.

11.3.4 Types of online copy

The purpose of content is to communicate a message, whether it is long or short. Communication implies that the message has been both received and understood. The considerations covered here are aimed at ensuring that when you distribute a message, it is communicated effectively to the people you want to receive it.

Content written for digital platforms can be divided into two broad categories, short copy and long copy. This division is in no way scientific.





PERSONAS					
	Name	Jack Smith	Jane Rogers	James Bond	David Watkins
	Age	Young-30	Young-30	Young-33	Senior-55
	Industry	IT	Marketing	Banking	Medical
	Personality	Extroverted	Introverted	Extroverted?	Introverted?
	Technology Use	Technical enthusiast	Technical minimalist	Technical enthusiast	Technical minimalist
	Meeting Goals - 1	Capture essentials	Systematic Pattern	Capture essentials	Systematic pattern
	Meeting Goals - 2	Brainstorm	Contribute and make status reports	Present Solutions	Coordinate and make status reports
	Needs	Store on-going sketches	Attend multiple connected meetings	Get information from Missed Meetings	Effective meeting facilitating and note-taking
	Preferred Notes Format	Whiteboard notes	Audio notes	Consolidated Notes w/ Handouts & Slides	All types of notes
Note Sharing?	YES	YES	YES	YES	
Other Desires	Search Audio Notes	Playback of Audio Notes for Context	Enhanced Teleconferencing	Custom Configuration of Software	

Figure 11.1 A sample of several personas

Short copy

Online, writers often have very little time and space to get a message across to a visitor, and to entice them to take action. This is especially true of banner and search adverts but is also important across all digital marketing disciplines. The most important short copy anywhere is probably the call to action.

Call to action

Users scan web pages and look for clues on what to do. Any time there is an action you want a reader to take, a CTA should instruct them what to do. A call to action is a short, descriptive instruction that explicitly tells a reader what to do, for example, 'Click here' or 'Buy this now.' Use active verbs when you write, and craft hyperlinks to be clear instructions that resonate with your visitors at each step in the conversion process.




Figure 11.2 Screenshot of a Facebook social ad by MTN

In paid social media ads, CTA buttons are already built in when setting up the advert copy. You will notice these on your social feed because 'Sponsored' will appear directly beneath the page name, as shown in Figure 11.2 above.

In other instances, it's important to know where to place your call to action so that it makes sense to a reader's eye. For example, depending on the structure of your page, it might be better to start with your CTA and then to qualify it. In other cases, ending the page with your CTA may have a stronger impact on the reader as they may be more likely to act once they have the information they need to do so. This depends on your product and the action you want your audience to take.

Banner advertising involves clear calls to action, and they can also be used in social media posts, search adverts, and content marketing. Call to action copy is not limited to short copy.

Email newsletters and promotions should also make use of calls to action. We even see them all over web pages. Each piece of online copy should be written with a CTA or at least with the question, “What’s next?” in mind.

	Basic	Premium <small>Best Value</small>
Average monthly cost after free trial ends	From \$19.99	From \$29.99
∞ Unlimited learning from all 5,062 courses ⓘ	✓	✓
📺 Watch on your computer, phone, tablet or TV ⓘ	✓	✓
🚫 Cancel anytime and first 10 days are free ⓘ	✓	✓
📁 Project files and code practice ⓘ	✗	✓
🧠 Assess your progress with quizzes ⓘ	✗	✓
⬇️ Offline viewing ⓘ	✗	✓

Continue

Figure 11.3 CTAs should be clear and enticing

A good call to action resonates with the action the users need to take, as opposed to the technical function that will be performed. For example, if a user has entered an email address to sign up for your email newsletter, the action button should say ‘Sign up’ rather than ‘Submit.’ Be sure to write your instructions for humans. Always think about what real people prefer to read and how they will benefit from their action. In this instance, the CTA does not need to read ‘Sign up.’ It could also read ‘Stay in touch,’ ‘Count me in,’ or similar, to make the reader feel like they need to be included for fear of missing out.

Also consider what actions mean offline. For an email newsletter, ‘Sign up’ can have very different connotations from ‘Subscribe.’ Furthermore, ‘Subscribe’ is very different from ‘Subscribe for free.’

Whereas subscriptions have connotations of costs, ‘Sign up’ does not carry the same burden. However, ‘Subscribe for free’ could imply greater value as something that would normally carry a cost is available to you for free. All CTAs have a designated purpose. In marketing, CTAs help a business convert a reader or visitor into a lead for the sales team.

NOTE Since the call to action is key to converting customers, this is an important element to test. What iterations of your main call to action could you try?

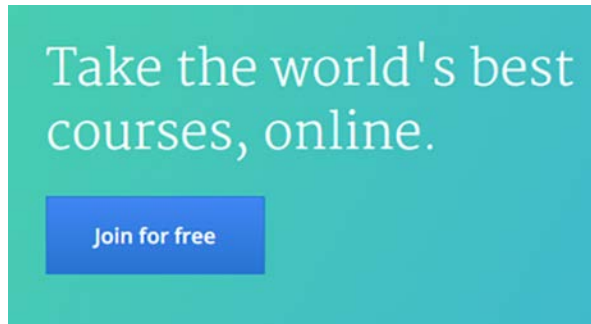


Figure 11.4 A Coursera CTA. Good CTAs are short and to the point

Titles and subject lines

Titles and subject lines often form part of a body of long copy. However, they are important enough to be discussed as stand-alone short copy. Titles and subject lines are there for a very important reason since they tell a reader whether or not they should read further. They are the gateway to your content.

Consider the following titles:

- Guide to online copywriting
- Ten steps to online copywriting that sells.

The second title conveys more information and is more compelling because it communicates the direct benefit to the reader. It shows the reader value in the piece to encourage the decision to read further.

Subject lines are like headlines for emails, and can make the difference between an email being deleted instantly and being opened and read. As with a headline, which should be carefully crafted like the headline of a newspaper, use the subject line to make it clear what the email is about. For example, if there is a promotion in the email, consider putting it in the subject line as well.

NOTE

The Huffington Post is well known for publishing articles with compelling headlines. Visit www.huffingtonpost.com to have a look at how they grab the reader's attention.

NOTE

An email subject line is the first cue your audience receives to help them decide whether to open an email or not. How can you make it count?

15% off sitewide. Hold on tight. Newsletters x



Redbubble <email@e.redbubble.com> [Unsubscribe](#)
to me ▾

Figure 11.5 A direct, enticing email subject line

Titles, headlines, and subject lines need to be both persuasive and enticing. Consider what need your copy is meeting for your readers, and express that first. Highlighting a benefit to your readers upfront means they are more likely to engage, even if they don't necessarily need your product or service at the time.

Search adverts

Search adverts have very limited space and time to get a message across and there is plenty of competition for a reader's attention. These few lines of copy need to work hard to ensure a top return on investment.

NOTE

Read more about this in **Chapter 18: Search advertising.**

Search adverts typically follow the same basic structure and have strict character limits for each line.

It can seem daunting to communicate information that entices the right people to click through, and also differentiates you from your competition with a limited character count. Testing variations of copy is the best way to determine what works best for your campaign. While content writers are not generally responsible for writing paid search ads, they are often brand custodians and should review all copy representing a brand.

Ad extensions

An ad extension is simply an extension of your ad. It offers more information on your business, service, or product that can add value to your target audience. Some of the benefits of using ad extensions are maximising text on your ad, like including your location or contact number that gives browsers the necessary details to act. It also allows you to add your key messaging to attract the right audience.

Ad · <https://www.grandiflora.co.za/> ▾ 011 610 1108

The Decor Coffee Shop For You - Heart Warming Coffee Shop

The Flower Cup **Coffee** Shop Is Just the Place for You! Visit Us While You Do Some Shopping!

Our **Coffee** Shop Is a Great Place to Relax and Enjoy a Cup. See What's on the...

[Coffee shop created](#) · [Address](#) · [Contact Us](#) · [FAQ's](#) · [Grandiflora](#)

Figure 11.6 An example of a Google Ad extension

There are several ad extensions to choose from, including sitelinks, callout extensions, and snippets. Including an additional sitelink to your ad will direct browsers to the page that you want them to visit, while a callout extension offers you the opportunity to highlight special keywords that get you to stand out from your competitors, such as 'Limited Edition', or 'Convenient location', or 'Free delivery.' A snippet extension, however, gets into the specifics of your offer and may include details that you know your audience will buy, such as special product features or benefits.

Social copy

Social media allows brands to have conversations with their customers and fans. It's an opportunity to engage and connect meaningfully with your audiences, which is why it's important to write your copy like your customers speak.

Using some colloquialisms and jargon that your customers will understand is one way of personalising your message. If your brand is targeting audiences from different parts of the world, continent, or country, adopting language localisation in your social copy will allow you to get closer to customers in the targeted regions. Remember, you want your audience to feel like your brand understands their pain points, challenges, and needs.

Social conversations give consumers a powerful voice and the ability to tell brands what they want. There are a few considerations to keep in mind when creating content for social media:

- **Do your research:** Understand what type of content community members want. Meaningful and relevant content is more likely to be shared. Hashtags are fairly important for many platforms. Research any hashtags you use to avoid making costly mistakes, like DiGiorno did with its use of the #WhyIStayed hashtag. This hashtag was part of an awareness campaign for domestic abuse and was used in tweets explaining why users had chosen to stay in abusive relationships.

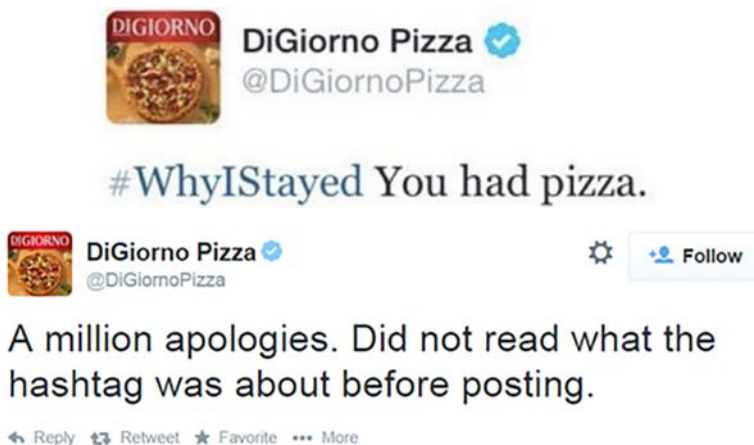


Figure 11.7 DiGiorno research fail

- **Remember that it's a conversation:** Be personable and appealing. Use personality and convey the humanity of your brand in order to generate conversation and encourage comments.
- **Write shareable content:** Offer value and be insightful. Ultimately, you should aim to create an overall perception that your brand is the thought leader in its industry. Shareable content is credible content.

- **Avoid overly promotional content:** Think about how your content can be used. Community members are likely to see right through a sales pitch. Remember, with content, value to the reader should come first, with value to the brand as a secondary consideration.
- **Implement a solid communication protocol:** Create internal guidelines for organisations to follow on how they use and communicate on social media platforms. This also ensures consistency, which is very important for creating a brand personality for readers to engage with.

NOTE All of these points are covered in more detail in **Chapter 13: Social media** and **Chapter 14: Social media strategy**.



Figure 11.8 Relevant and on-brand social media copy

Long copy

Online content writing is not just about short, sharp calls to action and attention-grabbing headlines and adverts. It also covers longer pieces of content.

Longer copy has advantages. Primarily, it allows you to provide more information and encourage the reader to convert. You can foster a relationship with a reader, whether it is on a blog, through email communications, or through articles and news releases. With more words and space available, you are able to build a voice and a personality into your writing.

The expression 'long copy' is somewhat misleading. As online readers behave slightly differently from offline readers, it is unlikely that a skilled writer will be called on to create copy for the web that is longer than 800 or 1000 words per page, although, there are exceptions to this.

Long copy needs to be structured and formatted so that it's easy for attention-starved web readers to digest. Web users tend to scan pages quickly to determine whether or not they will read further. Specifically in longer copy, you need to take this into consideration.

There are many types of long online copy – including website copy! Here, we will focus on a few that are useful for marketing, such as news releases, articles for online syndication, emails, blog posts, advertorials, and websites.

Bear in mind that this is by no means an exhaustive list.

News releases

News releases are a staple of public relations. As the internet grows, so does the overlap between PR and marketing. Therefore, many content writers are called upon to write news releases for online distribution as this is a standardised format for releasing information. Originally intended to provide information for journalists, news releases are increasingly being read by users bypassing the journalists. This means that they should be written in the brand tone, be accessible to the general public, and be optimised and formatted according to the principles of good online writing (more on those later). Also remember to focus on a compelling headline to win over your reader.



Figure 11.9 An online press release from Apple

Emails

Email as a channel is an integral part of many online marketing strategies. Of course, content is a huge part of this; it comprises the words in an email with which a user engages.

NOTE

Read more about this in **Chapter 16: Direct marketing: Email and mobile.**

Emails are the ideal medium for communicating and building relationships with your consumers. This customer relationship marketing helps to increase retention. Successful email campaigns provide value to their readers. This value may vary from campaign to campaign. Newsletters can offer humour and entertainment, research and insight, information and advice, as well as promotions and special offers.

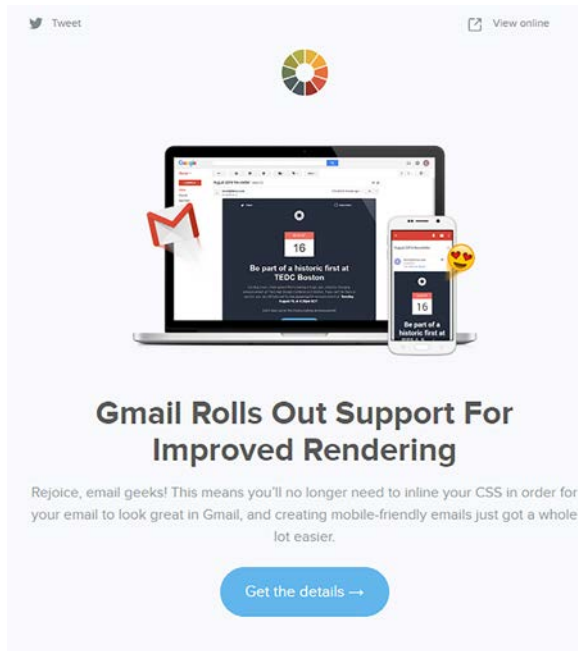


Figure 11.10 The Litmus updates newsletter



Figure 11.11 A blog post on the Fast Company blog

Blogging

Blogs can be very successful marketing tools. They're an excellent way to communicate with staff, investors, industry members, journalists, and prospective customers. Blogging also

helps to foster a community around a brand and provides an opportunity to garner immediate feedback. This is an audience made up of players vital to the success of a company, which is why it is important to get blogging right. The quality of your headlines is a key consideration. You have to convince your reader to grant you their attention.

There is plenty to be gained from the process of blogging and obviously, the value, as with email marketing, lies in the content. This communication channel provides an opportunity for you to foster an online identity for your brand and gives your company a voice and a personality. This happens through the content you distribute, as well as the tone you use to converse with your readers. There is more information on blogging in **Chapter 17: Social media advertising**.

11.3.5 Website copy

Website copy is a type of long copy. Therefore, the principles that apply to long copy in general also hold true for websites. Digital copywriters need to structure content effectively so that users want to engage with the site and read on. This is especially important when people access a site from their mobile phone, where the small screen size drastically reduces the content users will see before they scroll. Some ways to create digital copy that is usable and appropriate for an online audience include:

- Writing text that can be easily scanned
- Using meaningful headings and sub-headings
- Highlighting or bolding key phrases and words
- Using bulleted lists
- Maintaining a well-organised site.

It is important to take these other considerations into account:

- **Limiting each paragraph to one main idea or topic:** The leading sentence should give a clear indication of what the paragraph is about. Readers can scan each paragraph without missing any essential information.
- **Cutting the fluff:** Get rid of meaningless turns of phrase and words that unnecessarily bulk up copy.
- **Removing redundancies:** These often creep into writing by accident, but you should work to eliminate them in order to get to the point.
- **Including multimedia wherever relevant:** Some readers may be more partial to video than reading, for example, see [nytimes.com/projects/2012/snow-fall/#/?part=tunnel-creek](https://www.nytimes.com/projects/2012/snow-fall/#/?part=tunnel-creek).

11.3.6 Writing in the mobile age

Content is usually written for mobile first these days. More than 4 billion people access the internet using smart phones or mobile devices, according to a statistic released by Statista (Ceci, 2022). Understanding how the user experiences a product, system, or service, as well

NOTE

Read more about this in **Chapter 19: Online and display advertising**.

as their perceptions of utility, ease of use, and efficiency is important when writing for mobile. Here are some points on creating digital copy for all screen sizes that encourages interaction and achieves marketing and business goals:

- **Get to the point:** With limited screen space, there really is no room for wordy text. You need to determine exactly what your message is and get to the point quickly! This is particularly true for content above the fold.
- **Put the important bits upfront:** This includes contact information and navigation links. Word these clearly so that people know what action to take.
- **Condense information to its simplest form:** Ensure that it still makes sense and is grammatically sound.
- **Use a call to action upfront:** Mobile web users are goal-oriented. Therefore, provide them with the next step early on.
- **Make use of headings and subheadings:** Breaking up the copy with headings and sub-headings allows the reader to scan before committing to the full read of the text.

NOTE

Once users have decided to navigate further into your mobile website, you can increase the amount of copy on the pages.

11.4. IMPLEMENTING WRITING FOR DIGITAL

Apart from the information already covered, writing good copy involves a number of points and best practices that you should keep in mind.

11.4.1 HTML for formatting

HTML stands for HyperText Markup Language, and it's the foundation of documents on the web. HTML formatting is a process of formatting text for better look and feel. They allow you the ability to format text without using CSS. They tell browsers how to present content. HTML tags are written in brackets that look like arrows < >.

Basic HTML is not difficult to use, and will help you format your content. Here are some basic HTML tags:

To bold: phrase you want to bold

To italicise: <i>phrase you want to italicise</i>

To underline: <u>phrase you want to underline</u>

To list: lines you want to list

To create a paragraph: <p>paragraph text</p>

To insert a line break:

To insert a link: phrase you want to link

To insert a heading: <h1>Level one heading</h1>

To insert a subheading: <h2>Level two heading</h2>

Litmus + Microsoft See how we're making email better with this historic partnership.
[Learn more →](#)

Optimize every email for the apps and devices your subscribers use

What are your email marketing goals?

- Build emails faster
- Make testing easier
- Identify spam issues
- Get advanced analytics

[Learn more](#) [Learn more](#) [Learn more](#) [Learn more →](#)

Ready to test your first email? [Get started for free](#)

Build and test with the only code editor built for email performance

Build your email in our web-based editor and get instant previews in 50+ email clients as you go. Every change you make updates your previews in real time, so you can build and troubleshoot faster than ever before.

[Learn more about Builder →](#)

Figure 11.12 Mobile-optimised copy

A good digital content writer will also be able to use basic HTML to lay out copy knowing that the appearance of the page will get their words read. It should be easy for users to skip and skim the copy, and it should be easy for them to find the parts that are most relevant to them.

When writing online copy, you can use an HTML editor where you insert the tags yourself or a 'What You See Is What You Get' (WYSIWYG) editor, which works in a similar way to a word processor.

The tags also help search engines to identify how the content has been laid out on the page.

The best way to get to grips with HTML is to start using it online, where you can see first-hand how the tags work.

NOTE

Right click on any web page and click 'view source'. Can you find the paragraph tab `<p>`?

11.4.2 SEO copywriting

A good online copywriter will have a thorough understanding of SEO and how this can be integrated into their writing. Key phrases can be used in long and short copy alike, to great effect.

Optimising for human and machine users

One of the most notable differences between writing for print and writing for digital is that when it comes to the latter, you are writing not only for an audience, but also for the search engines.

While your human audience should always be your first priority, your copy also needs to speak to the search engines in a language they can understand. This digital tactic is covered in greater depth in **Chapter 21: Conversion optimisation**.

NOTE

Read more about this in **Chapter 21: Conversion optimisation**.

Optimising your copy for search engines is important because your target audience is most likely to be using a search engine to find the products or services you are offering.

If the search engine is not aware that your content can give users the answers they are looking for on a particular subject, it won't send traffic to your website.

Optimising your content for search is the process of telling search engines what content you are publishing. Keywords, key phrases, and themed pages are an integral part of this. Google is becoming increasingly semantically aware and can recognise synonyms, so repeatedly using specific keywords is no longer important; instead, good SEO copy focuses a page around particular themes, using keywords relevant to those themes.

SEO copywriters need to know how to blend keywords into their content and how to use them in conjunction with text formatting and metadata. In addition to assisting you with structuring your content, these tags indicate relevance and context to search engines. Some of the tags are used by screen readers, and so they assist visitors with technical limitations to access your content. The meta description can also be used by search engines on the search engine results pages (SERPs).

Key phrases

A keyword refers to a single word used in a search query, while a key phrase refers to more than one word used in the search query.

NOTE

Read more about this in **Chapter 21: Conversion optimisation**.

Key phrase research is an important element of digital copywriting. It is covered in detail in the discussion on SEO in Chapter 21. Having identified the themes of your web pages, keyword research should be used to identify what phrases your target audience use when searching for you. It is important to know what people are searching for, so that you can provide what they need.

Once you have a good idea of the words people are using to find information online (online tools exist and can guide you), you can create pages themed around the use of these phrases and their synonyms. A good copywriter is able to develop these themed pages and use keywords/synonyms seamlessly, so that the reader cannot detect that they have been included.

Key phrases can be integrated into nearly every type of content that you write for the web. Below are a few places where Red & Yellow tends to include key phrases and synonyms on our website.

Page title

The page title appears at the top of a user's browser and should be able to tell the user (and the search engine spiders, of course) what the main theme of the page is. The page title is usually limited to under 60 characters, including spaces. The key phrase should be used as close to the beginning of the title as possible, followed by the name of the company or website.

Page URL

The main key phrase for the page should be used whenever possible in the URL for the page. If you are using a blogging tool or content management system (CMS), the URL is generated from the page title, so using the key phrase in the page title should ensure that it is in the URL as well.



Figure 11.13 The Red & Yellow School homepage URL

Meta description

The meta description is a short paragraph describing the page content. This summary is usually shown on the SERPs if it contains the search term, which means that it needs to entice users to click through with a strong CTA. The spiders use the meta description to deduce the topic of the page, so using targeted key phrases is important here. Copy should generally be between 150 and 160 characters, including spaces.

NOTE

Every page on a website must have a unique URL, page title, and meta description.

Primrose Bakery

www.primrose-bakery.co.uk/ ▼

London bakery offering bespoke handmade cupcakes, layer cakes, loaves and slices, just like you would make at home. Delivery 7 days a week.

Figure 11.14 Example of a meta description

Meta titles

Meta titles should be less than 60 characters and need to include a keyword. Adding spacers that are low in character use help to keep titles short. Example: Freshly Baked Goods & Custom Cakes | Primrose Bakery.

Meta keywords

Meta keywords are the list of the words and phrases that are important on a web page. Using targeted key phrases is important, but remember, no keyword stuffing! The meta keywords are limited to 200 characters, including spaces. This is, however, no longer a major source of information used by search engines, though it certainly doesn't hurt to include these.

Headings and subheadings

Spiders assign more relevance to the text used in headings, so it is important to use your key phrases in the headings on your page. It also helps you to structure your content. Headings are created with HTML tags.

Heading structures are set out like this:

- **<h1> Main page headings**
- **<h2> Sub-headings**
- **<h3> Information under the sub-headings**

Figure 11.15 Heading structures

Having a good heading hierarchy is important as spiders use it to move through your page and understand its relevance to the search query; it also helps human readers to scan your page.

On-page copy

For on-page copy, remember that you will be optimising for a theme rather than for a set key phrase. This means you want to use relevant synonyms, as well as your keywords, without being overt about it – they should not stand out too much.

For SEO effectiveness, a page of web copy should be at least 250 words long. On this page, use keywords and synonyms that fit the theme as and when required.

The page should not be so long that the user needs to scroll continuously to get to the end of it. If you find the page is getting exceptionally long, consider breaking it into different web pages

for different sections. In this way, you could add several pages of optimised copy focused on one theme instead of one very long page. This will benefit your reader if they are looking for something that is particular to the shorter page.

Links to your optimised page

The text used to link from one page to another is considered important by search engine spiders, so try to ensure that your key phrase is used when linking to the optimised page. The anchor text of links should include the key phrase of the page being linked to, and not the page being linked from.

NOTE

When submitting promotional copy to other sites that includes links back to your own website, which phrases would be most important to include in this link text?

Before you begin

If you're not familiar with the components of Quality Score, consider reviewing [About Quality Score](#) before you get started.

Instructions


Choose the AdWords experience you're using. [Learn more](#) .

Figure 11.16 Links on a Google Support page dealing with Google Quality Score

Images: Alt text and title tags

Alt text refers to the 'alt' attribute for the HTML tag; this is the text that appears in the caption. It is used in HTML to attribute text to an image on a web page, normally to describe what an image is about and display text in instances where the image is unable to load. While this is handy for humans and aids accessibility, it is also used for another reason; namely, search engine spiders can't read images, but they can read the alt text. The image title tag shows when you hover with your mouse over an image, depending on your browser, and can be read by the search engine spider. This will help users find your images on Google's Image Search, which can be helpful in driving traffic to your page.

11.4.3 Best practices for online copywriting

Now that we have covered the basic theoretical principles of writing for digital, we need to look at the best practices to apply whenever you are writing copy for publication on the web. There are several things that you need to consider:

1. Does your copy convey a creative idea?
2. Does the layout of your copy make it easier to read?
3. Is your meaning clear and direct?
4. Does the copy convey the features and benefits necessary to make your point (if applicable)?

5. Will your readers clearly understand the content of your writing?
6. Is the content of your message structured in a logical manner for desktop and/or mobile reading?

The rest of this chapter will be dedicated to ensuring that you have the knowledge and tools to answer these questions.

Conceptual copywriting

Most of the points in this chapter have focused on the practicalities of writing online copy, such as getting information across and encouraging user actions and engagement.

Copy should also be creative, beautiful, and thought provoking.

Your copy should express an idea that grips readers. Conceptual copywriting is about making an idea memorable merely by using words to express it. The idea is central, and the words are the vehicles that convey it. Clever wording, smart ideas, and thoughtful copy should make the reader pause, think, and want to engage more deeply with your idea.

While images are often used to express powerful ideas, words can be just as effective. Consider this famous example, which demonstrates how a small change in the copy can radically affect one's perception of an idea:

A woman without her man is nothing.

A woman: without her, man is nothing.

Writing conceptually means conveying a brand message in a creative way to make an emotive connection with a specific audience. It's all about bringing a big idea or concept to life.

Layout and legibility

As we have mentioned already, readers process content differently online from the way that they read offline. On the web, readers tend to scan text rather than read every word.

As a result, online copy is judged at a glance by its layout, not just on content. It needs to look as if it's easy to read before a user will choose to read it.

Digital copy should be easy to scan. This means using clear and concise headings, bulleted and numbered lists, short paragraphs, bold and italics, and descriptive links.

It's easy to see this in practice.

Before	After
Tea has been drunk for thousands of years, and as people are growing more health conscious, tea sales are increasing.	Worldwide, tea sales are increasing as people are becoming more health conscious. Here are some tips for making the perfect sup of tea :

<p>Personal preference plays an important role in making the perfect cup of tea. However, using fresh water ensures maximum oxygen in the tea, and warming the teapot first is standard practice. Tradition dictates one teabag per person, and one for the pot. Tea is served with milk, lemon, honey, or sugar, according to taste.</p>	<ul style="list-style-type: none"> ▪ Use fresh water (for maximum oxygen) ▪ Warm the teapot first ▪ Use one bag per person, and one for the pot. <p>The perfect cup of tea is based on personal preference and taste. Tea can be served with:</p> <ul style="list-style-type: none"> ▪ Milk or lemon ▪ Honey or sugar
---	---

Figure 11.17 Before and after layout editing

Language

The basic principles of good writing apply online, but because your audience's attention is limited and often divided, it is best to keep it simple and tailor your language to your audience.

Tone: The tone of your content should be consistent with the brand for which you are writing. Brands will often have full tone-of-voice documentation. If they don't, read some of the brand material to get a feel for the company's style of communication. Compare the difference in tone in the examples below.

Example of Tone A: Investec

Whether you are an individual, a business, or an intermediary acting for clients, our aim is to create and manage your wealth. Investec provides Private Banking and Wealth & Investment services for every stage of your journey.

Investec's strategic goals and objectives are based on the aspiration to be recognised as a distinctive bank and wealth manager. This distinction is embodied in their entrepreneurial culture, which is balanced by a strong risk management discipline, client-centric approach, and an ability to be nimble, flexible, and innovative (Investec, 2022).

Example of Tone B: Nando's

The story of Nando's starts hundreds of years ago with the first Portuguese explorers who set sail for the East in search of the legendary spice route.

Lured by the promises of our beautiful continent, they came ashore and there, under our famous sun, they discovered the African Bird's Eye Chilli or as we know it (and love it), PERi-PERi. Unique in its properties, they used it to create a one-of-a-kind sauce that ignited the fires of passion inside them.

A few centuries later, in 1987, it was the same PERi-PERi sauce that inspired Fernando Duarte to invite his buddy Robbie Brozin to a small Portuguese eatery in Rosettenville, South Africa, to try some PERi-PERi marinated chicken. In his own words, "I knew nothing about the food business. I just knew that it was the best chicken I had ever tasted" (Nando's, 2016).

Active voice: Grammatically speaking, people expect characters to execute actions that have an impact on objects or other characters.

For example: The girl ate a chocolate.

- The girl is the subject.
- Eating is the action.
- The chocolate is the object that is affected by the action.

This is known as the active voice. Unfortunately, writers often use the passive voice. This turns the object into the subject, forcing the reader to think more carefully about the sentence. For example: The chocolate was eaten by the girl. The human brain automatically translates this into the format that it expects. When writing for the web, it is better to use the active voice.

Neologisms and buzzwords: Sometimes the World Wide Web is referred to as the Wild Wild Web, as it is an environment where anything goes. The ever-growing numbers of social media participants, for example, habitually play fast and loose with grammar.

With new services and products being developed daily, it can feel as if the list of new words, and their uses, is growing faster than you can keep up with. Dictionaries and reference guides celebrate this regularly with a 'word of the year', usually one that has been in heavy use on the internet for the three years preceding its entry into a dictionary.

For example, in 2021 the Oxford English Dictionary voted 'vax' the word of the year to reflect the global COVID-19 pandemic which 'injected itself into the bloodstream of the English language in 2021' (Oxford Dictionaries, 2021).

Online services can quickly become verbs in everyday language, so we say 'Googling something' instead of 'searching on Google', and 'Facebooking someone' instead of connecting on Facebook'. Bing is still trying desperately to work its way into everyday conversation in this way.

Always remember you are writing for your users so talk in the same way that they talk. If your content is aimed at cutting-edge early adopters, then pepper it with the latest buzzwords. If your audience does not know the difference between Chrome, Microsoft Edge, and Safari, then be cautious when using a word that did not exist the day before.

Features and benefits: Writing compelling copy means conveying to readers why they should perform an action. While features may seem all-important, you need to communicate the benefits of the features to the user.

Communicate the benefits in a way that makes the user think about the product's role in their life. Write so that they imagine actually owning the product.

- **Feature:** A prominent aspect of a product or service that can provide benefit to users. It describes what the product does.
- **Benefit:** The positive outcome for a user that a feature provides. It can be the emotional component of what the user gets out of the product.

Why would your audience want to buy your product or service? Put aside the features for a moment; what will compel your audience to buy on an emotional level? How does it address their wants and needs?

For example, consider a home entertainment system. Features could include surround sound and a large, flat-screen television. The benefit is a cinema-quality experience in your own home.

Features and benefits are very different. Features are important to the company that provides the product or service. Benefits are important to those who decide to use the product or service.

Persuasive writing makes use of features, benefits, and active verbs to create appealing messages for your personas:

Enjoy cinema-quality movie nights in your own home with a surround-sound home entertainment system.

Logic

The structure of online copy can be compared closely to the structure of a newspaper article. The headline, usually containing the most important bit of information in a story, comes first. Online, visitors decide quickly whether or not to read a page. As a result, the most important information needs to be at the top.

Start with the news lead which is the main idea of the article.

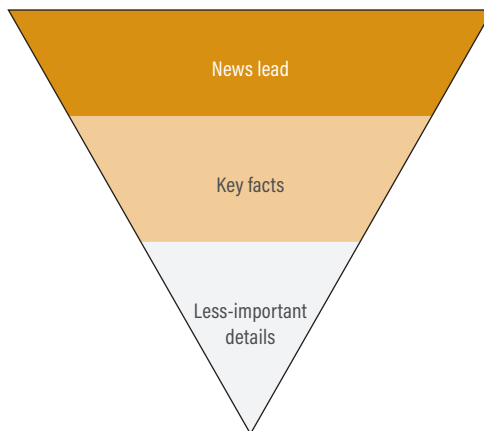


Figure 11.18 Information hierarchy

While clever word play in headings can attract some attention, these need to be written in line with the objective you want to achieve. The copy is multitasking; not only is it informing visitors of what to expect, it is also telling search engine spiders what the page is about.

11.5 ADVANTAGES AND CHALLENGES

The advantages of good digital copywriting are simple, your content will work better, your SEO will benefit, and your customers will find it easier to absorb your material. Clear calls to actions can also help to increase response rates.

However, some challenges do exist. The primary challenge is learning what, exactly, good copy is. This is important because bad content can really turn off your customer. Meeting SEO requirements without being spammy can be tricky, and you need a clear set of writing guidelines for your organisation to follow.

11.6 MEASURING SUCCESS

Measuring copywriting performance is important. How else will you know what is and is not working?

Brands often use conversions as the primary way to measure success. If your copy doesn't convert, what's the point? The goals that you measure will depend on the goals of your copy. If you want to boost subscribers to your newsletter or blog, then the number of subscribers will be your measure of success. If you want to increase sales, then the number of sales will be your measure. Because digital copywriting applies to almost every aspect of digital marketing, you can only measure its success if you have a clear idea of your goals.

However, copy isn't always just about converting. You can also use impressions, time on page, and bounce rate to see whether your copy is keeping people interested and on-site.

11.7 TOOLS OF THE TRADE

The Simple Measure of Gobbledygook (SMOG) formula from Harry McLaughlin can be used to calculate the reading level of copy that you have written. A SMOG calculator, and instructions for use, can be found on here: readabilityformulas.com/free-readability-formula-tests.php.

Sprout Social has also published a social media character counter to test the length of your posts before posting. Take a look at their guidelines here: sproutsocial.com/insights/social-media-character-counter/.

For an online dictionary and an online thesaurus, you can visit dictionary.com and thesaurus.com.

When it comes to keyword research, there are a host of tools available. Have a look at the tools suggested in the chapter on SEO. Grammarly is a good one. Visit grammarly.com.

NOTE

Read more about this in **Chapter 5: Search engine optimisation**.

11.8 CASE STUDY: YELP

Yelp is an American company that publish crowd-sourced reviews about businesses.

One-line summary

A Yelp salesperson tripled her B2B email marketing response rate by personalising and humanising email copy.



The problem

Yelp's sales email templates were dry and unengaging. They failed to consider the audience to whom they were writing, as well as features and benefits. This caused a disconnect between the brand and its audience. The emails made the salesforce sound, "Like a bunch of robots ... with no personality" (Medhora, 2015).

The solution

One Yelp salesperson tested a number of more personalised emails and came up with a formula that increased response rates considerably. She focused on showing that she was a real person and on building a sense of urgency, and looked like this:

Feature + Benefit + Value + Human Factor = Email more likely to earn a response

For example, for the feature, she would link to a business's Yelp pages. The benefit would be a description of how the business could grow through Yelp. The value would be indicating how many leads the business had found through Yelp, and the human factor involved casual subject lines and the use of emojis. The subject line for the email below was "Re: Yelp Email Per Your Request – A Response Would Be Appreciated ☺."

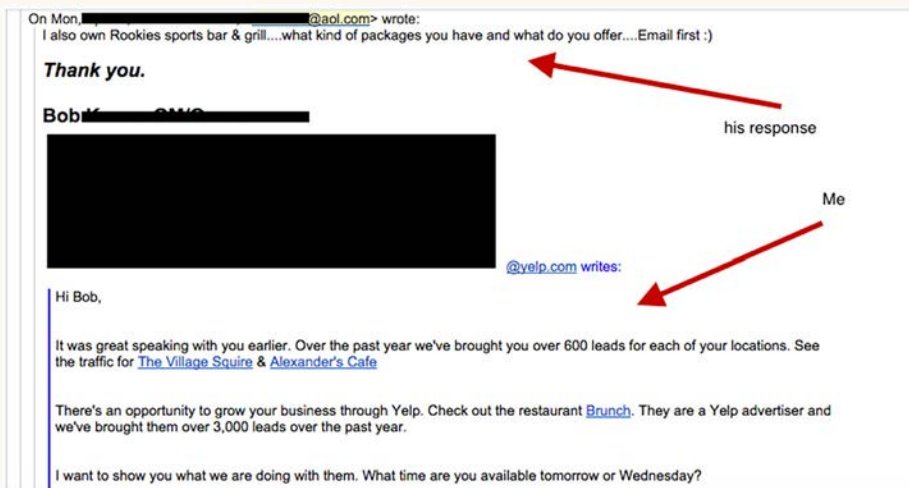


Figure 11.19 A personalised Yelp email and its response

The salesperson ran a few experiments to measure the success rates of personalised emails against Yelp template emails, added some important factors to consider – how the copy attracted attention, ignited interest and desire, and encouraged action – and then made sure that the email was interesting as well. She also tested a number of headlines, or subject lines, to see which had the best response rates.

The results

- Her response rate rose from 3.33% to 11.43% (even if some were negative)
- She learned some important lessons about how personalising your copy, thinking about features vs. benefits, and writing for an audience of one can improve responses.

11.9 CASE STUDY QUESTIONS

1. Why would bad copy in emails prevent users from signing up with Yelp, which aims to help businesses grow?
2. Why do you think the more targeted copy performed better than the more generic copy?
3. Identify the writing for digital principles (including audience considerations) that improved the response rate for the Yelp emails.

11.10 THE BIGGER PICTURE

It should be clear by now that online content touches every other digital marketing tactic. After all, they all need to communicate messages in text format, whether that's a CTA button on a website, a video description, or a long-form press release written for digital PR purposes. While content marketing strategy may tell you what content to create, knowing how to create it comes down to great online writing skills.

Writing for digital overlaps strongly with SEO, since copy is the basis of all web optimisation as search engines can't read images, videos, or other rich media content. It also overlaps with UX, since making a website easy to navigate involves ensuring that your copy matches user needs.

11.11 CHAPTER SUMMARY

Online copy is the foundation of a website. It is constantly in view and is usually the focal point of a page. Good online copy can also make the difference between a site attracting regular traffic and becoming stagnant.

First and foremost, your writing needs to have the reader in mind. The copy should be strong, clear, and easily readable (remember the principles of scannability, including bullet points, bolding, short paragraphs, and headings), while still making maximum use of key phrases.

11.12 CHAPTER QUESTIONS

1. Why is it important to write for an 'audience of one'?
2. Why should users dictate your content? List some ways that users' needs determine content.
3. What are some ways to make web copy easy to read, and why is it important to do so?
4. For some real, online copywriting practice, choose an article in a magazine or newspaper and rewrite it for an internet audience.

11.13 FURTHER READING

medium.com/the-book-mechanic/how-to-write-digital-copy-332bc8b4e980 – To get started on writing for digital, read an article published on Medium.com by Dan Brotzel, How to Write Digital Copy: A Complete Guide

www.copyblogger.com – It has regular articles and case studies on writing online copy that converts.

www.palgrave.com/gp/book/9780230613881 – Another excellent resource is The Idea Writers: Copywriting in a New Media and Marketing Era

11.14 REFERENCES

Ceci, L., 2022. Mobile internet usage worldwide - statistics & facts. [Online]

Available at: www.statista.com/topics/779/mobile-internet/

[Accessed 26 May 2022]

Investec, 2022. [Online]

Available at: www.investec.com/en_za/welcome-to-investec/about-us.html

Accessed 4 March 2022]

Medhora, N., 2015. How I tripled Yelp's email response rates with just 3 changes. [Online]

Available at: copywritingcourse.com/b2b-email-marketing-tips-from-yelp

[Accessed 4 March 2022]

Mesibov, M., 2015. How Copywriting Can Benefit from User Research. [Online]

Available at: www.smashingmagazine.com/2015/07/how-copywriting-can-benefit-from-user-research

[Accessed 4 March 2022]

Nando's, n.d. Where the Fire Began. [Online]

Available at: www.nandos.co.za/explore/the-story-of-peri-peri

[Accessed 4 March 2022]

Oxford Dictionaries, 2022. Word of the Year 2021. [Online]

Available at: languages.oup.com/word-of-the-year/2021/

[Accessed 4 March 2022]

Smashing Magazine, 2015. A Field Guide To User Research (Smashing eBooks).

Wikipedia, 2022. History of Blogging. [Online]

Available at: en.wikipedia.org/wiki/History_of_blogging

[Accessed 4 March 2022]

11.15 FIGURE ACKNOWLEDGEMENTS

Figure 11.1: Screenshot, personas

Figure 11.2: Screenshot, MTN's Facebook social ad, 2022

Figure 11.3: Screenshot, Lynda.com, 2016

Figure 11.4: Screenshot, Coursera, 2016

Figure 11.5: Screenshot, email

Figure 11.6: Screenshot, Google Ad extension

Figure 11.7: Screenshot, DiGiorno's Twitter page, n.d.

Figure 11.8: Claire's digital marketing blog, 2016

Figure 11.9: Apple, 2016

Figure 11.10: Screenshot, Litmus newsletter, n.d.

Figure 11.11: Screenshot, Fast company Blog, 2016

Figure 11.12: Screenshot, mobile-optimised copy from Litmus

Figure 11.14: Screenshot, Google search, 2017

Figure 11.16: Screenshot, Google support for Adwords, 2017

Figure 11.18: Stokes, 2013

Figure 11.19: Kopywriting Kourse, 2015

Yelp logo: yelp.com

12

CONTENT CREATION: VIDEO

In this chapter, you will learn:

- Why video marketing is such a powerful, versatile, and effective marketing channel online
- How successful online videos are produced, step-by-step
- About paid, earned and owned methods of promoting your online video.

12.1 INTRODUCTION

Video is considered the 'go-to' form of communication. It offers a rich, engaging, and stimulating experience for viewers. With the increased availability of bandwidth and improvements in video technology, people have started watching and sharing videos on a scale never seen before, and it is increasing every year. From music videos to funny clips of animals to reviews, how-tos, video streaming, and movie trailers, users are turning to video for entertainment, information, and education.

As a result of the global Covid-19 pandemic, people are watching more videos online than ever before, and the amount of online video that people watch has almost doubled since 2018.

According to Statista (2022), the most popular forms of online video content are:

- Music videos (51.4% of users)
- Comedy, meme, or viral videos (37.1%)
- Tutorial or how-to videos (31.3%)
- Video live stream (30.4%).

Google remains the world's largest desktop search engine, with a 92% global market share (Statcounter, 2022). The second most popular website by total visits is YouTube, the online video-sharing and social media platform. YouTube boasts over 2.1 billion unique users (Statista, 2022). This indicates that users are turning to YouTube with precise, intent-driven behaviour; they're not just browsing randomly or waiting for a link to land in their inbox.

Understanding how to create and optimise videos for search is an important part of any digital strategy since more and more people are using search engines to find video content.

Every day, about 1 billion hours of video are watched on YouTube, more than half of which come from mobile devices. Every minute, 500 hours of video are uploaded (Statista, 2020). Other social media sites are getting in on the video action as well. More than 4 billion video views happen on Facebook every day (Hootsuite, 2022).

The introduction of live video streaming websites, applications, and software that allows users to broadcast live videos, such as YouTube Live, Twitter Live, Facebook Live and Instagram Live have changed the video game. Users spend 10 to 20 times longer watching live video than they do pre-recorded video. The element of real time viewing and engagement offers exciting interaction for audiences.

Videos can come from anyone and from anywhere. Small videos can experience massive global reach, as was the case with the popular 'Charlie Bit My Finger' video, which had accumulated 886 million views by July 2021.

Brands use video-sharing platforms to connect with their customers, who are increasingly interacting with their brands by creating opinion videos, parodies, and responses. Individuals

have the power to market themselves, their ideas, who they are, and what they do. Video content helps you connect with your audience, creating an experience and encouraging engagement.

12.2 KEY TERMS AND CONCEPTS

Table 12.1

Term	Description
Annotation	A comment or instruction, usually added as text, on a YouTube video. A YouTube annotation may contain links directing users to other pages within YouTube or, if a brand is willing to pay, to outside websites. These have been phased out as of 2017 and replaced with video cards.
Captions	Text that appears over a video that labels a scene, identifies a location or person, or narrates dialogue on screen. Captions can be either open or closed.
Embedding	Taking video from an online video provider and posting it elsewhere on the web.
Google AdWords	Google's search advertising program, which allows advertisers to display their ads on relevant search results and across Google's content network.
Metadata	Information that can be entered about a web page and the elements on it to provide context and relevant information to search engines.
Search engine results page (SERP)	The actual results returned to the user based on a search query.
Thumbnail	The small, still image that is shown at the start of the video. This can be selected and can make a video more enticing.
Video cards	Calls to action that pop up during a video and entice certain actions from viewers. Replaced annotations in 2017.
Video search engine optimisation (VSEO)	Optimising videos for search engines, similar to the way in which one would optimise a website to rank higher on the SERPs.
Video syndication	The process of distributing and getting search coverage for videos.
Views	The number of times a video has been seen. Multiple views can come from one user.

Viral video	A video that becomes immensely popular, leading to its spread through word of mouth on the internet via email, sharing on social networks, and other hosting websites.
Vlogger	Video blogger. A person who produces regular web videos about a chosen topic on a video-enabled blog.

12.3 VIDEO CONTENT STRATEGY

Videos are powerful because they can have a strong emotional effect on viewers. It's no secret that funny, shocking, amazing, and inspirational videos do particularly well online. Video is the ideal tool for experiential marketing, giving viewers the chance to experience something alongside the onscreen actors and to consider how they would feel or act in that situation. It also helps to show off a brand's personality, tone, and communication style.

Video content is a necessary part of the digital marketing mix. Dr James McQuivey (2014) famously exaggerated that, "Video is worth 1.8 million words." Exaggeration or not, video is more engaging than any other form of content. Consider these statistics:

- Video on social media generates 1 200% more shares than text and images combined (WordStream, 2021).
- Companies using video have 41% more web traffic from search, and video can cause a 157% increase in organic traffic from search engines (Small Business Trends, 2021).
- Video on a landing page can increase conversions by 80% or more (Wordstream, 2021).
- Businesses using video grow revenue 49% faster year-on-year than those that don't use it (WordStream, 2021).
- 59% of company decision makers prefer to watch a video than read an article about a product (Forbes, 2017).

Many people are still under the misconception that online videos are expensive and difficult to produce, which is not necessarily true. While the most popular videos are professionally produced, for example, the Despacito music video has accrued around 7.7 billion views, the many millions of successful home video bloggers – vloggers – and marketers prove that low-cost videos can still make an impact.

Unlike content made for TV, web video content can be filmed at a much lower cost and quality, using readily available home video equipment. Affordable high-quality cameras have made quality content production a reality for everyone. Viewers don't necessarily expect a super-slick offering (though even this is possible with some basic video editing software). To get started with making video marketing content, you will need:

A camera: Depending on what you can afford, this can range from a simple webcam or your mobile phone's camera to a (top-of-the-line) professional camera, though there are many excellent mid-range options available at a low price.

A microphone: While some cameras have a built-in microphone, it is worthwhile investing in a proper mic to ensure that you capture better sound quality as built-in microphones tend to catch a lot of background noise at the expense of the main audio.

Video editing software: You will need a software package to cut, edit, and finish your video; there are a wide range of options, including free built-in software (Movie Maker for Windows and iMovie for Mac) and professional video editing suites (Final Cut Pro and Adobe After Effects), which can be more costly. YouTube also offers an online video editing tool, and you can take a look at some of the available apps like Filmmaker Pro, ProMovie Recorder, and Adobe Premiere Clip.

NOTE

There are many useful, free resources and tutorials on creating videos online. www.wikihow.com is a good place to start looking.

12.3.1 Video content versus video ads

Video marketing covers two approaches.

1. Video content: These are videos made to entertain, inform, share updates, enlighten, or delight the viewer. Much like syndicated articles or blog posts, these are usually not directly promotional, but instead provide shareable content that gives value to the viewer. Some examples of video content include:

- How-to guides, tutorials, and explainer videos
- Conference talks
- Video presentations where video should be used to:
 - Inspire, emotionally connect people
 - Educate in a fun, informative, and entertaining way
 - Reveal the unexpected
- Valuable industry updates
- Educational lectures
- Product reviews and advice
- Entertainment.

NOTE

If your company or brand wanted to create content videos, what format and approach would you use?

2. Video ads: These are simply adverts that are filmed and formatted for online use. These can be existing TV commercials that are shared online or custom ads made specifically for the web. Statistics about video consumption make a compelling argument for the latter over the former. We'll cover a range of options for posting your video ads below, in **Section 12.5.2 Paid video promotion**.

12.3.2 Is it possible to go viral?

The Holy Grail of video marketing and, in fact, any marketing on the web, is word of mouth – having a piece of content 'go viral'. This means that the content spreads from person to person through the web at a very high rate, attracting an exponentially growing audience as it gains

popularity. The key to this viral effect is social media, where each user is connected to a wide network of others and can easily share content with their friends. Because this is a trusted social referral, it's more likely that they will view and share it themselves, if it's good enough.



Figure 12.1 A screenshot of the most popular Will It Blend video on YouTube, indicating the number of times it has been viewed since it was uploaded in April 2010

Nobody quite knows the secret recipe for getting content to go viral, and quite possibly there isn't one; the sheer variety and scope of viral videos shows that almost anything might catch the interest of the internet on the right day. This means that it's very difficult to craft a video in order to make it go viral. Instead, focus on making great content that you and your audience will love and that speaks to their wants and needs and then, if you're lucky and your stars align just right, your video might go viral. Consider the following:

- **Address a currently trending topic:** Find something that users are already excited about or interested in, and see how you can contribute meaningfully to the conversation. For example, make your own edited version of a viral video.
- **Make it enticing:** Craft the video's description, title, and thumbnail so that they draw attention.
- **Make it remarkable:** Whether it's funny, astonishing, scary, shocking, or informational, your content has to have value for your viewers, and it has to give them social capital for spreading it.
- **Make it unique:** The internet loves new, fresh, crazy ideas, so don't rehash somebody else's success or stick to a formula. Be truly creative and inventive.

- **Make it shareable:** Include the tools and incentives to make your video easy to share; consider social media chiclets, video cards, and encouraging comments.
- **Make it short:** With very few exceptions, successful viral videos tend to be short, impactful clips. Users have short attention spans. You lose around 30% of your audience in the first two minutes, with a sharp drop off between 2 and 6 minutes, so make sure you get the message across quickly (Wistia, 2016).

12.4 VIDEO PRODUCTION STEP-BY-STEP

Creating video content for the web can be easy and cost effective, but it will always involve a lot of research, thought, and planning before you even get started with filming. Remember, you are not making a video series/podcast for a brand you work on or a brand you know. The content you are creating *is* the brand.

12.4.1 Know your audience

As always, you first need to identify the audience for whom you are creating this video content. What are their wants and needs? What video content are they already consuming? Where are they consuming it? How can you engage their attention, provide something valuable that fits the platform, and promote your brand at the same time? Some solid market research will reveal the answers to these questions.

12.4.2 Planning and conceptualising

Planning is your priority for successful video production. Brainstorm some ideas. You will need to come up with the core concept for the video, which will be determined by what your target audience wants. If you don't yet know what that is, go back to your target audience and ask what they need. A few questions you may ask yourself here are:

- Why would they watch/listen to your product?
- What do they need from it?
- Would they be likely to share it with others?

Decide on the best style and tone in which to convey this and then get into what each of your episodes is going to be about. It should be a logical narrative, each one closely related to your specific angle. Your episodes can be part of a continuous story, like in a podcast that's about one story, or different aspects under your topic umbrella.

Once you have decided these aspects, you have what you need to start planning your actual video shoot. Write a script, or at least prepare a breakdown of what the video should include, and schedule the shoot. Consider the venue, crew required, actors, and any other props or elements you will need. How long this takes will depend on the complexity of the video you're planning and your budget.

Give your product an identity

Make sure you have a logo for your title. Try not to make it too complicated; a good, strong font may be all you need. Just make sure that it's legible. It should look as polished and clear as possible.

For a video series, it's a good idea to have an introductory screen/animation to introduce your video. Simply make use of a title screen, but remember to include it in front of every episode to give your series consistency.

If you're making a podcast, add music in the same way you would for a video title screen. Choose a signature piece of music for your podcast so that it becomes part of the identity.

Important: Use music from royalty-free sites. You can't use a popular song unless you've actually purchased the rights to it. You can choose from loads of royalty-free music online. Check out freemusicarchive.org and filmstro.com. With a little research, you will find there are many others to choose from.

For either video series or podcasts, you can also design cover art. This is the thumbnail that comes up in search and as the 'profile picture' of your videos and podcasts.

Watch your sound

Whether you're making a video series or a podcast, always prioritise your sound.

Hot tips for getting the sound right:

- Avoid recording voices in a noisy area. Unless you're a master of audio editing and you know how to change the volume on every track, you will struggle to drop the noise behind your speaking parts. Resist the urge to record or film interviews in coffee shops or anywhere in public where there may be a lot of background noise.
- If you don't have access to a 'dead' sound area (and most people don't), you can record on a mobile phone microphone under a duvet in a quiet room for a pretty pro-sounding effect. Alternatively, a decent quality of sound can be created in a car parked in a quiet area with all the windows and doors closed.
- Don't run music throughout your podcast. Listeners get very irritated by a constant low thrum of music underneath speech. By all means, drop in bits of music for atmosphere, but avoid a music 'bed' running in the background.
- If you do use music in your video/podcast, make sure that it doesn't overpower the speech. You don't want anyone to strain to hear what is being said.

It's not just interviews

Interviews can be great but they seldom make very compelling content. If your video series/podcast is merely a series of interviews about your topic, give it some more thought. Unless

it is exactly what your target audience wants, there's nothing very engaging about listening to people being asked questions over multiple episodes, unless every episode stimulates thought, interest, or entertainment.

To improve how it will be consumed, consider using one or two interviews, interspersed with some scripting and interesting narrative. Have you really chosen the most original angle you could have, or is it a bit of a seen-before?

If you are going to use an interview, think about how you could present it. A lot of times, the part where you ask the question is cut out and the answers given by the interviewee are edited together into one piece. This helps to make the format a little more compelling.

Remember to tell a story

Share a story or a series of stories but avoid a dry statement of facts. Make sure that you've done your research for your audience. For instance, few people need to know how to eat a strict keto diet again. There are a million other video series just like it. Maybe they want to know how to eat a strict keto diet with practically no money – your research will give you the cues you need to direct the story.

Be brutally honest with yourself

When it comes to creating digital content, being honest with yourself is very important. After you've watched/listened to what you've created, and you ask yourself "Would somebody really download this?", answer honestly. There is no point in creating average content when it's your product. We're in the business of making content that sells. If it's just okay, go back and see how you could make it good. If it's good, go back and see how you could make it great. Don't be content with the ordinary.

Spend a lot of time watching and listening

Watching how other people create successful content is an excellent way to pick up tips and follow best practice. Look at what they do well, what they don't do so well, and what they could do better. Then, bring your own production up to speed.

12.4.3 Producing and editing may take some time

It's time to get filming. Once you have all your footage and audio together, editing can begin. Save the majority of your project time for editing. Adding any special effects and other elements to your production can take time, especially if you want the end product to look and sound professional. Be pedantic and fussy with your editing process, because you want smooth editing with no jumps, skips, or disconnects. It may take a few tries to get it right, which is perfectly normal.

NOTE

For some helpful pointers and advice on producing your video, take a look at the Vimeo School: vimeo.com/videoschool.

12.4.4 Choosing and uploading to platform

Once you have the video, you need to decide where you will have it uploaded. There are two options for making your video content available online. These are not mutually exclusive and there are techniques for both to ensure the best distribution and search coverage for your video. For example, you could be embedding videos posted elsewhere on your site or on social media, which is where a massive amount of video is being consumed.

Online video can be hosted on your own site, or it can be posted to one or many video distribution channels. If you post your video somewhere such as YouTube or Vimeo, it is then easy to embed it into your website as well.

The main advantage of posting a video to a third-party site is the opportunity to quickly exploit an already existing audience. These websites also usually have a built-in social and viral media aspect to their user experience. Video-sharing sites tend to have simplified algorithms which are easier to take advantage of, leading to more rapid universal search exposure.

Many third-party video hosting options exist. Short-form video platforms like TikTok, Instagram Reels and Snapchat have emerged to challenge existing industry giants like YouTube and, increasingly, Facebook.

To gain the most views for your videos, you need to find out where your audience is consuming video. Once you discover the platform of their choice, create videos for those specific platforms and post them accordingly.

As mentioned in the planning and conceptualising bullet, you should brand your channel. Many platforms encourage adding a logo, branded elements, a brand description, and links to your other web properties. You can customise your page as you see fit. Some platforms also have a range of analytical features for you to measure engagement and, as an added bonus, they work well on mobile devices, too. Using YouTube can help you gain many benefits in ranking well on the world's most popular search engine, Google.

A few more good options for free video hosting include:

- Facebook: facebook.com
- Vimeo: vimeo.com
- Dailymotion: dailymotion.com/us.

If your video is hosted on your own website, the obvious advantage is that you have control over the whole website and the environment in which it is hosted, from the look and feel to on-page text, metadata and user experience.

When it comes to advertising and related content, you control both, and you decide how to monetise it.

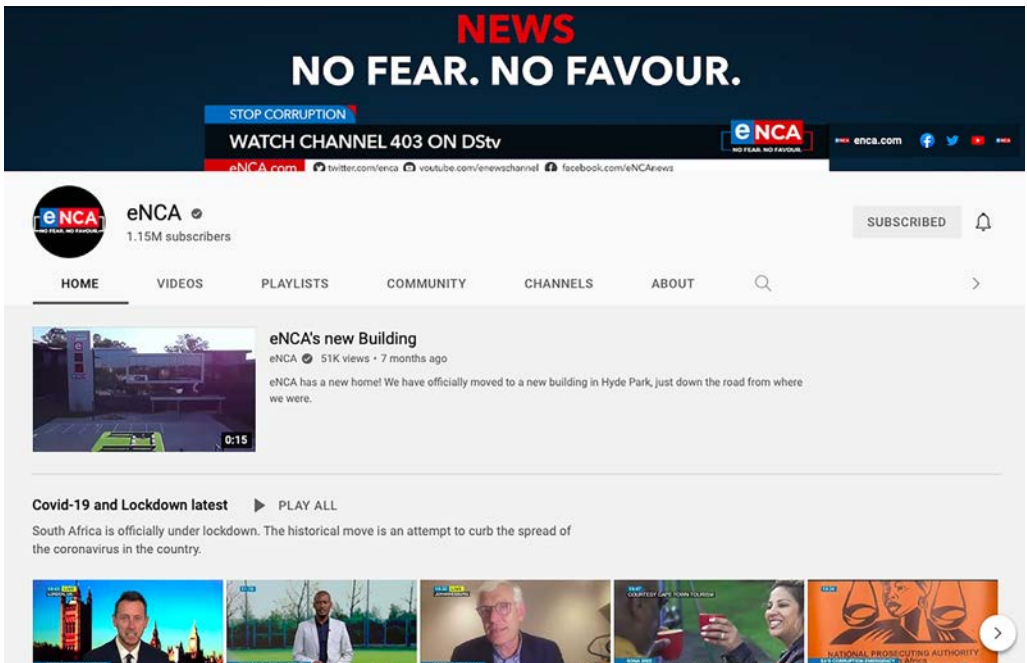


Figure 12.2 The eNCA channel on YouTube shows strong branding

Traffic and links go directly to your website and can therefore be integral to a longer-term search strategy. However, consider embedding your videos from your account on your chosen video-sharing site. Not only does this allow you to cross-pollinate content, but you will also gain more views via more points of entry.

12.4.5 Optimising

To make it easy to discover on the web, it is important to optimise your video. Searching on the web is keyword based. Users type keywords relevant to their query into a search box, and the results of the search should list content that matches the keywords.

The search engine tries to match your keywords to the content it has indexed. It is also trying to determine how to rank the results so that you get the most relevant content at the top of your search results page.

NOTE

YouTube Analytics allow you to see who is watching your videos and insights on their demographics. It also shows your returning and new viewers, unique viewers, subscribers, and total members.

NOTE

Video marketing needs to be timely, relevant, memorable, and optimised if you want to see any return on investment. Read about the Content Marketing Institute's Simple 5-step process here: [contentmarketinginstitute.com/2014/02/optimize-video-content-simple-process/](https://www.contentmarketinginstitute.com/2014/02/optimize-video-content-simple-process/).

You would have learned more about this in **Chapter 5: Search engine optimisation**. Optimising video for search involves understanding the basics of SEO, as well as the particular challenges and tactics of optimising video content.

Search engines rely on being able to use text in the content to determine what it is about, and other indicators to determine how relevant that content is. When it comes to web pages, search engines can 'read' the text on the page to determine what the page is about. Moreover, they can measure the links coming in to determine how relevant the page is.

When it comes to video, although the search engine cannot 'watch' or 'read' the video in the same way that a human can, there are technological solutions that are starting to make this possible. For instance, Google Search tries to automatically detect the segments in your video and show key moments to users, without any effort on your part. Alternatively, you can manually tell Google about the important points of your video by visiting this site: developers.google.com/search/docs/advanced/guidelines/video.

To do so manually, it is good practice to include metadata to determine what the video is about. The search engine also needs to look for ways to measure relevance.

Marketers and website owners now need to optimise all forms of content, whether it be for text pages, images, or videos, in order to achieve better rankings. Video search engine optimisation (VSEO) involves the use of basic SEO foundations and additional creative optimisation methods to ensure that online video content appears higher up on the SERPs.

Optimising video for video-sharing sites such as YouTube means that your video will appear in search results on the video-sharing site and also on SERPs such as Google. While each video-sharing site will use its own algorithm, the guidelines below can be considered best practice across most of the video-sharing sites.

Video titles are very important

A video title is one of the first things a user sees when clicking through to a video. It is used, first and foremost, by the video search engines to determine the relevance of your video to the search query. Your most important keywords should appear in the first three words of the title. Longer, descriptive titles are better than short, concise, and obscure, ones.

NOTE

If you are creating a video series, use a standard naming structure for the title to make all videos easier to find.

If you have a great title, it will grab the attention of the audience and you will get a lot of views. Promise value to the user with the title, and sparkle interest. A power word or two will grab the attention, but make sure it is not sensational or misleading. Steer clear of clickbait, such as 'How to get fit without exercise.'

Google cute dog rescue


About 53 200 000 results (0.48 seconds)

Cute Dog Rescue

A New Hope Dog Rescue
4.5 ★★★★★ (17) · Animal rescue service
081 893 4427
"Wonderful caring animal shelter and rescue."

Tranquility Animal Rescue Centre
1.0 ★☆☆☆☆ (1) · Animal shelter
Midrand · 073 562 2919

Kitty And Puppy Haven
4.1 ★★★★★ (333) · Animal rescue service
7+ years in business · Midrand · 010 224 0760
Open · Closes 3PM
"Great rescue who appears to get the cutest little kittens and puppies."



Videos

Dog rescue in South Los Angeles: a cute terrier & 2 pups
YouTube · Hope For Paws - Official Rescue Channel
09 Oct 2010

Dog Found Near Death is So Happy Now • Dog Rescues That ...
YouTube · The Dodo
19 Jun 2019

5 key moments in this video

Friendly Stray Dog Refuses to Be Rescued Without Her Best ...
YouTube · The Dodo
14 Aug 2020


4 key moments in this video

[View all](#)

<https://www.goodhousekeeping.com/life/pets/our-...>

Rescue Dogs Before and After - Good Housekeeping


4,664,469 views · 3,045 likes · 0 dislikes · Title changed



07 Dec 2020 — adorable rescue dogs. Social Tees Animal Rescue. We simply cannot resist a heartwarming makeover — especially when it involves an adorable ...

Images for cute dog rescue

poster · golden retriever · dog contest · lamb chop



[View all](#) [Feedback](#)

[https://www.facebook.com/.../Animal Shelter](https://www.facebook.com/.../Animal-Shelter)

Woodrock Animal Rescue - Home | Facebook

44,743,313 likes · 0 dislikes · Title changed

Woodrock Animal Rescue, Centurion, Gauteng ... Could Okey be the cutest dog in the whole wide #lazysaturday #rescuedog #adoptdontshop #home ...

★★★★★ Rating: 4.8 · 714 votes

<https://hears.org.za/dogs>

Adopt a Dog - TEARS – Animal Rescue

Figure 12.3 A search result for the words 'cute dog rescue' brings up location, videos, images as well as high ranking org sites



Figure 12.4 Video title on Vimeo

Use informative, long descriptions

Descriptions will contain key terms that search engines should be looking for to determine what the video is about. Use your most important keywords here. Include as much information as possible but use the most important information in the first 25 characters. Also include a link in your description to direct users to other content that you have.

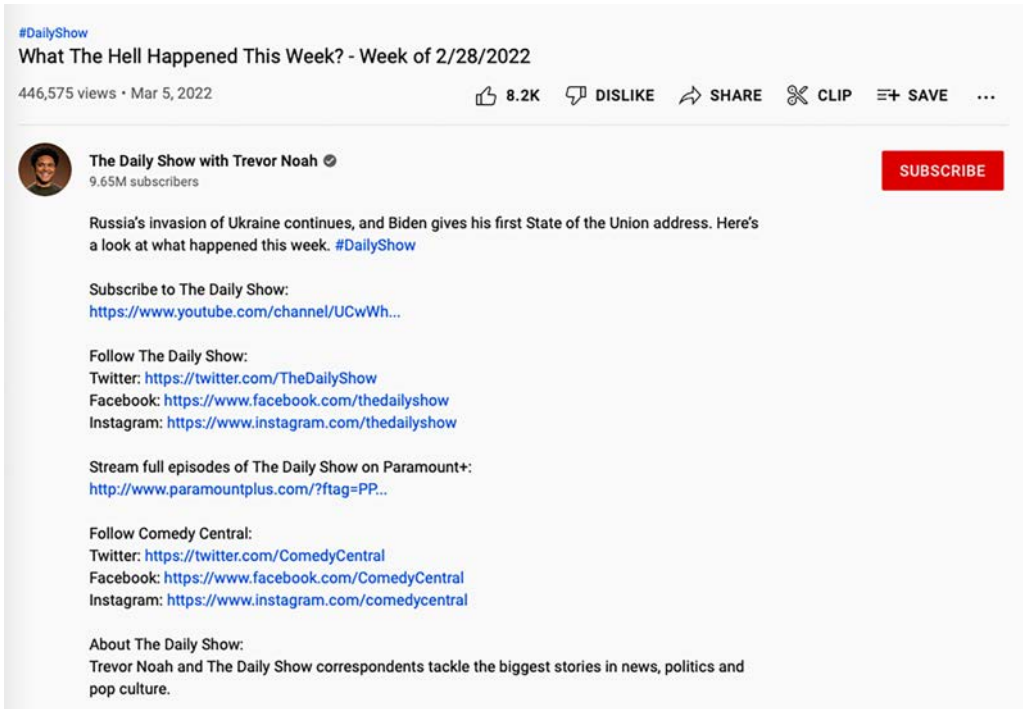


Figure 12.5 The Daily Show with Trevor Noah's video description on YouTube

Use the tags to input several keywords

Put your most important keywords first. You can also capitalise on popular search terms and piggyback on popular or topical phrases. The video hosting site will use your tags to help categorise your video. YouTube has also introduced hashtags to make searching easier; some other platforms already use these. Ensure that tags and hashtags are relevant to your video and utilise terms from the same category.

YouTube Suggest and Google Suggest are useful tools for generating ideas. You can view the tags other users use on YouTube to get some ideas by choosing 'view page source' from your browser's menu and doing a search for 'keywords'

```
<meta name="keywords" content="Movies, film, foreign languages,
```

Figure 12.6 Video tags in HTML source code

Encourage comments, subscriptions, ratings, embedding, and sharing

Get users to engage with your video in any way you can, and don't forget to respond to relevant comments. It's critical that your budding audience community feels that they matter and that you are taking them seriously. This is a key point to remember if you want to create a thriving community. Engagement is a massive factor in search engine rankings, so it is very important to focus on content; strong optimisation is no substitute for weak content.

To incite discussion, consider posting a comment as soon as you have uploaded a video, or adding a video card to encourage feedback. Pose a provocative question to spark discussion and lead the conversation. Engagement is the absolute key to success in the social media space.

The screenshot shows a YouTube comment section with 893 comments. The top comment is from Anna C, posted 1 day ago, with 77 likes and 3 replies. The second comment is from Betty Stiegler, also 1 day ago, with 187 likes and 21 replies. The third comment is from Chadwig Walter, 1 day ago, with 279 likes and 8 replies. The fourth comment is from Raluca Percec, posted 23 hours ago, with 34 likes and 1 reply. Each comment includes a profile picture, a name, a timestamp, the comment text, and interaction icons for likes, replies, and a 'View replies' link.

Figure 12.7 YouTube comments showing engagement with the brand

Optimise the thumbnail



Figure 12.8 Three thumbnail choices for YouTube videos – note the clear branding and/or use of people to draw attention

Video thumbnails let viewers see a quick snapshot of your video as they're browsing YouTube. After your video is finished uploading, you can choose a thumbnail from the three options YouTube automatically generates or upload your own if your account is verified. You can look at it here: support.google.com/youtube/answer/72431?hl=en.

Consider adding an enticing thumbnail frame. YouTube allows you to choose any moment in the video to be the thumbnail. Many other video platforms also give you this opportunity. Simply optimising the thumbnail image can encourage increased clickthroughs and views, which help to increase search visibility.

Use video cards and end screens

Use video cards to link to and from other video properties. Cards allow you to add text boxes with clickable URLs, which are crawled by the search engine spiders as well, at points of your choosing in your video. Cards in already popular and current videos can be used to drive traffic to new videos, although it should be standard practice to include them in a video as soon as it has been uploaded. It's also a great way to encourage viewers to subscribe to your YouTube channel.

NOTE

A great way to use end screens is to link to some of your other videos at the end. This works similarly to 'articles you may like' at the end of a blog post. You can also use video cards to do this during the video.

The nature of YouTube is such that the number of views for pages on which videos are watched is always higher than channel views. However, if there is a paid search campaign running, the option to play clicked videos on the channel page exists. This is optimal to boost interactions with the branded channel header image, increase engagement with the playlist, and raise the channel view stats.

Upload videos regularly

Upload videos regularly to ensure continuous channel activity and topical interest. Consider the nature of the brand and what you are trying to communicate to your viewers. Decide how often videos are uploaded but remember, the more videos you upload, the higher your channel

will rank as a result of Google picking up on your fresh content. Think of it like a TV schedule that lets users know when your 'show' is on so they know when to come back.

It also helps to delete videos that are not successful. The amount of content you upload is also dependent on the service or product your brand offers and your video budget. It's a careful balance of not overloading your channel with useless media and keeping content fresh and engaging.

12.4.6 Engaging the community

It's always essential to engage with your community. Respond to any comments or questions in a timely manner, and take feedback on your content into account when planning new videos. There are millions of new videos being added every day, and your audience will not necessarily stay hooked for very long. That is why it is important to ensure that you engage with them to create a sense of community, to relate to them, and to show genuine interest.

12.4.7 Reporting

As with all digital marketing tactics, in video marketing it's essential to track and analyse data about your activities, and then to optimise your strategy accordingly. When creating video content, use the various measurement options available to determine what you can do better going forward.

YouTube Analytics is a free tool that enables anyone with a YouTube account to view detailed statistics about the videos they upload to the site. You can see how often videos are viewed as well as how popular they are relative to all videos in that market over a given period of time.

You can also delve deeper into the lifecycle of videos, such as how long it takes for a video to become popular and what happens to video views as popularity peaks. YouTube even breaks down the specific second when users stop watching the video.

Using these metrics, you can increase your videos' view counts and improve popularity on the site. For example, you might learn that your videos are most popular on Wednesdays, that they have a huge following in Spain, or that new videos that play off previous content become more popular more quickly. If you see users dropping off halfway into the video, add a video card to mix things up. There are many creative ways to approach this.

With this information, you can concentrate on posting compelling, fresh content that appeals to selected target audiences, and post these videos on days when you know these viewers are on the site. You could even go a step further and customise the video, dubbing it in Spanish, closed captions also support SEO efforts. The range of possibilities to customise and optimise your content is limited only by the brand's level of willingness.

Furthermore, you can access a breakdown of how viewers discovered a specific video, which can then be used to optimise the keywords, tags, and descriptions of videos.

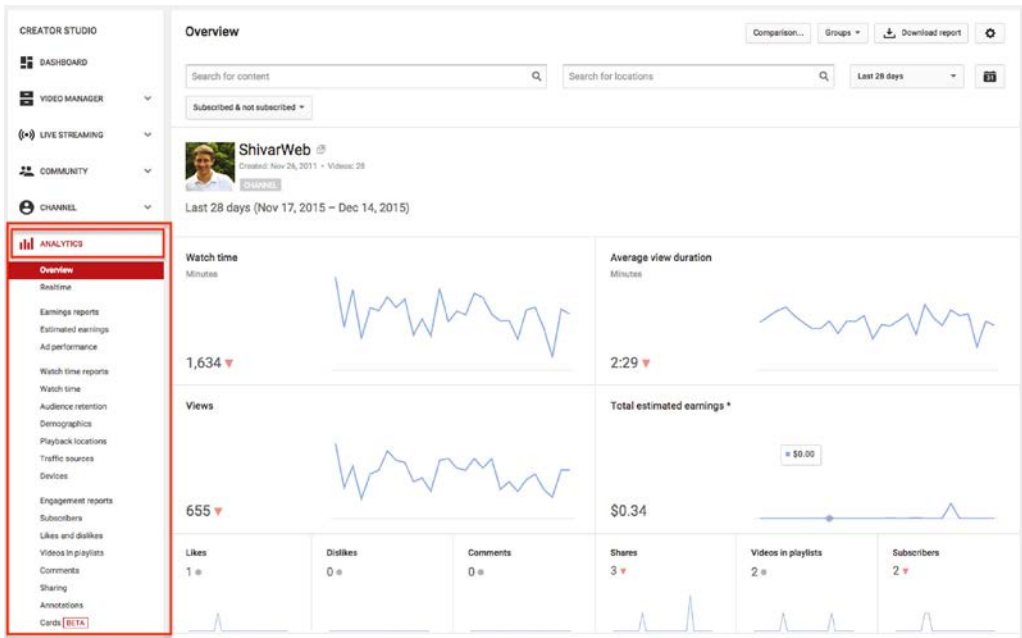


Figure 12.9 YouTube Analytics

Facebook Analytics also give you some information about your video's performance, though it tends to be less detailed.

12.5 VIDEO PROMOTION

There are four main ways in which users find content and video online:

1. A user knows what sort of video they are looking for and goes directly to a search engine to search for content. This relies on SEO or search advertising, if you decide to promote the content on Google.
2. A user follows recommendations from others, found through emailed links, social bookmarking and sharing services, or social media such as blogs, Twitter, Facebook, and YouTube. This relies on social sharing.
3. Someone knows exactly what they are looking for and navigates to the appropriate URL directly. This relies on good branding and market awareness.
4. The user finds the video through paid advertisements and promotions. This relies on paid advertising.

12.5.1 Earned video promotion

We covered the general guidelines for optimising your video for search earlier in this chapter. Here are some specific considerations for YouTube search optimisation, as well as social sharing.

YouTube video search optimisation

YouTube, which is owned by Google, is still the dominant player in the video-sharing market, despite increasing competition from social media sites. While we focus in this section on optimising for YouTube in particular, many of the same approaches apply to other video-sharing sites.

Once you've determined how users are already accessing your videos and where they appear in SERPs, you can use various techniques to improve your rankings. While YouTube, like Google, keeps its search algorithms a closely guarded trade secret, digital marketers can speculate and experiment to see what works and what doesn't.

Firstly, the following components are evaluated on a keyword and key phrase level by the search engine spiders:

- Titles
- Descriptions
- Tags
- Playlist additions
- Inbound links.

Additionally, YouTube defines relevance in accordance with the popularity of a given video, as well as the interaction taking place around it. The following factors play a dominant role in the algorithm:

- Video views
- Channel views
- Ratings
- Comments
- Shares
- Embeds
- Subscribers
- Age of video.

Keeping YouTube content current and entertaining is vital if a video is very new. This will allow the video to engage with viewers. Remember, a new video growing in popularity (that is, views), will take preference in the SERP over an older video with more views.

Social sharing

You should initiate and encourage social sharing; ask your viewers to post your video on social networks, aggregators, social bookmarking sites, and other channels. The more users share, the wider an audience you can potentially reach, and the more likely your video is to go viral or, at least, spread far and wide. Social sharing and recommendations are also increasingly relevant ranking factors for search engines.

12.5.2 Paid video promotion

In the same way as with Google's search advertising, you can pay to have your video recommended on YouTube. You are able to bid on searches or popular videos, show pre-rolls on other videos, and have your video content displayed alongside the search results of other videos.

Paid promotions on YouTube are a cost-effective and quick way to promote video content, especially if the content is topical. It's targeted and controlled. For InStream, you pay only when a user watches 30 seconds or more of your video or, if your video is shorter than 30 seconds, you'll pay only if they finish watching the entire clip. For InSearch and InDisplay, you pay-per-click on your video. This is a great opportunity for brand awareness, coupled with a potentially lower cost.

However, some users find this form of advertising highly intrusive, particularly in markets where bandwidth is slow and expensive, and it may take several seconds for the ad to load before it can be skipped. Some ad blockers block YouTube advertising.

Besides standard Display Ads, YouTube offers a wide variety of video ad types:

- **Overlay ads:** Only available on YouTube's desktop platform. They are 468 × 60 or 728 × 90 pixels and will appear in semi-transparent state over the lower 20% of the videos you choose to target. The ad can be text or images.
- **In-search ads:** Appear at the top of the search results page in YouTube, above the organic results and with a yellow 'Ad' icon.
- **Discovery ads:** Thumbnail image ads that appear in the upper-right corner of the search and watch pages.
- **Sponsored cards:** Appear during your video to display relevant products featured in the video.
- **Bumper ads:** Non-skippable ads up to 6 seconds long that must be watched before a video can be viewed.
- **Video ads:** Appear at the start of, or during, regular YouTube videos. These ads can be skippable after the first five seconds – in which case the full video can be 60 seconds long – or non-skippable, in which case the full video can be 30 seconds long. With this format, brands can include a small banner ad next to the video for free. Be sure to check out the YouTube Trends dashboard (youtube.com/feed/trending) to stay on top of the most popular videos at any given time.

The video you use for these ads doesn't have to be an advert in itself. You could choose to promote some of your regular content, too. Ensure that the key message appears in the first few seconds to get viewers intrigued enough to keep watching. Check out this useful article on why the first 5 seconds of your video are very important: hound-studio.com/blog/why-first-5-seconds-your-video-are-very-important/.

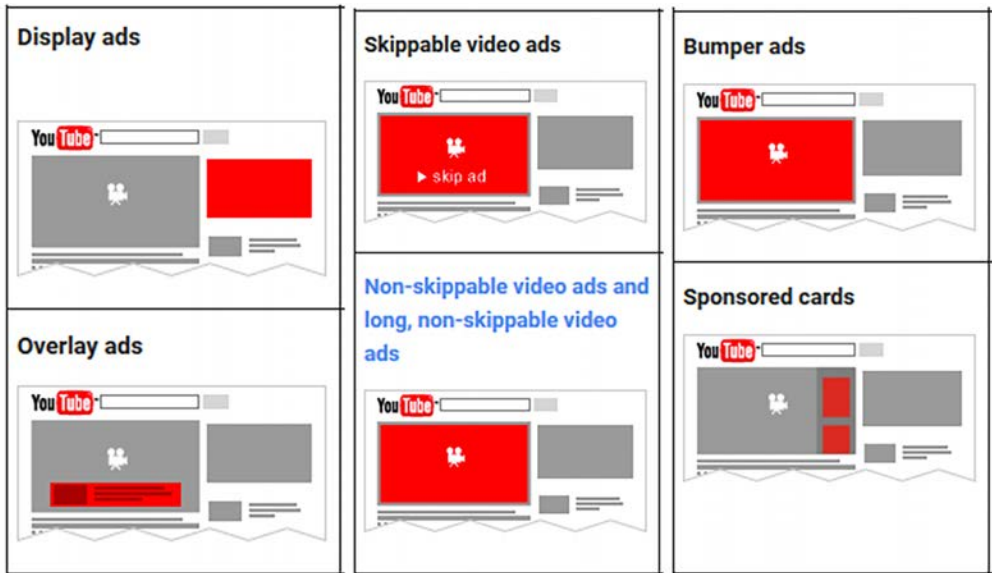


Figure 12.10 YouTube advertising options

12.5.3 Owned video promotion

If you are hosting your video content yourself, you can and should still optimise the content around it for best search opportunities. As with posted video, it's the text content on the page with the video that is so important.

Make sure that your page title is descriptive, as well as the video title and the video file name. The text on the page with the video is important, so optimise it to reflect the content of the video. You can also use speech-to-text software, such as otter.ai or veed.io, to transcribe the video. The text can then be used in the video metadata.

Use social media sharing links to make it easy for visitors to share the video on their social networks, aggregators, and blogs. If you have a Facebook page, post it there or upload it natively to Facebook. If you have a Twitter account, tweet about it! Don't forget to drive website visitors to your video content. Include a link or strong call to action on your homepage or main landing pages to encourage visitors to view and engage with your videos.

12.6 FACEBOOK VIDEO

While this chapter focuses on YouTube as the biggest video-only network, it faces a rising rival in Facebook. Although Facebook is a social network, it was boasting more than 100 million hours of video consumption per day back in 2016.

Facebook and YouTube are very different. People on Facebook don't have the same kind of intention when they come across a video as people who deliberately search YouTube might.

Facebook videos also disappear from the feed comparatively quickly, while YouTube videos remain easily findable. The most important difference for marketers is what counts as a view. On YouTube, 30 seconds counts whereas on Facebook, just 3 seconds registers as a view. Given that Facebook often autoplays videos, this can be reached before a viewer even notices the video in their feed.

Your approach to videos on Facebook can't be the same as YouTube. Some tips for Facebook Video:

- Videos need to be short (under 60 seconds). Facebook users want a distraction, and they're more likely to like and share shorter videos – which results in increased newsfeed exposure.
- Facebook users have short attention spans. You have 4 seconds to catch their attention and keep it. Make the first 4 seconds of your video count.
- Play around with Facebook's various video options. Live video gets considerably more engagement than pre-recorded.
- Let your viewer know what to expect in the post to entice them to click.
- Include a call to action early on.
- Thumbnails matter. Choose them carefully.
- 85% of video is watched without sound! Most videos on Facebook are watched without sound – keep that in mind, and include closed captions (Vrontas, 2020).

Remember, relevance is key for Facebook videos, so make use of the Facebook targeting options (discussed in **Chapter 13: Social media**) to make sure your video reaches exactly the right people.

Don't forget that Facebook allows you to create video ads. It is one of the options on Facebook Ads Manager. Facebook also allows you to create short mid-roll ads that play in the middle of another video. The viewer must finish these before they can continue with the video.

12.7 ADVANTAGES AND CHALLENGES

Posting regular video content shouldn't result in any push back, provided it is done in a focused, engaging way. Videos are great for engaging viewers and growing your social media community. However, 62% of consumers are more likely to have a negative perception of a brand that published a video they considered poor quality (Adelie Studios, 2016). Focus and engagement are important.

By studying analytics, platform insights, and comments, you can see which videos on your channel are providing users with what they're looking for. You can then choose to advertise your best videos with the various formats that YouTube and Google have on offer and optimise future videos using this information.

Starting out with video production can be a bit challenging as you learn the ropes of what makes a viewable, entertaining video. It can also be difficult to come up with constantly new

and interesting ideas, but this will become easier with time. Optimising video can also take a while to show results (as with normal SEO).

12.8 MEASURING SUCCESS

The number of views you get is an important factor in getting ranked or featured on YouTube and, by pushing your best content through the paid medium, you can get the ball rolling and significantly increase your chances of picking up organic traction (both within YouTube and Google's universal SERPs).

Number of views is far from the only important metric, however; you will also want to track:

- Average view time
- Conversion assists
- Clickthrough rate on the CTA
- Viewer engagement
- Drop off points (where the viewer stops watching).

All of these and more will help tell you whether or not your video is successful and where you can make changes to maintain or bolster viewer engagement.

Here is a handy guide from Buffer on Video Metrics (BufferSocial, 2017b).

Buffer's Guide to Video Metrics 

Facebook	Facebook Live	Instagram Video	Instagram Stories	Instagram Live	Snapchat Stories	Twitter Video	Periscope	YouTube
WHAT COUNTS AS A VIDEO VIEW?								
3 SECONDS OR MORE	3 SECONDS OR MORE	3 SECONDS OR MORE	UPON OPENING	UPON OPENING	UPON OPENING	3 SECONDS OR MORE	UPON PRESSING PLAY <small>Periscope counts viewers, rather than views.</small>	30 SECONDS OR MORE
AUTO-PLAY?								
YES	YES	YES	YES <small>BETWEEN STORIES</small>	NO	YES <small>BETWEEN STORIES</small>	YES	YES <small>WHEN LIVE ON TWITTER</small>	YES <small>AFTER A VIDEO ENDS ANOTHER AUTO-PLAYS</small>
AUTO-LOOP?								
YES <small>IF UNDER 30 SECONDS</small>	YES <small>IF UNDER 30 SECONDS</small>	YES	NO	NO	NO	YES <small>IF UNDER 6.5 SECONDS</small>	NO	NO

Figure 12.11 Video metrics across various popular platforms

12.9 TOOLS OF THE TRADE

A wide range of tools are at your disposal to help with your video marketing efforts. Most of these are listed in the chapter already, so look at the relevant sections for pointers on what to use.

YouTube is the giant of video content marketing and offers a full suite of tools from video hosting and optimisation to paid advertising, analytics, and social promotion. Google Ads for Video (support.google.com/google-ads/answer/2375497?hl=en) is a feature that allows you to link your existing Google paid advertising account to your YouTube channel, and manage all your YouTube advertising from a single interface.

TubeMogul (launchdigitalmarketing.com/tubemogul-video-advertising/) is a video advertising tool that lets you buy paid video placements across the web. It simplifies the process of placing and paying for video adverts.

Brightcove (brightcove.com/en/products/online-video-platform/) is a leading video hosting and publishing platform. Brightcove Video Cloud gives you everything you need to deliver professional quality video to audiences on every screen.

12.10 CASE STUDY: NIKE DREAM CRAZY

Nike's famous 'Just Do It' strapline has been at the centre of many iconic adverts over the years as the brand has gone on to be revered as one of the most innovative advertisers in the industry.



One-line summary

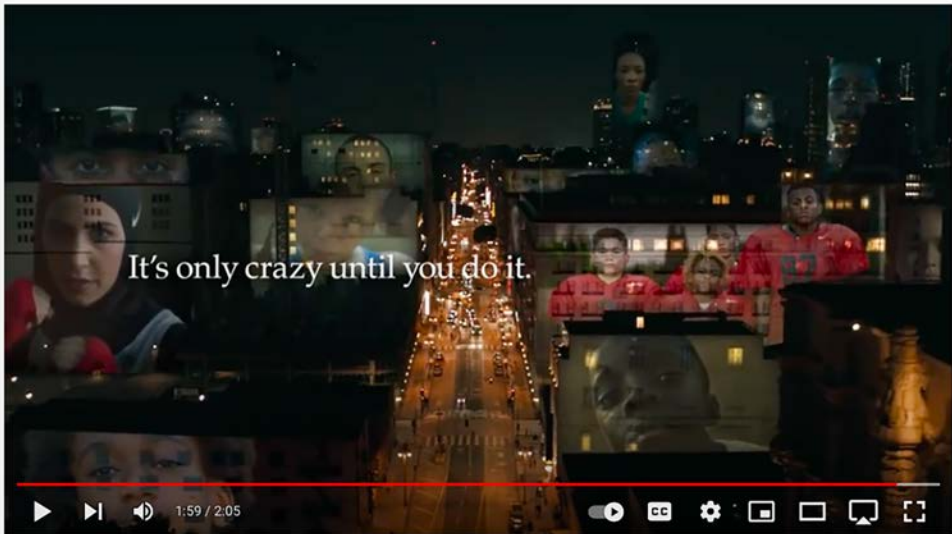
Nike released the video advert Dream Crazy in September 2018, featuring a former NFL quarterback with the slogan: 'Believe in something. Even if it means sacrificing everything. Just do it.'

The problem

On the back of Colin Kaepernick's decision to take a knee during the national anthem at NFL games that put his career at risk and sparked national debate about the appropriateness of bringing politics onto the field, Nike backed the former NFL player by making him the face of their Dream Crazy campaign, featuring him with sports stars like Serena Williams and LeBron James to illustrate how athletes have defied expectations to make seemingly insane dreams a reality.

The solution

Although the ad sparked massive criticism for its political stance, the advert was inspiring and motivating for celebrating the power of sport to move the world forward. As they usually do with the motivating and inspiring ethos, Nike followed some important best practice principles when creating this video:



#justdoit

Nike / Dream Crazy (United States)

Figure 12.12 The Nike Dream Crazy ad focused on the message, uses subtle branding and good annotations (the Nike swoosh) to include a call to action

- The ad produced great content with a focus on belief rather than status for the consumer.
- It was relevant. It was topical and timed well and also connected emotionally and culturally to the company's target audience.
- The campaign engaged with users on social media to drive traffic to the video and shared the video itself on social media as well.
- It prioritised effective research to understand what would appeal to their target market.

The results

- Nike earned outstanding commercial at the Creative Arts Emmy's for Dream Crazy – a first for Nike.
- Nike's stocks rose by 5% a week after the advert was released.
- As of 2018 the video has been viewed 21.1 million times since it was published.
- Online sales grew by almost a third within a week and saw a 31% increase in online sales.
- Although it initially received mixed reactions, the Dream Crazy ad earned Nike global PR coverage worth \$43 million and 2.7 million mentions within a week of release.

12.11 CASE STUDY QUESTIONS

1. When producing video content, what key points do you need to keep in mind?
2. How did Nike use best practices when creating their video?
3. How did online and offline channels work together to contribute to the success of this video?

12.12 THE BIGGER PICTURE

Video marketing can form the cornerstone of a great content marketing strategy, linking closely with the other content that you create to engage and provide value to your customers. Videos can also be added to marketing messages, such as email newsletters, to improve engagement.

Because search engines serve a range of media types on their results pages, video content plays an important role in search engine optimisation. Not only can optimising videos for search increase your search engine ranking, but data show that it increases clickthrough rate from the search engine results pages, these visits are longer and more engaged than other search visits and more likely to result in conversions. Social media provides a great tool for spreading your video, and video content can be a strong driver for users to join your social media platforms. Make sure that you provide users with great value.

12.13 SUMMARY

Video has become an integral part of the online world. The potential for exposure, as well as interaction, is massive and brands that fail to capitalise on this, risk being left behind as competitors build thriving communities.

As with most content, it is up to the brand to decide how to represent its video content. Videos can be hosted on popular video-sharing websites to capitalise on already existing audiences and developed interfaces, or on bespoke websites that allow for free reign in customisation. Brands should then aim to optimise their videos on the chosen platforms to increase their visibility on search engines.

Creating a healthy community is also important in increasing exposure. Very rarely, if ever, does an audience come to video content without input from the creators. On top of optimising for search and other tweaks, brands should upload content regularly or risk losing any ground gained. Social media should be considered as its platforms allow for the sharing of content, and commentary. Overall, brands should be aware that there is no quick fix for video. It requires planning and investment, as well as long-term commitment to creating brand advocates.

12.14 CHAPTER QUESTIONS

1. Why should commenting on videos be encouraged?
2. What sort of personalisation would the self-hosting of a video allow?
3. How do you feel social media affects video marketing? Justify your answer.
4. What possible obstacles could a brand face when seeding a viral video?

12.15 FURTHER READING

[blog.youtube](#) – YouTube official blog. If there are announcements likely to affect a YouTube user, this is where you'll find them first.

mashable.com – Insightful and current articles on online video trends.

tubularlabs.com – Regularly posts updates and developments in the world of online video.

tubularlabs.com/blog/category/monetization/ – Some users aim to make money from their online videos by creating excellent content, rather than relying on marketing. Here are some guidelines about this.

vimeo.com/channels/staffpicks – Curated Vimeo videos picked by staff members – some great creative inspiration.

12.16 REFERENCES

- 99Firms, 2022. Facebook Video Statistics. [Online]
Available at: 99firms.com/blog/facebook-video-statistics/#gref
[Accessed 9 May 2022]
- Adelie Studios, 2016. The Top 16 Video Marketing Statistics for 2016. [Online]
Available at: www.adeliestudios.com/wp-content/uploads/2015/12/Adelie_Studios_dEWu4UcupuwUspuXat4eWrepRecheS_2016.pdf
[Accessed 26 May 2022]
- Bowman, M., 2017. Video Marketing: The Future Of Content Marketing. [Online]
Available at: www.forbes.com/sites/forbesagencycouncil/2017/02/03/video-marketing-the-future-of-content-marketing/#1573ae106b53
[Accessed 26 May 2022]
- Bretous, M., 2020. 6 Short-Form Video Trends Online Marketers Should Watch in 2022. [Online]
Available at: blog.hubspot.com/marketing/short-form-video-trends
[Accessed 9 May 2022]
- Ceci, L., 2022. Leading video content type worldwide Q3 2021, by usage reach. [Online]
Available at: www.statista.com/statistics/1254810/top-video-content-type-by-global-reach/
[Accessed 5 March 2022]
- Ceci, L., 2022. YouTube - Statistics & Facts. [Online]
Available at: www.statista.com/topics/2019/youtube/#topicHeader_wrapper
[Accessed 9 May 2022]
- Christison, C., 2022. How to Use Facebook Live Video: A Step-by-Step Guide. [Online]
Available at: blog.hootsuite.com/facebook-live-video
[Accessed 26 May 2022]
- Fishman, E., 2016. How Long Should Your Next Video Be? [Online]
Available at: wistia.com/blog/optimal-video-length
[Accessed 26 May 2022]
- Gonzalez, K., 2016. Facebook vs YouTube: Which Side of the Video Battle Should You Join? [Online]
Available at: moz.com/blog/facebook-vs-youtube
[Accessed 26 May 2022]
- Hayes, A., 2022. What Video Marketers Should Know in 2022, According to Wyzowl Research. [Online]
Available at: blog.hubspot.com/marketing/state-of-video-marketing-new-data
[Accessed 5 March 2022]
- Kolowich L., 2022. 16 Video Marketing Statistics to Inform Your 2020 Strategy [Infographic]. [Online]
Available at: blog.hubspot.com/marketing/video-marketing-statistics#sm.0000qo6zqqp1dfmstwn2m355qfgee
[Accessed 26 May 2022]
- Lua, A., 2017. 17 Ways to Get More Views, Engagement, and Shares for Your Facebook Videos. [Online]
Available at: buffer.com/library/facebook-video/
[Accessed 9 May 2022]

- Lua, A., 2017. What Counts As a Video View on Facebook, Instagram, Twitter, and Snapchat? The Buffer Guide to Video Metrics. [Online]
Available at: blog.bufferapp.com/social-video-metrics
[Accessed 26 May 2022]
- Mansfield, M., 2021. 27 Video Marketing Statistics That Will Have you Hitting the Record Button. [Online]
Available at: smallbiztrends.com/2016/10/video-marketing-statistics.html
[Accessed 9 May 2022]
- Martin, M., 2022. 39 Facebook Stats That Matter to Marketers in 2022. [Online]
Available at: blog.hootsuite.com/facebook-statistics/
[Accessed 9 May 2022]
- McCormick, K., 2022. 75 Staggering Video Marketing Statistics. [Online]
Available at: www.wordstream.com/blog/ws/2017/03/08/video-marketing-statistics#:~:text=Video%20Marketing%20
[Accessed 5 March 2022]
- Smith, C., 2022. YouTube Statistics, User Counts, Facts & News (2022). [Online]
Available at: expandedramblings.com/index.php/youtube-statistics/#WdzMITCxWM8
[Accessed 26 May 2022]
- Statcounter GlobalStats, 2022. Search Engine Market Share Worldwide (Sept 2016 – Sept 2017). [Online]
Available at: gs.statcounter.com/search-engine-market-share
[Accessed 26 May 2022]
- Statcounter GlobalStats, 2022. Search Engine Market Share Worldwide (Feb 2021 - Feb 2022). [Online]
Available at: gs.statcounter.com/search-engine-market-share
[Accessed 9 May 2022]
- Vrontas, T., 2020. How Closed Captioning Facebook Videos Can Improve Viewership. [Online]
Available at: instapage.com/blog/closed-captioning-mute-videos
[Accessed 26 May 2022]

12.17 FIGURE ACKNOWLEDGEMENTS

Figure 12.1: Screenshot, Blendtec, 2010

Figure 12.2: Screenshot, eNCA channel on YouTube, n.d.

Figure 12.3: Screenshot, Google search

Figure 12.4: Screenshot, Vimeo, 2017

Figure 12.5: Screenshot, The Daily Show on YouTube, 2022

Figure 12.7: Screenshot, comments on YouTube, n.d.

Figure 12.8: Screenshot, YouTube, 2017

Figure 12.9: Screenshot, YouTube Analytics, 2015

Figure 12.10: Black Spartans, n.d.

Figure 12.11: Buffer, 2017 medium.com/@buffer/the-buffer-guide-to-video-metrics-fd3338bdcaf3

Figure 12.13: Screenshot, one of Nike's Dream Crazy ads, n.d.

Nike logo: nike.com

13

SOCIAL MEDIA

In this chapter, you will learn:

- About the largest and most popular social media platforms
- How to track, monitor, and measure your social media marketing success
- About the best ways to engage with audiences on social media.

13.1 INTRODUCTION

Social media has become an integral part of modern-day life. It is virtually impossible to engage in online activity without experiencing it in one way or another. In fact, it is even tricky to avoid social media offline because brands are now using their handles, hashtags, and snapcodes on posters, radio, and television shows to send viewers to their social media accounts for further engagement.

The internet has changed how we see and engage with media. We can now collaborate, publish, and share content and ideas much more easily than ever before, in real time, and with people all over the world. All this online sharing and collaboration is facilitated by social media.

According to Chaffey (2022) there are 7 key areas that are crucial to understanding consumer use of social networks, namely: what is the overall popularity of social media, which are the most popular social networks, which are the fastest-growing networks, how do social media users interact with brands, what are the different engagement metrics based on consumer behaviour, how do consumers interact with different post formats, and what are the most popular times for consumers to use social media.

To succeed in social media, you need to understand the various platforms available to you, which objectives social media can help you to achieve, and how to create a strategy using social media to reach these goals. This chapter will walk you through some of the larger platforms, and the following chapter on social media strategy will demonstrate how to use social media strategically to achieve your marketing objectives.

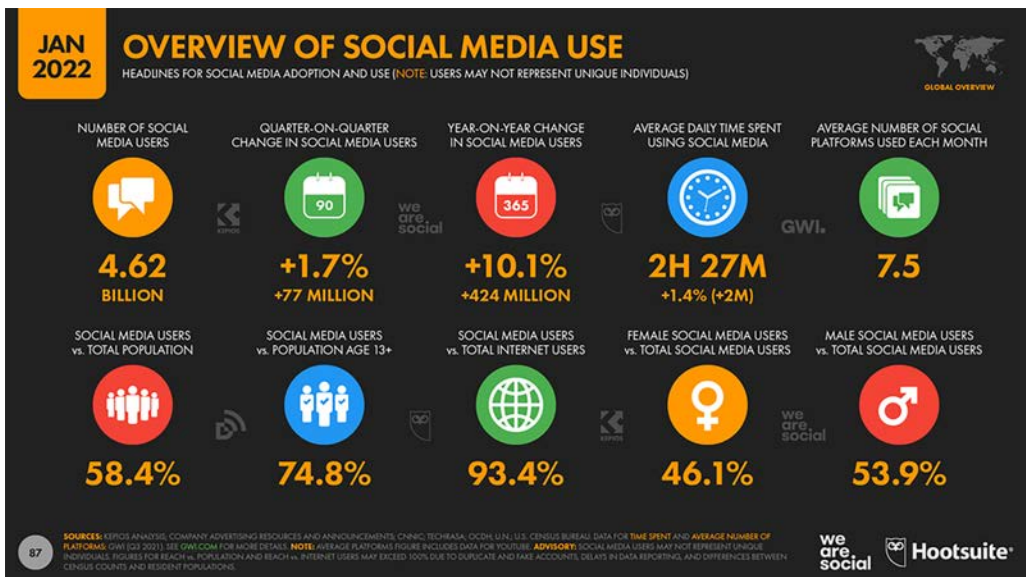


Figure 13.1 Data reportal's global social media stats – overview of social media use

13.2 KEY TERMS AND CONCEPTS

Table 13.1

Term	Description
Ads manager	An online dashboard provided by Facebook where one can view, edit, and access performance reports for campaigns, ad sets, and individual ads. You can view all your campaigns, track your payment history, make changes to your bids and budgets, export ad performance reports, and pause or restart your ads on Facebook, Instagram, or Messenger.
Avatar	A manifested online identity on social media and other online communities based on anything the user chooses. It is the personal image the user wants to project to other users.
Bitmoji	A brand name for a digital cartoon image (like an avatar), intended to look like and represent individual people, used in electronic communication.
Blog	Short for weblog. A type of website that allows users (bloggers) to post entries and self-published musings on different topics and often allows readers to comment on these posts.
Carousel ads	An ad form that allows a brand to show multiple images and/or videos with a link to action in a single ad on a social media platform.
Cinemagraph	Online photographs, with elements that move, that use looped video published as an animated GIF (or other video format) and give the impression that the viewer is watching an animation.
Content	Any item posted online. This includes status updates, images, posts, videos, and any copy. Good content should engage users and build your brand.
Conversion objectives	A measurement of a completed action that you want users to take on your website or platform.
Conversion rates	The percentage of users of the total audience number who take a desired action.
Cover image	The main image on a social media page. It needs to catch the attention of the user, be consistent with your brand, and encourage the user to read more on the page to engage further with your brand.
Crowdsourcing	Taking a job traditionally performed by a professional and distributing it to an undefined, generally large group of people in the form of an open call.

Data protection regulations	Developed to control how personal and private customer information is used or processed by organisations or government bodies. The General Data Protection Regulation (GDPR) and the Protection of Personal Information Act (PoPIA) are examples of regulations in the European Union and South Africa.
Facebook business manager	A service from Facebook that assists with managing access to multiple pages and ad accounts. The service is ideal for businesses that need different permissions for different people in the organisation.
Fake news	Describes news that cannot be verified. Normally pushed through social media to drive a certain viewpoint.
Feed	The section of a social media platform where user updates and advertisements are displayed. Feeds are where social media users spend the majority of their time.
Forum	A website where users can engage in discussions by commenting on threads or previous posts made.
Geofilter	A social media image overlay that can only be accessed within a specific area. Geofilters can be found on social media platforms like Snapchat, Instagram and Facebook.
Geotagging	Pieces of information that show the physical location of where something has been posted. It can be attached to a photo, status, or tweet on a social networking site.
GIF	Graphics Interchange Format is a computer file in the form of a bitmap image that enables short loops of video to be transferred online easily in small file sizes.
Handle	A public username used to identify individual users online, usually on social media, for example @RedAndYellowEd is the Twitter handle for Red & Yellow.
Hashtag (#)	A type of metadata tag used on social media to label what content is about. It enables content to be searched and discovered more easily.
Hashjacking	The use of a hashtag that diverts attention away from the conversation with which it was originally associated, subverting someone else's chat (a common practice with brand chats). To promote another product, or interest.
Hyperlink	A reference to data that users can find by clicking on a link that will take them to the document or page to which it refers.

Influencer	Usually a blogger or someone on social media with a large following. They are normally paid by brands to push content for them.
Influencer marketing	A form of marketing where PR agencies and brands reach out to influencers to market their products for a price. This type of social media marketing uses endorsements and product mentions from influencers.
Internet of Things (IoT)	The interconnection of computing devices embedded in everyday objects, enabling them to send and receive data via the internet.
Keywords	Anything searched on a search engine, whether a single word or a phrase. These words are used in copy or posts to increase findability, discovery, and engagement.
Micro-influencer	An active social media user with a larger following than an average person's but smaller than a celebrity's following; predicted to have the biggest impact influencing opinions/decisions.
Mobile payments	Payment services operated under financial regulation and performed from or via a mobile device, such as Venmo, Facebook Messenger, and WeChat Pay. Allow users to instantaneously send money to anyone they choose.
Near Field Communication	Set of short-range wireless technologies, typically requiring a 4 cm distance or less to initiate a connection that allows users to transfer information between devices quickly, easily, and wirelessly; whether to pay for something, exchange business cards, download information, or share a research paper.
Non-Fungible Tokens	Unit of data stored on a digital ledger, called a blockchain, that certifies a digital asset to be unique and therefore not interchangeable. NFTs can be used to represent photos, videos, audio, and other types of digital files.
Paid media	Any marketing effort that involves a paid placement to broadcast your message to others. Pay per click (PPC) ads, branded content, display ads, and promoted/boosted posts are all considered paid media.
Promoted posts	Paid for post, photo, video and/or offer that will appear higher in news feeds so that more users will see the post. The cost depends on the number of users you want to reach.
Podcasts	A digital audio file made available on the internet for downloading to a computer or mobile device, typically available as a series. New installments can be received by subscribers automatically.

Power editor	A bulk ads creation and management tool, typically used by larger Facebook advertisers or advertisers who want advanced features. It is a plugin that works with Google Chrome to provide precise control over campaigns.
QR code	A machine-readable code, similar to a bar code, that stores URLs or other information for reading by the camera on a smartphone. It is generally used for mobile payments, digital coupons, or links to websites or social media sites.
Social bookmarking	Saving or tagging a website page with a browser-based tool so that you can easily visit it again later. Rather than saving social media posts to your browser bookmarks, you can use different platform features to bookmark posts.
Social network	A network of social interactions and personal relationships on a dedicated website or platform that enables users to communicate with each other by posting information, comments, messages, images, etc. around a shared interest or goal.
Tagging	Linking a social media user, whether an individual, business, or any entity, to a social profile by mentioning them in a post or comment. Also, a keyword or phrase that groups a piece of content together under a specific theme.
The blue tick (or badge)	Represents a verified social media account usually marked by a blue checkmark symbol and has become a symbol of online clout and credibility. Seen next to a verified user on social media channels and is typically reserved for big celebrities, influencers, journalists, and big companies. On WhatsApp, the blue tick lets the sender know if the receiver has read the message or not.
Tracking pixel	A 1x1 pixel graphic used to track user behaviour, site conversions, web traffic, and other metrics similar to a cookie. The tiny, pixel-sided image is usually hidden and embedded in everything from banner ads to emails. In line with privacy regulations and laws, consent is required to use tracking pixels.
Trend	A subject or topic that experiences a surge in popularity on one or more social media platforms for a limited duration of time.
Video or virtual conferencing	An online meeting where two or more people connect on a live audio-visual call. With a strong internet connection, the participants can see, hear, and talk to each other in real time, no matter where in the world they are. Users connect using apps like Google Hangouts, Microsoft Teams, Webinars, and Zoom, as well as messaging apps like Telegram and WhatsApp.

Viral	When a piece of content becomes incredibly popular in just a matter of hours or days after being published. It circulates rapidly and widely amongst internet users, it is considered to have gone viral.
VLOG	A combination of the words video and blog. A vlog is a video blog post that uses video to stream content on sites such as YouTube, YouTube Shorts, SnapChat and Twitch, among others.

13.3 MARKETING WITH SOCIAL MEDIA

Social media has changed the world of marketing. It has evolved so much that the function often requires the capacity of an entire department to successfully and effectively create, connect, converse with, and share content online, while engaging audiences and growing online communities. Social media forms an integral part of the marketing team and ultimately, the business and brand.

The team in a social media department is structured with full-time roles that typically include the head of social media, a social media strategist, manager, as well as a social media analyst and community manager. Each role has key responsibilities and duties to fulfil the brand's social objectives.

To keep up with increasingly digital audiences, traditional media has had to adapt. This has changed the way content is published, both online and offline, and how advertising is sold.

For example, many newspapers now publish their content online as well as in their print publications. Online, they can get instant commentary on their articles, learn what their readers think, and use this information to make editorial decisions. News also comes from citizen journalists, ordinary people who post instant updates to social media about events unfolding around them. Often, news breaks via Twitter rather than news outlets.

Social media has evolved significantly over the last two decades. Initially, it was based primarily on earned media, but brands soon started to claim ownership of their social pages, profiles, and channels across the various platforms. More and more paid options have also arisen for brands to promote themselves on social media.

With an ever-increasing number of players entering the social media space, brands need to spend more to promote on social media for users to see and engage with their content. Social media is a mix of owned, paid, and earned media options for marketing. Knowledge of how each of these are managed and planned is integral to developing and maintaining a brand. Working with social media can be broken up into three phases, as depicted in the image that follows below.

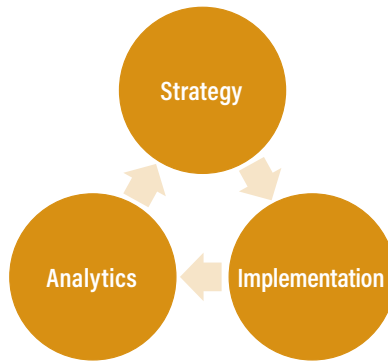


Figure 13.2 The three phases of working with social media

The process is cyclical. Analytics of the current content and engagement feed back into the strategy. Depending on results, this alters the content created and shared, as well as how the brand engages with the community. These changes, in turn, are analysed and the cycle continues.

13.4 FACEBOOK

In October 2021, founder and CEO of Facebook, Mark Zuckerberg, announced that the platform would move under a new company called Meta with the intention of forming part of the metaverse that will be created. The iconic social networking app is the most dominant in the world.



Figure 13.3 The Facebook logo

13.4.1 Introduction and stats

According to Statista (2021), Facebook had “roughly 2.89 billion monthly active users as of the second quarter of 2021. During the first quarter of 2021, the company stated that 3.51 billion people were *using at least one of Meta’s core products* (Facebook, WhatsApp, Instagram, or Messenger) each month”. Because users are spending so much time on Facebook, advertisers and marketers want to capitalise on this audience.

NOTE

As of September 2021, there were over 28.3 million Facebook users in South Africa and a projected 35.92 million users by the year 2026 (Statista, 2021).

Facebook has a number of ways for brands and organisations to use the platform to connect with potential customers. These include business pages, adverts, promoted posts, app promotions, and now even direct online sales. Such marketing efforts are especially helpful to small businesses. Facebook enables content creation and distribution and allows brands to engage with their customers in real-time, two-way conversations through their ‘page.’ Facebook is a powerful platform for the implementation of a digital marketing strategy.

According to Zuckerberg, the metaverse will “be a new platform that could connect to different apps and allow users to bring items and data across different virtual spaces or even project them into the physical world through augmented reality. In other words, products can be used all across the metaverse instead of only on one app or one platform”. You can read about it here: popsci.com/technology/facebook-changes-name-to-meta/.

NOTE

Read more about advertising on Facebook and other social media channels in [Chapter 17: Social media advertising](#).

This move however, is still in the making and the technology does not yet fully exist. It will take time for the business to garner support for early adopters and to refine the technical challenges. That said, it shows the forward-thinking nature of the business to plan for future developments and adopt future trends.

13.4.2 Features

Facebook offers numerous features, the first of which is the ability to organise your newsfeed and contacts. Other features are discussed below:

Pages

Personal profile pages often remove much of the anonymity of the internet. Users of social networks reveal a great deal of information about themselves, from basic demographics, such as age, gender, and location, to nuanced lists of interests, likes, and dislikes. By divulging this information to the network, they are sharing it with the networks’ advertisers. For marketers, the accessible personal information is like gold and can be used for targeted marketing.

While only de-identified data can be accessed for marketing, users are often unaware of the data that is amassing on their online profile. This can lead to privacy risks. Social networks do offer privacy management control options, but the default setting shares information. Different levels of information control must be activated in user settings.

NOTE

To see how much of your data is being shared publicly on Facebook, check your Privacy settings regularly. Click on the dropdown arrow at the top right corner of the page and select ‘Settings & privacy’, then ‘[Privacy Checkup](#)’. Facebook will guide you on how to update your settings.

Businesses use Pages to share contact information, post updates, share content, promote events and releases, and to connect with their Facebook audiences. For brands, a Page is the profile for a brand, organisation, or celebrity. It looks very similar to a personal profile, and users can choose to connect with a brand on Facebook by liking its Page.

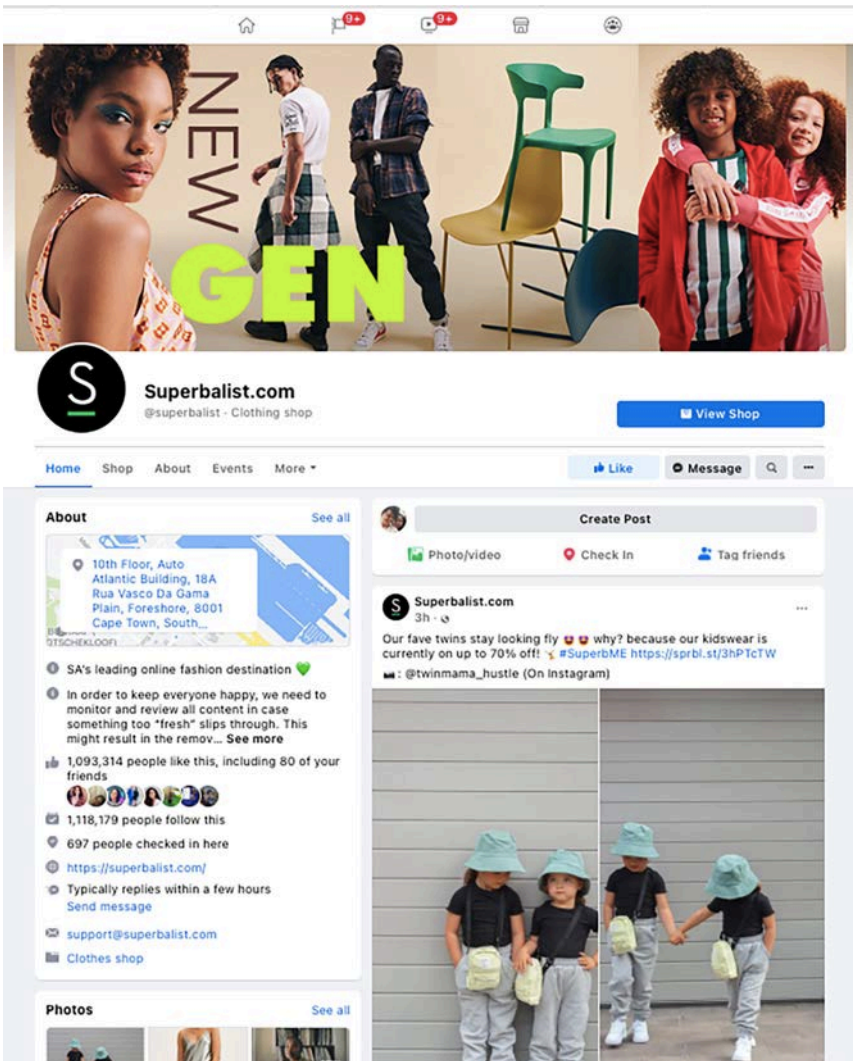


Figure 13.4 The Facebook business Page for Superbalist

Each Page consists of the following elements:

- A cover photo, GIF, or video (the large banner at the top)
- A profile image that represents the brand
- Buttons to like, share, comment, or some other form of call to action
- The timeline, where the brand's posts and interactions are displayed, usually in a chronological timeline
- Tabs are distinct pages of information on the brand's Page. Tabs can be used to house richer, more graphic content, such as more detailed 'About' pages, photos, videos, services, shop, and event news.

Users tend to expect that a credible business would have a Page on Facebook. Therefore, neglecting a well thought out presence on the network can lead to lost opportunities.

Reaction buttons



Figure 13.5 Reaction button icons

The Facebook reaction buttons allow users to share their feelings about a certain piece of content with their social circle. The reactions include the original iconic 'Like' button, as well as 'Love,' 'Care,' 'Haha,' 'Wow,' 'Sad,' and 'Angry.'

The 'Like' button can also be used on websites outside of the Facebook ecosystem, allowing visitors to recommend this site and content easily and to spot if friends have liked the same content.'

The use of the like button is sometimes tracked as a performance indicator for business Pages to quantify the amount of reach and engagement for a piece of content. Liking content signifies that someone has actively interacted with it, while liking a brand Page does not prove continual or repeated engagement. For this reason, the number of likes on a brand Page can be seen as a vanity metric.

NOTE

The heart, or Love reaction, as well as the Like button can be used to gauge what content users enjoy the most on their newsfeed. The Facebook algorithm then ensures similar content is shown to the user.

Metrics can't identify who actually read a post, but they can show how many users were reached, shown as impressions, through either paid or organic search. Impressions, shares, or comments are much more reliable measures of reach and engagement.

Feed

Formerly known as the News feed, Feed is the term used for the stream of content users see when they log on to Facebook. It is meant to show users stories that are meaningful and informative, with a selection of recent posts and updates from friends and brands with which they have connected on Facebook.

NOTE

You can read how Facebook algorithm works in this blog: blog.hootsuite.com/facebook-algorithm.

Facebook uses an algorithm to determine what information to show in each user's Feed. The following factors are considered by the algorithm before it displays content in a user's news feed:

- **Who posted it?** If you engage regularly with this person or brand, Facebook will show you more of their content.
- **Type of content:** Whether the content is a photo, article, or video, it can carry different weight in the algorithm.
- **Interactions:** How does this impact the algorithm and/or user experience?
- **Recency:** How does this impact the algorithm and/or user experience?

Stories are ordered, or shown, according to the relevancy score that is calculated from the factors listed above. It's based on what the algorithm believes is important and meaningful to the user.

A user is more likely to interact with content that is displayed in their Feed, so it is vital to ensure that your page content takes this algorithm into consideration. Brands are spending on ad campaigns and promoting their posts to compete with the algorithm. It is, however, recommended to work with it instead. Learn about what your specific audience finds important and meaningful to create content that will resonate with them. In turn, you will send positive ranking signals to the algorithm.

There are five things publishers can do to optimise their potential for appearing in user Feeds. These are:

- Use compelling headlines
- Avoid being overly promotional
- Try a range of media forms and monitor which is most appreciated by the audience
- Utilise publisher tools to provide Facebook with audience optimisation and audience restriction information
- Use boosted posts or paid ads to gain exposure.

Doing the opposite of the above can cause users to hide, block, or 'unsee' content that you publish. Remember to be sensitive and avoid overpromoting your brand.

When users tag their friends or brand pages in their personal Facebook content, the post will appear on their timeline, and it will notify the friend and the brand page. If it is a public post, it could be shown to some of the brand page's fans. This is also true for brands tagging other brands, which is encouraged to increase exposure.

Facebook Live allows people, public figures, and brands to share live video with their followers and friends on Facebook. It is available to anyone with a page or profile on Facebook. Viewers can react and comment in real time on the video, and brands can monitor how the broadcast is going. Facebook Live records the videos as well, which can then be viewed like any other Facebook video.

NOTE

Facebook Video allows users to upload videos directly to the platform. There are a host of features and benefits that you can use to build and increase awareness on the platform. Keep updated with the latest on video tools which you can read here: www.facebook.com/formedia/tools/video.

The good news is that Facebook Reels and Live are separate from the Feed algorithm. Both appear as tabs at the top of Feed, above all the other content, which is one way for you to bypass the Facebook algorithm (blog.hootsuite.com/facebook-algorithm).

It is a popular tool for brands and influencers and has proven very successful for brands. Media, entertainment, and broadcasters like *The Daily Show* with Trevor Noah and Mashable use Facebook Live to release pre-recorded and live videos.

NOTE

You can find out more about how you can use Facebook Live to create videos that your audience wants to watch here: blog.hootsuite.com/facebook-live-video/.

13.4.3 Advertising and marketing with Facebook

Facebook, like many social networks, is free for its members and relies on advertising for revenue. In turn, Facebook offers opportunities for brands to create a presence and use the existing social network to connect with and reach out to customers. Its search functionality has opened up dramatically and is becoming more advanced, which means it is providing more and more searchable keyword information for market researchers as well.

NOTE

Generally, people visit social networks to socialise and connect. Although social media is used for marketing, it is important to find a balance and respect users by maintaining a personal and valuable presence.

The social network collects demographic information that consists of statistical data like your age, gender, and income, as well as psychographic information like attitudes, aspirations, and other psychological criteria. This is valuable to advertisers because it allows them to target their adverts to a very specific audience segment.

Facebook ads that use 'conversion' objectives during set up, leveraging pixels to track conversions, remarketing, and CTA buttons such as 'Buy now', amongst others, are the most effective and can be tracked to monitor your conversion rates.

NOTE

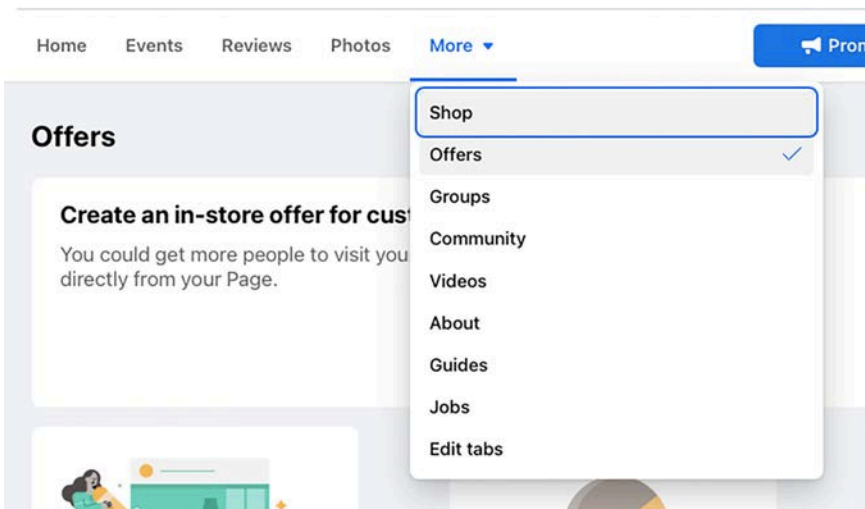
Refer to **Chapter 17: Social media advertising** for more information on targeting of your audience.

A conversion objective encourages users to take some form of action, such as clicking through to your site, signing up for a newsletter, browsing your product catalogues, making purchases, and even driving to visit your physical store. Remember that there is a difference between conversion and traffic. If making a sale is your ultimate goal, the website will significantly benefit from increased traffic; conversion, however, is the point at which the user takes the desired action.



Figure 13.6 Tips for marketing on Facebook

Brands can run promotions, offers, and competitions through their Facebook Pages, but must ensure that they comply with Facebook's terms and conditions. You can access offers on your brand profile menu under 'More'.



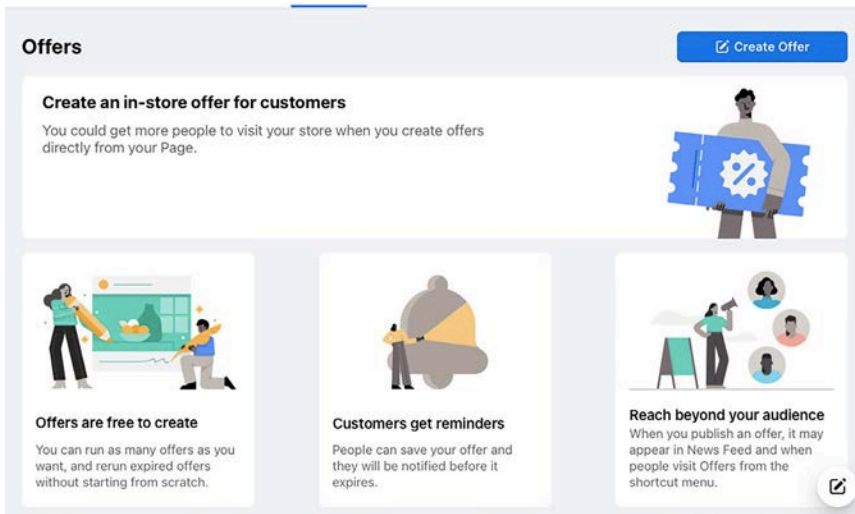


Figure 13.7 You can create an offer on your brand's profile Page by selecting 'Offers' under the 'More' menu dropdown shown above

Facebook campaign guidelines allow users to enter a competition by commenting on a post on Facebook, which does a great job of driving engagement.

Facebook is now a pay to play space, where organic reach has dropped significantly, meaning brands now need to pay to have their content reach users' news feeds. Neil Patel's (2021) research indicates that: "On Facebook, advertisers achieve average conversion rates of 9.21 percent. In other words, for every 100 interactions with your Facebook ad, nine will convert into a lead or sale"

NOTE

Read more about the Facebook policies and regulations here: www.facebook.com/page_guidelines.php.

13.4.4 Selling on Facebook

Facebook is not considered a hard sales platform and is predominantly used for gaining awareness and reach, recruiting leads, or channelling users into a database from which they can be targeted in future marketing, ultimately leading to a sales conversion.

For the majority of businesses, the Facebook Store (or Shop) is the ideal choice to showcase and sell items from your business' social profile, whereas Marketplace is arguably targeted more at individuals looking to sell items (entyce-creative.com/the-difference-between-facebook-shop-tab-and-facebook-marketplace).

Facebook Shop

Introduced in late 2015, early 2016, Facebook Shop (or Store) enabled brands to import their online store onto their Facebook Page, or business owners could list and sell products that users could shop and purchase without having to leave Facebook. This allows you to easily

tap into your existing Facebook audience and reach a larger customer base. It is considered the ideal choice to showcase and sell items from your business' social profile, with the added benefit of connecting to Instagram too.

With Facebook Shop, customers can view and purchase your products directly from your Facebook Page and check out without ever leaving Facebook. It also allows for customers to be redirected to your external ecommerce store or site if needed.

Facebook Marketplace

Facebook Marketplace was introduced in 2007, giving users the option to post classified ads. It was removed in 2014, because it didn't gain enough traction. In 2017, Facebook reintroduced Marketplace with much higher prominence, placing it closer to the top on the desktop site and mobile app. Initially, a customer-to-customer platform, Marketplace started taking off as a business to customer platform in 2019.

Sellers list their products and buyers make contact to purchase, negotiate, or inquire about the product. It acts as a site for sellers to connect with buyers and vice-versa. There are no transaction gateways to make payments on Facebook Marketplace because it does not support payment processing. Primarily, Marketplace allows you to list, find, and advertise products with a price, whether you are an individual, seller, or manufacturer.

If you are trying to decide which one to use, Facebook Marketplace or Facebook Shop, consider both because, if you have a Facebook Shop, you can add Marketplace as a sales channel and reach more people who are in search of specific items and shopping there.

You also don't pay any seller fees on Facebook. In this regard there's no difference between Facebook Shops and Facebook Marketplace. You can set up a Shop with checkout on Facebook which allows you to choose how you want to accept payment. Learn more here: facebook.com/business/help.

13.4.5 Facebook Analytics

Analytics are the key to informing social media strategy, so monitoring your posts and marketing efforts is essential. Facebook Insights is available to business Page administrators. It provides data on how users are interacting with your content and your page. This includes demographic information about the users connecting with your content (age, gender, and location breakdown), which tabs and which content posts are seen and interacted with, and how many users hide your content from their news feed, and when.

With the inclusion of Facebook Video, Facebook also created Video Insights, which provides metrics for video uploads. You can see unique views, duration, and audience retention which help you to understand how your videos are performing. Video Insights help you to refine and revise your video strategy.

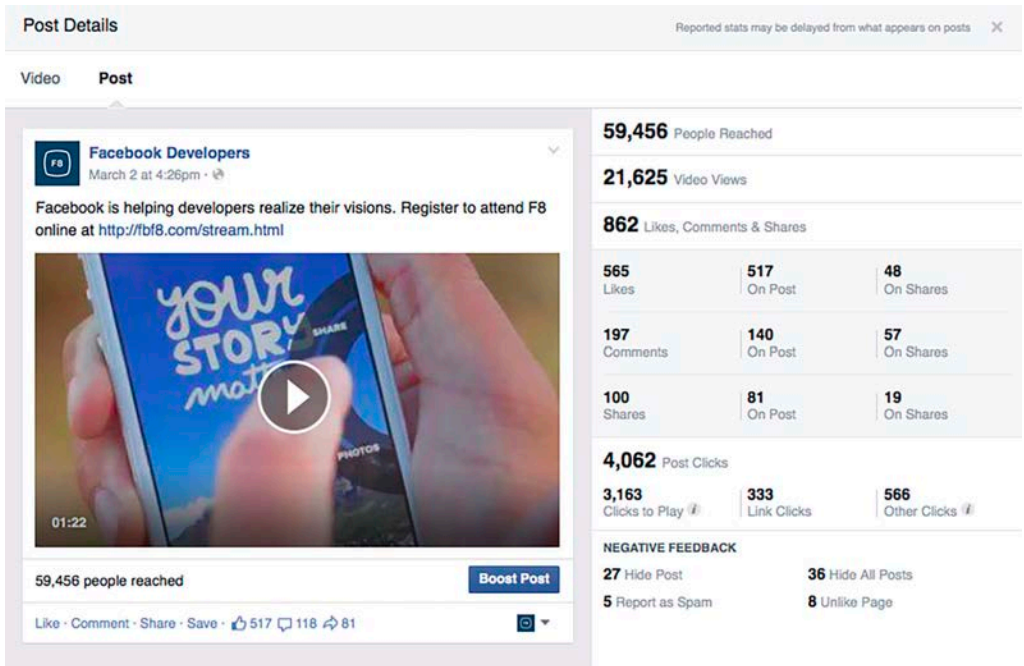


Figure 13.8 An example of Video Insights on Facebook

13.4.6 Facebook summary

Because of its sheer size, 2.91 billion users and counting, Facebook is a popular marketing choice for many brands. It offers incredible reach and is particularly powerful for brand awareness. Other social media platforms seem to appeal predominantly to younger markets, while Facebook has a broad appeal across age groups, making it a clear winner for brands who want to market to a more mature audience. The accessible analytics, helpful business tools, diverse ad options, and detailed assistance have all helped to make Facebook the number one social media choice for many marketers.

13.5 YOUTUBE

Creating and sharing content for free is one of the hallmarks of social media, and YouTube is considered the largest of the content creation and sharing websites. The key word here is free: there are no fees for joining, whether you are uploading or viewing content. YouTube Premium (formerly known as YouTube Red and Music Key) is a subscription service that offers ad-free access to content with added features, as well as YouTube Originals programming and YouTube Music.



Figure 13.9 The YouTube logo

13.5.1 Introduction and stats

YouTube attracts an enormous audience. Often marketed as the second largest search engine in the world, YouTube has 2.1 billion users worldwide. It is owned by Google and thus has the benefit of receiving prime results in the Google SERP.

YouTube encourages the distribution of its content and allows videos to be embedded easily into other websites and shared to other social platforms.

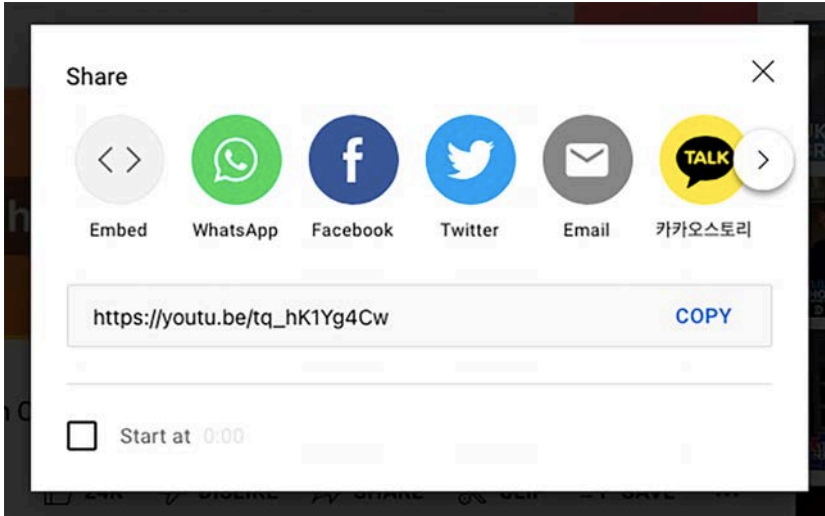


Figure 13.10 Sharing options on YouTube

Online video consumption continues to grow year on year as bandwidth gets faster and cheaper. Sharing video content is easy with YouTube. Anyone can upload videos captured on simple devices such as webcams and mobile phones or on high-end professional cameras.

Some stats on YouTube:

- Over 2.1 billion users worldwide and 1.7 billion unique monthly visitors
- Approximately 53.9% of users are male
- 37.5% of users are between 25 and 44 years old
- 500 hours of video are uploaded every minute
- 694 000 hours of video are streamed on YouTube each minute
- More than 3 billion hours of content are watched each month
- More than half of YouTube views come from mobile devices.

13.5.2 Features

YouTube is simple to use. Unregistered users can watch most of the publicly available videos. However, logging in with your Google account or following the simple registration on YouTube provides additional benefits. Registered users can upload an unlimited number of clips, comment

on and add video responses to videos, and subscribe to content feeds that catch their attention and interest. Frequently enhanced functionality and clever features continually push YouTube to deliver bigger and better services to its ever-increasing user base.

YouTube allows individuals and businesses to own a channel on the site. They can brand and customise the channel as they like and manage the content that is created and shared. Viewers subscribe to various channels and get updates on new content.

Vloggers, video bloggers, who create monthly, weekly, or even daily posts, have become increasingly popular. Some earn money to make a living with their YouTube channels, thanks to the YouTube Partner Programme. Although contentious in certain ways because of their changing policies, YouTube stars like Mr Beast (Jimmy Donaldson) earned \$54 million in 2021, while seven-year old Anastasia Radzinskaya, who goes by Nastya on her various channels, earned \$28 million in the past year, surpassing nine-year old YouTuber, Ryan Kaji (who reviews toys on his channel) for the first time [Statista, 2022].

NOTE

YouTube Premieres allows you and your viewers to watch and experience a new video together in real time. Create a teaser for your Premiere by sharing the watch page with your viewers and set reminders, chat, and leave comments.

13.5.3 YouTube Shorts

YouTube Shorts gets 15 billion daily views. Launched in 2020, YouTube introduced short-form video that allows users to record 15–60 second portrait clips using a smartphone for upload to the platform. The platform features editing functions, like adding animated text, editing multiple 15-second clips together, and controlling the speed of the video. Users can also like, dislike, and comment on your videos and subscribe to your channel. Licensed music and captions may be added to uploaded videos too.

With all of these features and functions in place, Shorts has proven to be a massive hit; challenging newcomer, TikTok, and demonstrating that viewers enjoy short content, wherever they're consuming video. Since launching, YouTube Shorts has accumulated 5 trillion views as of January 2022, according to Variety (2022). You can view it here: [variety.com/2022/digital/news/youtube-shorts-5-trillion-views-shopping-branded-content-1235162043/](https://www.variety.com/2022/digital/news/youtube-shorts-5-trillion-views-shopping-branded-content-1235162043/).

13.5.4 Marketing and advertising on YouTube

There are two aspects to marketing through YouTube. The first is paid advertising by promoting video content next to, or during, other content on the site. The second is having a brand channel, which provides analytics and community features.

YouTube has a host of advertising options. YouTube Promoted Videos and YouTube Ads are just two of the many ways the site can be leveraged for promotion. Adverts can also be managed through Google AdWords. See more about this in **Chapter 17: Social media advertising**.

Having a brand channel is perfect for content marketing. Content shared on your brand channel should not be too promotional, but should offer value to your viewers. Some promotion is expected and accepted by viewers, but if you want to entertain viewers and encourage them to subscribe and continue to tune in to view your content, it needs to offer value.

Using social platforms such as YouTube allows brands and video creators to tap into an existing community of avid video viewers. For example, YouTube has changed the way we view video commercials. Marketers have shown that if an advert is good enough, many users will choose to watch it. Super Bowl commercials, for example, are highly anticipated each year, and the best ones receive millions of online video views. These are users who have chosen to watch this advert at a media cost of zero. Other advertisers have realised that far longer adverts can be created and uploaded. As long as the content is good, users will watch, and hopefully share. Time constraints online are not the same as they are for television networks.

NOTE

Refer to **Chapter 12: Content creation: Video** for more information on marketing on YouTube.

Online video sharing also makes it possible for conferences to generate a far greater audience than ever before. The companies that run these conferences are able to engage with a massive audience by posting videos of the conference presentations, an excellent example of content marketing. TED and Nokia, which runs Nokia World, are excellent examples of organisations that increase interest by making their remarkable presentations available for free.

YouTube's Community tab

YouTube has created the Community tab, which allows viewers to respond to a creator's posts. It allows users to reply to messages with text to react and share their thoughts. Brands can make posts consisting of text, image, polls, or video, and users can respond to these, making YouTube a far more social platform than before.

Read more about it here: support.google.com/youtube/answer/7124175?hl=en&ref_topic=6059684.

13.5.5 YouTube Analytics

YouTube Analytics is available to all YouTube users for their videos and channels. There are different tabs to view for each report that shows you how the video or channel is performing. These include the following:

Overview tab: Provides a summary of how the channel and videos are performing. In this tab, you will see reports for your channel's typical performance, top videos, real-time (performance over the last 60 minutes or 48 hours), how the last 10 videos have been performing, and stories over the last seven days. If you're in the YouTube Partner Programme, you will also be able to view your estimated revenue here.

Reach tab: Gives a summary of how your audience is discovering your channel. The key metrics card shows your impressions, impressions click-through-rate, views, and unique viewers.

Engagement tab: Gives you a summary of how long your audience is watching your videos. This includes showing your watch time and average view duration, as well as top videos, playlists, videos at end screen, and posts.

Audience tab: Provides a summary of the kind of viewers watching your videos. The key metrics card shows your new and returning viewers, unique viewers, subscribers, and total members. You will also be able to view your reports for the videos growing your audience, when viewers are on YouTube, age and gender and top geographies, among other metrics.

Revenue tab: Helps track your earnings on YouTube. The key metrics card shows your estimated revenue.

Video views and popularity are broken up by geographical territory, as well as some demographic information. Discovery data shows how users got to your video.

One of the most useful reports for any video is audience attention. This report shows when users stop viewing a video, or rewind sections of video, and compares this to videos of a similar kind.

13.5.6 YouTube summary

YouTube offers brands and businesses a great platform to share content with their customers. Being able to personalise and brand your own YouTube channel helps to develop your brand's online presence and assists with SEO. Your own brand channel means having an online collection of all your video content that users can peruse in their own time. And through analytics, you can observe what types of content resonate more with your users. You can optimise your efforts by sharing popular content on other platforms or even paying for promotion of popular content to get further reach and awareness.

13.6 WHATSAPP

Launched in 2009, WhatsApp is a cross-platform instant messaging and voice-over-IP service for smartphones and desktop devices.

This secure messaging service allows users to easily share photos and videos, among other great features that you will discover in this chapter. The only way the platform remains accessible is when the user's device is connected to the internet.



Figure 13.11
WhatsApp logo

13.6.1 Introduction and stats

WhatsApp uses data to send and receive messages. Currently it is the leading mobile instant messenger app in the world, with over 2 billion active users. WhatsApp is also the third most popular social network globally.

To create an account and set up, users only need a mobile telephone number and internet connection. WhatsApp prides itself on offering end-to-end encrypted messages and calls. Each message has a unique lock and key that only senders and recipients can read the contents – not even WhatsApp (CM, 2021).

Nine years after launching WhatsApp, WhatsApp Business was released to allow companies to communicate with customers who use the standard WhatsApp messenger service.

Key stats about WhatsApp:

- 2 billion active users worldwide
- the most used mobile messenger app in the world
- 4.9 billion total downloads in 2020
- Over 100 billion messages are sent and over two billion minutes spent on voice and video calls per day
- Available in more than 180 countries and 60 different languages.

13.6.2 Features

WhatsApp is simple to use. While its primary function is to facilitate voice and text messaging, the features offer a host of functionality and convenience for customer communication. More than 5 million business users take advantage of this popular messaging platform today. Here are a few of the features that keep the social platform so popular for marketers.

13.6.3 WhatsApp Business

The large number of active users on WhatsApp makes it easier for businesses to communicate directly with their customers using WhatsApp Business. Because people are accustomed to using the app, it can be used easily as a tool for marketing, brand awareness, and customer service purposes. Here are some of the reasons the platform is effective for marketing:

- **Convenient communications:** WhatsApp Business gives companies a way to engage in two-way messaging with their customers through an app they're likely already using for everyday chat conversations. It offers businesses a convenient and direct way to share a variety of customer communications and campaigns.
- **Improved customer care:** With the dawn of technology advancement and digital communication, WhatsApp Business enables companies to communicate directly with your customers in a personal, real-time environment. When used correctly, WhatsApp Business allows you to have control over what information is shared with your customers and how your business builds and fosters loyalty and trust with them.
- **Brand-verified conversations:** In order to complete your WhatsApp Business account setup, every business must create a 'business profile' on WhatsApp. This will become a unique business identity that incorporates your brand elements into your WhatsApp conversations. You can add contact numbers, website URLs, store locations, promotional

details, and more. WhatsApp Business also lets you add multimedia to messages, including images, videos, and documents.

- **Global reach:** WhatsApp is the most popular messaging app in more than 100 countries, with a global customer base of more than 2 billion. This makes it a perfect channel for businesses to reach captive audiences.
- **Automatically initiate more conversations:** Once users have opted in to receive WhatsApp messages from your business, you can create templated messages that notify customers to take the next step and start a conversation. Bear in mind, there are controls in place to ensure that users don't receive spam or irrelevant communication. WhatsApp requires that business users respond to incoming customer messages within 24 hours using a non-templated message. This preserves the integrity of the service.
- **Added security with customer messaging opt-in:** WhatsApp has security features like end-to-end encryption and two-factor authentication to keep both customers and businesses safe. Managing privacy regulations and compliance laws can be cumbersome for businesses, which is why WhatsApp Business also verifies your business account when registering, it assures customers of your identity when they opt-in to receive your texts and communications.

13.6.4 Marketing and advertising with WhatsApp

Because of the widespread use of WhatsApp globally, people have become accustomed to connecting with each other using the platform. This is why, when you use the app to market or promote your products and reply to your consumers' queries, it becomes the most personalised form of communication and customer experience.

WhatsApp marketing has proven to be very effective and beneficial with these features:

Message templates: Allow you to send pre-written messages, such as appointment reminders, delivery updates, and confirmations to customers.

Quick replies: Save time by creating quick replies related to your business. It allows you to write a customised message for customers, without having to type out the same answer each time for different customers.

Automate messages: Respond to customers 24/7, so they never feel ignored. Creating a welcome greeting to new customers helps your brand promote a positive image while sharing introductory information about your business.

More time-saving messages include:

- Notify customers of wait times
- Follow up with links to FAQ resources
- Prompt users to schedule a time to chat
- Gain peace of mind with built-in security.

Create a branded business profile: WhatsApp Business prompts you to enter information, like your business address, contact information, and website URL, to inform customers how to find you online and reach you in person.

Organise your chats: WhatsApp understands that mobile messaging moves quickly. To ensure no customer messages go unseen, you can label your conversations. Add colours or labels to designate departments, sort by conversation types, and quickly retrieve messages.

Get delivery data stats: Know if and when your messages have been received or read. This information gives you valuable feedback on your delivery and messaging efforts.

Create a catalogue: Promote up to 500 products or services with a catalogue displayed on your WhatsApp Business profile. Catalogue links may also be shared on social media to help customers discover your business and contact you directly for sales and support questions.

The first strategy should definitely be to create a resonating brand persona on WhatsApp. Create a character that reflects your brand and also connects with the audience at the same time. This will make users feel like they are talking to your brand directly and not with a robot (Dhapai, n.d.).

Integrating your digital marketing with WhatsApp marketing can be the best decision for your business because, even if you don't yet have a website, you can still run social media ads and gather a captive audience. All you need to do is direct your leads to your WhatsApp number to proceed with the sale. Simply add your WhatsApp business link to your CTAs.

13.6.5 WhatsApp Analytics

WhatsApp Business statistics allow you to track your customers' engagement by the total number of messages sent, delivered, read, and received. This measures the performance of your interactions and conversations with customers.

To view your statistics, open your WhatsApp Business, tap on More options, then Business tools, More options, and Statistics.

According to [Interakt.shop](#) (2021), the following is what you would want to measure when it comes to WhatsApp analytics:

- **Total number of chats sent:** The total number of chats that you have had with your customers on WhatsApp during a specific period (a day, week, or a month) will help you gauge the effectiveness of a WhatsApp campaign, because it will show a direct increase in the total number of chats.
- **First response time:** The first reply time is the amount of time it takes to respond to a chat request. It should ideally be 6–15 seconds long to successfully facilitate instant communication between you and your customers. The longer the response time, the unhappier

your customers will be. It simply means that your customers are made to wait longer to get a response from one of your agents.

- **Average response time:** The average amount of time it takes to respond to a message is calculated by dividing the total time that has passed until a chat reply was sent by the total number of chats held. If the average chat response time is long, it means that either the number of chats coming through are overwhelming or that there is a challenge finding solutions or answers to customer queries. On the other hand, faster response time leads to increased customer satisfaction and lower cart abandonment rates.
- **Average resolution time:** The time taken to successfully resolve a customer's query. You may find that you or your team are handling between 1 to 3 conversations at a time. Even if you can multitask, customers connecting with a business still expect a faster resolution time. This metric is one of the most important metrics to track because it's a direct indicator of preparedness and operational efficiency. To calculate the Average Resolution Time (ART), simply divide the total resolution time across all chats by the total number of resolved chats.
- **Chat to conversion rate:** Another key performance metric to calculate is the chat to conversion rate. This is the total number of people who have performed a specific action (that indicates a conversion) out of the total number of people who have chatted. Conversion would vary from company to company depending on your business goals. This could be a purchase, a sign up for a newsletter, or a repeat purchase.

Your chat metrics will help you evaluate how well your interactions with customers are performing. It helps you understand if you are providing the right solutions and messages to customers, at the speed and turnaround time that they expect. These statistics provide insights into the quality and effectiveness of your chat process, while highlighting what works, what does not work, and where it can be improved. It also provides you with opportunities to serve your customers better.

By keeping close track of your customer service agents and the chat process, you can deliver an outstanding customer chat experience, get more happy customers, and accelerate your business growth.

13.6.6 WhatsApp summary

WhatsApp, particularly for Business, allows brands and businesses to connect directly with their customers quickly, easily, and effectively. It's free to use and, because the platform is so integrated into billions of people's daily lives, it's a great way to communicate your business promotions, transactions, and queries all safely and securely.

WhatsApp allows you to add a personal touch to customer experiences with direct access to people using their mobile contact number. With a customised profile, you can maintain a level of brand presence with your customers by keeping your products, services, status updates, and catalogues updated. Being able to stay close to your customer is one of the top advantages of using WhatsApp for marketing and customer experience.

13.7 INSTAGRAM

Instagram ([instagram.com](https://www.instagram.com)) is primarily a mobile-based photo and video-sharing app that allows you to take a picture with your phone camera, edit it as you wish, and instantly upload it to your profile. A desktop version is also available. People love sharing photos, images, art, and funny pictures online. Therefore, over time, the app has attracted a significant audience to the platform.



Figure 13.12
Instagram logo

13.7.1 Introduction and stats

Over the past few years, Instagram has become one of the world's most important apps for social commerce.

Some statistics on Instagram as of 2022:

- 1.3 billion monthly users worldwide
- 400 million daily active users
- 18 to 34-year-olds make up the biggest share of Instagram's audience
- 51% of users are female and 49% are male
- 500 million people use Instagram Stories on a daily basis
- Over 40 billion photos have been shared since inception.



Figure 13.13 Instagram sign in

13.7.2 Features

Users have a profile and a unique username. On their profile, users can post images. Often, they use hashtags in their posts and/or tag other users who may appear in the image or who they think would find the post appealing. Instagram also provides direct messaging (DM),

NOTE

Hashtags are key to tracking relevant subjects, categories, and trends on social media. For instance, if you're posting about your dog, you may use the hashtag #DogsOfInstagram or #dogstagram, which will allow others posting similar content on dogs to find your picture or video.

or that include text and photos or videos and are sent directly to up to 15 specific users. This is a useful feature for businesses that want to engage with key influencers who may in turn share the post with their followers.

You will also find Instagram Shopping on the platform. It is an online shopping experience where users can buy curated products and items from their favourite brands or business profiles. People can visit a shop from a business'

Instagram profile or through Feed and Stories. Once they're at the shop, users can browse products, explore collections, and purchase products seamlessly through the in-app browser or without leaving the app from shops with checkout ([Business.instagram](#)).

NOTE

You can watch a video on how shopping on Instagram works here: youtu.be/W9x31rb3fNk.

Instagram video, reels, and stories

Before Instagram removed it in October 2021, Instagram Television (IGTV) was home to longer, high-quality edited videos of up to 60 minutes that were recorded on web uploaders. People would compare IGTV with YouTube because it offered a space for users to discover content that covered a topic in detail (e.g., how-tos, educational videos).

IGTV was losing traction as a standalone app and, in 2020, Instagram dropped the button from its homepage. Instead, Instagram Video is hosted alongside Instagram Live videos. Trimming, filters, and tagging form part of the functions on Instagram Video when uploading content. It worked similarly to IGTV in that, 60 second videos show a preview in the Feed.

With the introduction of TikTok to the social media scene and the massive uptake of short form video by industry giant, YouTube, Instagram decided to prioritise the shift to video. It no longer wants to be seen as just a photo-sharing app, which is why it is focused on making video a more central part of the Instagram experience.

Instagram reels

Reels is Instagram's answer to TikTok videos. Its core purpose is to be entertaining, which is why it is limited to 60 seconds in length. One feature of Instagram Reels is the built-in editing functionality. You can also slow down (or speed up) your clip, add filters, mix in audio, include a voiceover, add on music, and more.

It has proven successful for brands and businesses to get creative in the Reels arena, where their brand may be seen by all Instagram accounts rather than only followers, because they are far more discoverable on Instagram. They may not have the front-and-centre prominence of Stories at the top of the Instagram app, but they are regularly featured in the Discover section. The Reels tab appears on the primary navigation of the app.

Reels has a longer lifespan than Stories; it can be picked up by the Instagram algorithm at any point, making them more likely to be found by new prospects. It is best to edit

and create original content for IG, rather than recycling content from apps like TikTok, because the Instagram algorithm will likely deprioritise the content.

In the first quarter of 2022, Meta reported that 20% of all the time being spent on Instagram, was being spent on Reels. So, it comes as no surprise that Instagram is systematically looking at consolidating their video elements. First, IGTV and Instagram feed videos were merged into 'Instagram Video.' Now, they are looking at doing away with video posts completely and keeping Reels as their only video element (Malik, 2022).

Stories

The Stories feature on Instagram is quite similar to Snapchat. It doesn't exclusively include videos; and can also be static images, text, or other animated content.

One thing to note about Stories is that it is far more interactive than Instagram Video or Reels. While others can like and comment on Reels and Instagram Video, Stories allows you to create polls, use timers, embed posts, or get feedback from your audience. Stories allows users to go live too, in a similar way that you would with Facebook Live.

Of the three types of video, Stories is by far the most discoverable. While Reels is given its own tab in the Instagram app and featured in searches, Stories is impossible to miss because it is positioned in the middle of the screen, at the top when you open Instagram.

Stories have significant prominence in the Instagram app for your followers and allow you to include links to external websites. You can also pay to promote Stories and feature it as Highlights at the top of your profile – two things that aren't possible with Reels.

If you're trying to decide which option of video to use for your digital marketing efforts, the best option is to try a combination of all three. Since people use Instagram in different ways and have varying preferences for the kind of content they like to engage with, test them all out to see which one most suits your brand, style, and position.

13.7.3 Marketing and advertising with Instagram

Business pages and posts cost nothing to set up, but like other social media platforms, Instagram is becoming a pay to play space. Brands need to use promoted posts to reach a more extensive audience than they would with simple organic reach. Brands can promote posts without a business page, but do not have access to analytics or data about their users and their engagement with posts and ads.

The large number of potential followers and the analytics data provided for business accounts provide marketers with key information about potential customers. To benefit from Instagram's

analytics tool, Follower Insights, brands need a business profile, which can automatically be

NOTE

Read more about this in **Chapter 17: Social media advertising.**

linked to their Facebook Page. Their contact information will be imported directly and any Instagram followers will be able to contact the brand through Instagram. Because Instagram is owned by Facebook, it integrates with Facebook's advertising interface, making posting across these channels seamless.

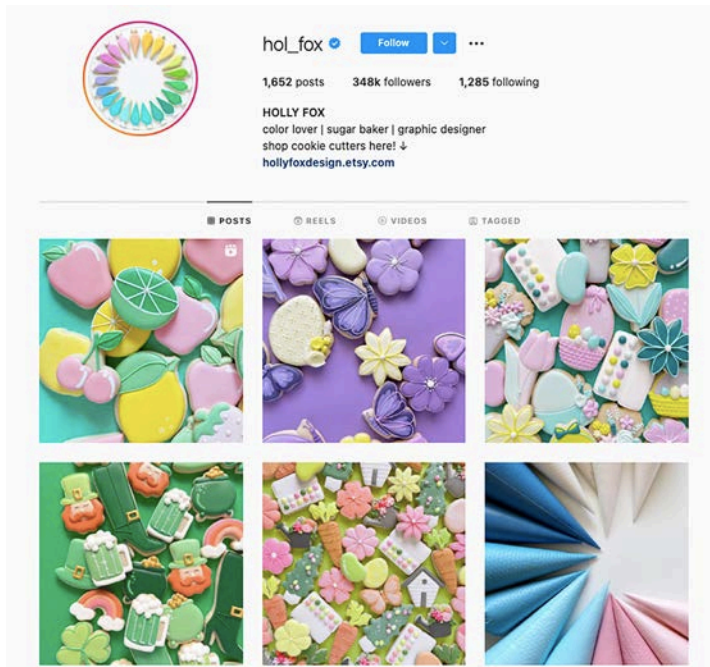


Figure 13.14 Holly Fox, a baker and graphic designer, uses beautiful and brand relevant imagery on her Instagram page, which has given her a strong and engaged following

Brands need to ensure they connect with the right communities so that they reach the right followers, but they also need to monitor competitors and their posts and followers. Brands should use hashtags in every post, preferably those that are popular and actually used by their audience. Hashtags enable tracking of mentions and shares and tends to make content discoverable. Rare hashtags can make content less easy for potential customers or users to find. But, only using popular hashtags means your content could get lost among a million other posts. A more unique hashtag, marketed and publicised well, can make your content easier to find. For example, #food renders millions of results, while #vegan will narrow these results. Hashtags are also good for SEO. Understanding your audience is crucial as a brand, and monitoring audience engagement is necessary to ensure that your posts are relevant.

Business profiles can promote posts directly and can specify the business objective and call to action. Budgets and time periods for the promotion can also be tailored to the brand.

NOTE

For the latest details on marketing with Instagram, see www.forbes.com/sites/paultalbot/2021/12/01/a-new-world-of-marketing-unfolds-on-instagram/?sh=25b6a9a44a92.

13.7.4 Instagram Analytics

If your Instagram account is linked to your Instagram Business account, then you will have access to Instagram Insights. Instagram insights track followers and what they like. Information on posts, such as how many followers saw a specific post and how many engagements and views it received as well as total number of followers, can all be tracked. Follower activity is also monitored, with insights into demographic details, competitor posts they have engaged with, time of day they are most likely to engage, and what trends your followers are following. Individual promoted posts can also be tracked.

Marketers can use this information to improve their posts, increase engagement by planning a strategy that will ensure posts occur at optimal times, and include relevant and correct hashtags.

NOTE

For the latest information on Instagram features marketers should be using, see blog.hubspot.com/marketing/new-instagram-features.

13.7.5 Instagram summary

Instagram is a great platform for brands that have a strong visual identity or who are able to tap into this visual audience with beautiful, eye-catching content. Instagram can also be managed through Facebook's Business manager, meaning you can share content and manage ads and promotions seamlessly across both platforms from one place, if you link the accounts on your profile.

Instagram is constantly updating its features, integrating Snapchat-like features, such as Stories, Reels, Videos, and Filters, and providing a pin-board-type feature for brands to collect and showcase their content and products. With the addition of Instagram Shop, there are new exciting s-commerce opportunities for retail-based brands. Instagram is a popular mobile platform and should be considered by any brand that wishes to engage with a mobile, millennial audiences.

13.8 TIKTOK

TikTok is a social media platform for creating, sharing, and discovering short videos. Created by Chinese tech giant, ByteDance, the app is widely used by young people as an outlet to express themselves through singing, dancing, comedy, and lip-syncing. It allows users to create videos and share them across a community. Launched internationally in 2017, TikTok was always intended to be a video-sharing networking service that is similar to Facebook and Instagram, both of which are unavailable in China. With it reaching global markets, it certainly has taken the market by storm, pushing the technological edge of video creation.



Figure 13.15
TikTok logo

13.8.1 Introduction and stats

Here are some statistics about TikTok as of 2022:

- It is the world's third largest social network with 1.2 billion monthly users worldwide
- Outside of Asia, it is most popular in the US, Indonesia, and Brazil
- In 2021, it reached 3 billion downloads globally on both App Store and Google Play
- TikTok has 400 million daily active users
- Under 18 to 29-year-olds make up 63% of the audience
- 59% of users are female, 39% are male, and 2% identifying as other.

13.8.2 Features

TikTok is all about finding your own communities by interacting with other users online and making videos you love. Here are the features that help users find content, communities, and creators that are interesting to them:

For You

When you access your TikTok account, you will immediately find yourself on the For You feed. This is the page that shows content that interests you. It is based on the interests you selected when you created your account. The idea is to conveniently feed you the videos and creators suited to your interests. The more you use TikTok, the more tailored and curated your feed becomes.

Your For You feed is not general or universal to all users. Each user has their own, distinct feed that is specific to them and their interests. As you find and interact with videos and creators that you enjoy, you will begin to see more videos that interest you, as well as communities that are fitting for your personality. You will also be able to view trends on TikTok on your For You feed.

How it works

Powered by the recommendation system that sends suggested videos that are personalised for each user, the For You feed depends on a few factors that include:

- **Your interactions:** Including the videos you like or share, accounts you follow, comments you post, and videos you create.
- **Video information:** Such as captions, sounds, and hashtags.
- **Device and account settings:** Such as language preference, country setting, and device type.

Discover

When you tap on the search icon at the top of the screen, you will find the Discover page. Discover highlights trending videos in the app, as well as the most popular trends on TikTok. The videos that appear first under a hashtag are representative videos that may have started the trend or other popular videos that are relevant to the trending hashtag.

If you are looking for particular creators, videos, sounds, or hashtags, you can search for them at the top of this page. The top results for each category will appear first.

Profile

As with all social media accounts, your profile page is all about you. To put your best foot forward, choose a good profile image or video and share a clear bio that best describes you. Make sure that with the information you upload, you're sharing information that communicates to the TikTok community.

To make your bio relevant to the community, make it descriptive and clear about you as a creator. Remember that even on a private account, your profile information (photo, username, and bio) will be visible to others. You may choose to not share other information like your city or other personal identifiers, but there are other ways to express yourself in your profile.

Following page

On the Following page, you can view content of only the accounts that you follow. When you follow someone on TikTok, you will see them on this page. To view new trending videos you will need to have a look at the For You feed, where you will find different kinds of videos.

TikTok LIVE

TikTok LIVE is simply a live-stream video that creators publish to their fans. The function is limited to specific regions at this stage. Unlike Facebook and Instagram, TikTok creators must meet minimum requirements to make use of this feature in order to interact on the platform in real-time. Users that are 16 years and older can launch LIVE, while 18 years and older may also send and receive virtual gifts during a LIVE stream. Virtual gifts are offerings from followers that can be converted to cash at a later stage.

To unlock this feature, a user must be at least 16 years old and have a minimum of 1 000 followers (this number may range from country to country).

13.8.3 Marketing and advertising with TikTok

What makes TikTok unique is that its algorithm is different to that of Facebook and Instagram. It focuses purely on showing relevant videos. The user-centric design concentrates on what users like and dislike, which is what determines TikTok's recommendation as a relevant video. It is usually quite accurate and the For You feed is unique to every user.

More of the benefits that make this social network popular with its audiences include:

Content by everyday people for everyday people: Everyday people create most of the content and watch it, giving amateur creators the opportunity to become celebrities in their own right over time because of their popularity. The content is relatable and shares numerous examples where ordinary people have become internet sensations as a result of the quality of their videos.

TikTok is user-friendly and keeps things simple: The app is effortless to use and has an eye-catching theme. It features some easy-to-use components like home, feed, search, inbox, and personal profile.

Find and follow the latest trends on TikTok: The TikTok community is a trendsetter. When a video goes viral, video creators follow the concept, which is why we see so many unique challenges, like dance challenges, become worldwide trends. From a fashion point of view, users often take inspiration from the way their favourite TikTokers dress, setting the latest trends.

Users feel like they're part of a community: TikTok encourages and promotes interactions among people that help create a bond. This is strengthened further when TikTok influencers create physical events where people gather and interact.

Offers plenty tools for creativity: The all-in-one platform is the place to find videos related to anything and everything. It gives users and brands the freedom to explore their ideas and to get the creative juices flowing.

One of the best sources for memes and funny content: If you're looking for memes and funny videos, the chances of finding it on TikTok are great. Creative minds are creating unique content that makes people laugh for the fans' daily dose of comedy. Memers are taking over TikTok.

TikTok has content for all age groups: The content on TikTok has a universal appeal because the relatable content caters to almost all age groups.

For more on how to marketing using TikTok, visit us.tiktok.com/business/en.

13.8.4 TikTok Business

The opportunities for business are lucrative on TikTok. It is the place to be for all kinds of brands, ranging from OREO to ASOS. With over one billion monthly active users, TikTok provides ample opportunity for businesses to reach audiences all over the world.

TikTok Business provides the performance metrics, audience insights, and creative tools you need to think like a marketer and act like a creator for your business.

Some of the key benefits include:

Discover the right fit: TikTok offers users a wide variety of subcultures, meaning the chances that your business will find the right fit for your brand on the platform is high.

Learn about trends: Posting from a TikTok Business Account means finding a place on the platform's cultural landscape that will build your brand awareness and help drive sales.

Become a TikTok pro: Business Accounts offer exclusive access to specialised resources that can help improve their TikTok game and build strong content strategies.

Key business features include the following:

- **Performance and audience data:** Tailor your strategies and speak to who your users are and what content they like best.
- **Business content guide:** Get advice on everything from choosing a video topic to picking a sound, which makes the creation of TikTok more accessible.

- **Video showcase:** Browse the carousels of popular content from businesses and creators to see what's trending.
- **Commercial music library:** Explore a repository of 500,000+ pre-cleared, royalty-free sounds that brands can use for commercial purposes.
- **Web Business Suite:** Download your analytics data, view content creation tips from the Business Creative Hub, and access the TikTok for Business website for insights into case studies and more.

Creating a TikTok Business account is simple. Start by setting up your personal account first using your e-mail or Gmail, Twitter or Facebook account, and then edit your profile. For the business account, tap on the three dots on the screen, tap 'switch to pro account', then choose business or creator. Follow the prompts for your business, and you will have a business account.

13.8.4 TikTok Analytics

To evaluate your success on TikTok, there are a few metrics you will want to monitor, such as follower count, likes, comments, and shares. In addition, with TikTok, you can measure weekly and monthly growth, video play time, as well as information about who is watching. Tracking your performance on TikTok will help you determine your next steps to tap into the one billion active accounts and enhance your marketing strategy on the platform.

If you have a TikTok Business account, you will be able to view your analytics. There are four categories available for you to monitor, including Overview, Content, Followers, and LIVE.

Overview analytics

In the Overview tab, you will see analytics for the last week, month, or two months or a custom date range. The summary of the metrics will include:

- **Video views:** The total number of times your account's videos were viewed over a given period.
- **Profile views:** The number of times your profile was viewed over the selected period, which is a good indication of brand interest. It measures the number of people who liked your video enough to view your profile, or people who are curious enough to see what your brand is up to on the platform.
- **Likes:** The number of likes your videos received in the selected date range.
- **Comments:** The number of comments your videos received in the selected date range.
- **Shares:** The number of shares your videos received in the selected date range.
- **Followers:** The total tally of TikTok users that follow your account, and how that has changed within the selected date range.
- **Content:** The number of videos you have shared in the selected date range.
- **LIVE:** The number of live videos you have hosted in the selected date range.

Content analytics

This content analytics tab shows which of your videos were the most popular in the selected date range. It provides information about each post, including metrics like views, likes, comments, and shares. Apart from measuring video performance, it also provides the following:

- **Trending videos:** Shows the top nine videos with the fastest growth in viewership over the past seven days.
- **Total video views:** The number of times a TikTok video has been viewed.
- **Total like count of a post:** The number of likes a post has received.
- **Total number of comments:** How many comments a post has received.
- **Total shares:** The number of times the post has been shared.
- **Total play time:** A cumulative total of the time people have spent watching your video. An individual post's play time does not reveal much on its own, but can be compared with other posts' performances to determine your account's average total play time.
- **Average watch time:** The average time people have spent watching your video, which will give you a good indication of how successful you were at maintaining attention.
- **Watched full video:** The number of times the video has been watched in full.
- **Reached audience:** The total number of users who watched your video.
- **Video views by section:** Your post views of where the traffic for your post comes from, which includes the For You feed, your profile, Following feed, sounds, searches, and hashtags. If you're using hashtags or sounds to boost exposure, here's where you'll see how well that worked.
- **Video views by region:** This section displays the top locations of viewers for the post. If you created a post or marketing campaign for a specific location, this is how to tell if it reached your target.

Follower analytics

The follower tab provides information about your followers that includes a breakdown of gender and what part of the world they're viewing from. You can also see when your followers are most active on the app. Key audience demographic stats and your followers' interests make this section a good source for content inspiration. Consider the following:

- **Gender:** View the distribution of your followers by gender here.
- **Top territories:** Ranked by country, here's where your followers are located. If you're looking into localising your content and promotions, keep this metric in mind.
- **Follower activity:** View the times and days your followers are most active on TikTok. When activity is consistently high, post regularly during that time.
- **Videos your followers watched:** Here you will get a sense of the content that is most popular with your followers. Keep your eye on this section to see if it sparks any ideas for content. It's also a good place to scope potential collaborators.

- **Sounds your followers listened to:** TikTok trends are often defined by audio tracks, so check the top sounds your followers have listened to and see what's popular. Trends move quickly on TikTok; if you use these results for ideas, plan for a quick turnaround.

LIVE analytics

This tab shows you insights on the live videos that you have hosted within the last week or month (7 or 28 days). These analytics include follower count, how much time you've spent live, and how many Diamonds you've earned. You will also discover the following:

- **Total views:** Total number of viewers present during your live videos in the selected date range.
- **Total time:** Total time you have spent hosting live videos in the selected date range.
- **New followers:** The number of new followers you gained while hosting a live video in the selected date range.
- **Top viewer count:** The most users who viewed your live video at one time in the selected date range.
- **Unique viewers:** The number of users who viewed your live video at least once (in this statistic, a viewer is only counted once, no matter how many times they replay the video).
- **Diamonds:** Virtual gifts that viewers can send when creators, over 18 years of age, host a live video. These diamonds can be exchanged for real money through TikTok. This metric shows how many diamonds you have earned in the selected date range.

13.8.5 TikTok summary

TikTok is set to continue growing and, in fact, will likely dominate the social media space (Forsey, 2022). Whether TikTok naysayers want to believe it or not, the social network is ticking all of the right boxes as far as future trends are concerned. Brands and individuals using the creative and humorous entertainment platform to express themselves is certainly one way to capture a new audience and showcase their personality.

13.9 SNAPCHAT

Launched in 2011, Snapchat is a mobile messaging service that allows you to send photos, videos, texts, and drawings quickly and in a fun way. Snapchat gives you the power to record and share live videos, locate friends on an engaging map, experience augmented reality (AR), and more. But the message only lasts until you open it before it disappears. Snapchat also deletes unread messages after 30 days. The app is free to download and free to send messages. Read about his here: blog.hootsuite.com/how-to-use-snapchat-beginners-guide/.



Figure 13.16
Snapchat logo

13.9.1 Introduction and stats

Here are some Snapchat statistics according to Data Reportal (2022):

- Over 550 million monthly users worldwide
- Places 12th in world's ranking of most popular social networks
- 319 million daily active users
- The age range 13 to 24 makes up 60% of the audience
- 53.8% of users are female and 45.4% are male
- Over 9 000 Snaps are shared per second, averaging out to 400 million a day, and the platform receives 10 billion daily video views.

13.9.2 Features

Users have a profile and use the app to share Snaps. A Snap is an image that the user can modify with filters or the drawing tool. A filter can denote the outside temperature, your speed, time, and location, amongst other things. The Draw tool allows users to draw over the photo or video, with a full colour spectrum, and Type allows them to annotate and add personalised text. Users can also add Geofilters and sponsored lenses to the photos, both of which have proven strong marketing tactics for brands.

Another popular Snapchat feature is Snapchatstories, a photo or video you post to your Stories feed. Stories live for 24 hours, and people can view them as often as they want during that period. Once the 24-hour time limit is up, Snapchat automatically deletes the story. Read about it here: lifewire.com/what-is-a-snapchat-story-3486000.

13.9.3 Marketing and advertising on Snapchat

Snapchat can be used for sharing various content with your audience. This can either be value added content in the form of how to's, latest industry material, and relevant tips; or it can be storytelling content, taking your audience behind the scenes of your business or showcasing aspects of your company culture and values and providing a glimpse into the brand. Geofilters and sponsored lenses are also great ways to get your audience to engage with the brand on the platform.

13.9.4 Snapchat Analytics

Just like any other platform, it is necessary to monitor your performance on Snapchat and to continuously improve and optimise your content to drive a larger audience. Snapchat analytics provide information on the number of total story completions, unique views and screenshots. Seeing which type of content your users prefer means you can really optimise your efforts.

13.9.5 Snapchat Summary

Snapchat is proving to be a powerful marketing tool, albeit an expensive one. Paid marketing efforts on the platform are mostly limited to big brands that can afford the high rates and the

development costs to create engaging and interactive filters. However, smaller independent brands can still make good use of the platform to share behind the scenes information, build up to events, and grow a loyal following, especially if your target market is more youth oriented.

13.10 TWITTER

Twitter is the most popular microblogging service. Microblogging is a form of blogging that allows a user to publish short text updates, which can be viewed by anyone or restricted to a specific community. Twitter (twitter.com) was launched in July 2006. These posts, called tweets, are usually short thoughts or links to interesting articles.



Figure 13.17
Twitter logo

13.10.1 Introduction and stats

Here are some Twitter statistics according to Sprout Social Inc (2022):

- 217 million daily active users
- Most users are from the US (about 77 million), followed by Japan (58 million)
- Most of its audience is 25 to 34 years old (38.5%.)
- On average, 500 million tweets are sent each day
- 70.4% of users are male, while 29.6% are female.

NOTE

In 2017, Twitter doubled the character limit to 280. Unlike with other social platforms, longer posts tend to perform better. The sweet spot is between 240 and 259 characters. These tweets tend to get the most likes, replies, retweets, impressions and link clicks on average (Zote, 2021).

On Twitter, you can control the communication channel. To slowly develop your story and create a feeling of suspense, threads can be published one at a time. For a fully-formed story, as demonstrated in the threaded response above, this is an effective strategy to use. When planning your content, you are able to schedule the threads so that they meet your desired strategy, such as announcing the winner of the competition the next day! When using the threads feature, you can measure engagement and interest, what topics followers are interested in, and what got the most engagement.

13.10.2 Features

Each user on Twitter will have a unique username denoted with @ and their chosen name, for example, @robstokes for twitter.com/robstokes. Tweets can be directed to a specific user simply by typing their @username at the start of the tweet. This is also known as their twitter handle.

NOTE

The hashtag was first used in 2007 so that users could track online communications and discussions about a specific event called the Barcamp. The #barcamp is thus the first use of the hashtag on social media.



Figure 13.18 A sample of a company announcement from Twitter using the Twitter thread feature

Like Instagram, Twitter users use hashtags to categorise their posts by adding a word or phrase prefaced with the # symbol (e.g. #DigitalMarketing). The hashtag will become a link that you can click to see other tweets that share this tag. Users can also choose to follow a hashtag, meaning that they will see all public messages with that tag, whether they follow the user who posted it or not. This can be a very useful way of collating information at events such as conferences. If you're not at the event, you can still follow messages from the event by following the hashtag. For those at the event, all tagged messages can be broadcast in a shared location.

If a hashtag or keyword is used very frequently in a short time, it can become a trending topic and is displayed to the left of a user's tweet stream. Events of global interest usually feature heavily, but sometimes brands can trend too (although not always for the right reasons). If a tweet is considered noteworthy, it can be retweeted or quote retweeted. Retweeting means reposting somebody else's tweet to your own profile, along with their username. Twitter automatically displays this as a retweet. A quote retweet allows you to retweet another post and include a comment about the tweet as well.



Figure 13.19 An example of the 'quote tweet' feature on Twitter that allows you to include a comment about the post you are retweeting

13.10.3 Marketing and advertising with Twitter

Twitter has become a popular and important marketing tool for many organisations, brands, and individuals. Many brands use it successfully for rapid customer service, for example, @jetblue, @klm and @dstvcare. It's also a great market research and consumer insights tool. The ability to search for brand keywords on Twitter and track indirect conversations offers huge insight to brands.

Twitter's immediacy allows for news to be broadcast to dedicated followers and fans first, as pop star Lady Gaga has done with single releases (@ladygaga). Dell lists several Twitter channels, many of which exclusively release offer information (@delloutlet).

Twitter has a series of self-service advertising options that are covered in detail in **Chapter 17: Social media advertising**. These include Promoted Tweets, Promoted Accounts, and Promoted Trends.

Twitter Threads

A Thread on Twitter is a series of connected Tweets from one account, whether personal or business. With a thread, you can provide

NOTE

For a step-by-step guide on creating a Twitter thread for your business, visit the Twitter for Business website here business.twitter.com/en/blog/how-tweet-threads.html.

additional context, an update, or an extended point by connecting multiple Tweets together. A Thread allows you to post many tweets all at the same time if you are trying to put out a great deal of content, or if you want to release bits of information at a time.

NOTE

Learn more about this in **Chapter 10: Planning your content.**

13.10.4 Twitter Analytics

Currently, Twitter Analytics are available to everyone that uses the Twitter API to provide analysis. Here, you will be able to view your top-performing tweets, mentions and top followers among others.

Hootsuite's Twitter management tools also have built in analytics that can provide insightful data. Important metrics for Twitter include how many users interact with your content by clicking through on links, how many reply to you, how many retweets you receive, as well as hashtags and trends.

13.10.5 Twitter summary

Twitter remains a powerful platform for brands. It facilitates two-way communication with users and provides great reach and awareness through possible retweets. The analytics are good, and the hashtags enable great tracking of sentiment about your brand, products, and events. The increasing number of ad options is also a great plus for marketers.

13.11 LINKEDIN

LinkedIn launched in 2003 and is primarily used for professional networking and career development, allowing job seekers to post their CVs and employers to post jobs. As of 2015, most of the company's revenue came from selling access to information about its members to recruiters and sales professionals.



Figure 13.20
LinkedIn logo

LinkedIn allows members (both employees and employers) to create profiles and connect with each other in an online social network which may represent real-world professional relationships. Members can invite anyone (whether an existing member or not) to become a connection. LinkedIn can also be used to organise offline events, join groups, write articles, publish job postings, post photos, and videos (en.wikipedia.org/wiki/LinkedIn).

13.11.1 Introduction and stats

LinkedIn's latest statistics present impressive numbers for anyone interested in reaching a professional network and penetrating a B2B market:

- 756 million total number of users

- 690 million total number of professionals
- 280 billion feed updates are viewed annually
- Females account for 43.1% of the total users, while 56.9% of users are male
- The age group with the most users is between the ages of 25 and 34 at 60.1%
- 50% of internet users with a college degree or higher use LinkedIn
- There are 61 million senior-level influencers and 65 million decision-makers
- There are 57 million companies listed
- LinkedIn is the top network for B2B content marketers for organic social marketing at 96%.

13.11.2 Features

LinkedIn is the ultimate destination for job seekers, experts, executives, mentors and more. Apart from securing your privacy, saving you time and expanding your network, it offers the following features:

Company page

A company page helps LinkedIn members learn about your business, your brand, and any job opportunities in your company. A company page is a great starting point for developing a reputation as a leader or player in your industry.

Initially, company pages were viewed as HR landing pages, but they have since evolved. They can help drive business results, increase awareness about your business and its products and services, and promote career opportunities. Your LinkedIn company page should be viewed as a supplement to your company website and should help to drive traffic to your website. These pages provide free marketing opportunities and can enhance the credibility of your company. Good copy on your page should incorporate your key phrases and key words to ensure your site is optimised for search engines.

Some key tips for a great company page include:

- Highlight your business entities with a showcase page
- Share engaging content regularly
- Optimise for search engines using keywords
- Target prospective candidates with a Careers tab
- Use an eye-catching cover image to grab user attention (Edgecomb, 2016).

Showcase pages

LinkedIn also has Showcase pages, which provide a way for companies to highlight their individual brands, specific products, or new initiatives. Showcase pages are an extension of Company pages. A dedicated page helps drive engagement and allows businesses to share specific content with a targeted audience.

NOTE

For more information on creating a quality company page, see the following link: www.linkedin.com/business/marketing/blog/linkedin-pages/5-non-obvious-ways-to-improve-your-linkedin-company-page.

Four Seasons Hotels and Resorts
Hospitality · Toronto, Ontario · 1,080,957 followers

11 people from your school work here · 23,877 employees

[+ Follow](#) [Visit website](#) [More](#)

[Home](#) [About](#) [Posts](#) [Jobs](#) [Life](#) [People](#) [Videos](#)

About

Four Seasons Hotels and Resorts opened its first hotel in 1961, and since that time has been dedicated to perfecting the travel experience through continual innovation and the highest standards of hospitality. Currently operating 121 hotels and resorts, and 46 residential properties in major city centres and resort destin... [see more](#)

[See all details](#)

Recently posted videos

Today on #WorldBartenderDay we celebrate Ashish Sharma. Ashish

Figure 13.21 The Four Seasons Hotels and Resorts' company page on LinkedIn uses a great image and focuses on their people rather than pushing the hotel

LinkedIn users can now follow only the aspects of your business they are interested in. Showcase pages are designed to build relationships with relevant LinkedIn members, and LinkedIn suggests using Sponsored Content and Sponsored InMail for more campaign-based marketing efforts.

LinkedIn Groups

LinkedIn Groups allows for your company to join with other professionals and businesses outside of your immediate circle of contacts. It broadens exposure and connects your business with others in your industry. It provides a platform for you to share industry expertise and establish your business as a thought leader. Participating in Group discussions also potentially attracts visitors to your company page.

Groups help extend the reach of your content and provide constructive feedback from relevant professionals. Groups share information about target audiences and provide market researchers with insights. It is important to join Groups that are relevant to your business and interests. Sharing company content on a Group increases traffic to your page and your website. To avoid being seen as overly promotional in Groups and only pushing your own agenda, engage in a courteous manner and share, comment, and use the opportunity to create meaningful relationships.

Job postings

LinkedIn is often the first place top talent look for work, so it's important that your job vacancies are displayed and kept updated. It is also useful for HR to recruit new talent by looking at potential candidates using LinkedIn and asking them to apply for specific positions.

13.11.3 Marketing and advertising on LinkedIn

LinkedIn is a great marketing and advertising tool in terms of generating leads and awareness, understanding your target audience, making connections, networking, and building relationships. It also offers a range of advertising solutions, including:

NOTE

For more information on advertising on LinkedIn, see business.linkedin.com/marketing-solutions/how-to-advertise-on-linkedin and **Chapter 17: Social media advertising**.

- **Sponsored content:** Boosting content across devices by promoting company updates to targeted audiences on desktop, mobile, and tablet with different format options:
 - Single image ads
 - Video ads
 - Carousel ads
 - Event ads.
- **Sponsored messaging:** Engage your target audience in LinkedIn Messaging, where professional conversations happen using:
 - Text ads
 - Conversation ads.
- **Text ads:** Start generating leads in minutes with a compelling headline, description, and image to reach your audience in minutes.
- **Dynamic ads:** Expand campaign reach with digital ads automatically personalised to your target audience.

13.11.4 LinkedIn Analytics

LinkedIn has its own native analytics service which provides a good amount of information on audience and engagement. It gives useful data on updates, reach, and engagement.

'Updates' is a table showing the most recent developments, including:

- Previews of posts
- The date posted
- The audience the post was sent to
- Whether the content was sponsored or not
- The number of impressions to LinkedIn members
- The number of clicks your content received
- The number of interactions (likes, comments, or shares)
- Any additional followers who were acquired due to the post
- Total engagement.

Additional graphs showing the reach of the post include the trend on the number of times updates were seen organically and through paid channels. Engagement is also illustrated on a graph to demonstrate engagement across organic and sponsored campaigns for various time lines (White, 2016b).

Other companies, like Quintly (quintly.com/linkedin-analytics) offer detailed analysis of LinkedIn pages and their performance for your business.

13.11.5 LinkedIn Summary

For B2B marketing, LinkedIn is definitely the platform of choice. The unique targeting and search functionalities of the platform make it well suited to such marketing efforts. Additionally, it offers a lot of unique options for B2C marketers, and can be leveraged nicely for professional contacts and to gain acclaim within your industry.

13.12 OTHER SOCIAL MEDIA OPTIONS

There is a host of social media options for you to consider, whether you are a marketer, a marketer looking to venture into social media marketing, or a business owner looking to leverage social media. It is helpful to know about all the sites which will allow you to engage with the right people, maximise your brand reach on social media, and achieve your social media goals.

13.12.1 Pinterest

Pinterest is an image sharing and social media service that allows user to discover and save information in the form of images, animated GIFs, and videos for inspiration and ideas in the form of pinboards. This highly visual virtual pinboard is not only used by shoppers and hobbyists; the section on architecture and design are also well populated. Created by Ben Silbermann, Paul Sciarra, and Evan Sharp, Pinterest has accumulated over 430 million global monthly active users as at February 2022.

Each pin is an idea. This could be a recipe, an image, an article, or a quote that links back to its original site. By including the Save button (or Pin It) button to your site, you make it easier for users to pin your content onto their boards in Pinterest.

Marketing and advertising on Pinterest

As a business, you can create your own business page with a host of tools, such as:

- Analytics
- Direct links back to your website
- Easier pinning of your website content via the save button
- Newsletters
- Buyable pins
- Options for promoting material
- Widget builders.

Business profiles should not only be providing boards of their products but should also include the lifestyle or essence behind the brand. A makeup business, for example, could include boards on high fashion, new trends in makeup, interesting use of makeup in movies, and even general skin care.

To promote messages, businesses pay to reach more people using promoted pins. These native ad units help users discover and save your ideas. It works well for awareness, engagement, and directing traffic to your website. Pinterest has also introduced buyable pins, which allow users to buy your products directly through Pinterest.

NOTE

To see more about using Pinterest for marketing and advertising, see business.pinterest.com/en/advertise and [Chapter 17: Social media advertising](#).

Pinterest summary

The visual nature of Pinterest and the ability to use boards as collections make the platform a good choice for retail brands. Brands that target women are likely to do well on the platform because women make up the majority of users on the app. Marketers who have used Pinterest comment on its higher than average conversion rate, with some attributing it to the fact that users of the platform are further along in the buying cycle. Pinterest is gaining in popularity as a social media space for marketing and should not be written off when considering platforms.

13.12.2 Reddit

Reddit is an American social news aggregation, web content rating, and discussion website. Registered members submit content to the site, such as links, text posts, images, and videos, which is then voted up or down by other members. Posts are organised by subject into user-created boards called 'communities' or 'subreddits', which cover a variety of topics: news, politics, religion, science, movies, video games, music, books, sports, fitness, cooking, pets, and image-sharing. Submissions with more upvotes appear towards the top of their subreddit and, if they receive enough upvotes, ultimately on the site's front page.

The top 6 Reddit statistics that you should know are as follows:

- 26.4 million people in the US use the app
- Has 330 million monthly active users
- Top posts are under 120 characters
- Posts with questions receive the most comments
- External links are the most popular type of content
- Has one billion native video views per month.

Although considered a social sharing website, Reddit is not a typical social media platform. Its users build the community and are good at spotting marketers. Value is important to the community and if the selling proposition outweighs the value, you may simply get banned.

Learn more about Reddit here: rosessimmonds.com/reddit-marketing/.

13.12.3 Twitch

Twitch is an American video live streaming service that focuses on video game live streaming, including broadcasts of esports competitions, in addition to offering music broadcasts, creative content, and 'in real life' streams. It is operated by Twitch Interactive, a subsidiary of Amazon.com, Inc ([en.wikipedia.org/wiki/Twitch_\(service\)](https://en.wikipedia.org/wiki/Twitch_(service))).

In short, it's a community where streaming, gaming, and pop culture meet social media. Millions of people around the world use this streaming service to share their gaming skills, cooking abilities, lifestyle, and anything else they're interested in.

According to backlinko (backlinko.com/twitch-users), the latest statistics for Twitch that you will find useful are:

- Currently gets 140 million unique visitors every month
- 107,800 live broadcasts are going on at any given time. The US has the biggest share of viewers. It's home to nearly a quarter of all users
- 65% of users are men
- 73% of users are below the age of 35
- The app has been downloaded over 100 million times
- League of Legends is the most-watched title on Twitch, with streams of the video game accumulating 42.55 billion watch hours.

With these statistics, it's hard not to consider an alternative means of connecting with people who are drawn to Twitch. Learn more about advertising with Twitch here: twitchadvertising.tv.

13.12.4 Blogging

A blog is a website where entries (blog posts) are typically displayed in reverse chronological order. Blogbasics (2017), defines a blog as a 'frequently updated online personal journal or diary'. Blogs usually allow readers to comment on posts. A typical blog will feature text, images, and links to other related blogs and websites.

Blogs for marketing can help you:

- Create an online identity
- Curate a voice for yourself or your company
- Promote engagement with your audience
- Build a community.

Blogs can be very successful marketing tools. They're an excellent way to communicate with staff, investors, industry members, journalists, and prospective customers. Blogging also helps to foster a community around a brand and provides an opportunity to garner immediate feedback on developments.

Corporate blog content should be:

- Industry relevant
- Appealing to your target market
- Transparent and honest
- Personal and entertaining
- Related to what's going on in the blogosphere
- Posted regularly.

Search engines value regular, fresh content, and blogging can create just that. The more you post, the more often search engines will crawl your site looking for additional, relevant content. Basing your blog on the keyword strategy created during the SEO process can also ensure that your website ranks highly for key phrases. Blogs, by their social nature, can increase the incoming links to your website.

Using a blog platform that is designed to be search engine-friendly is crucial to harnessing the SEO power of blogging. Some features of SEO-friendly blogging platforms include:

- Each blog post should be assigned a unique page that can easily be accessed and indexed by the search engines (this is called a permalink).
- It should be possible to tag pages with keywords relevant to your SEO strategy.
- Each post should be able to have its own unique metadata (title, description and key phrases).
- Social sharing and bookmarking functionality should be built in.

Promoting your blog

List the blog in blog directories. While they're not as popular as search engines, many internet users visit them when looking for information. Examples include Blogarama (blogarama.com).

Blogs are powerful because of their reach, their archives, and the trust that other consumers place in them. For a marketer, they present

NOTE

Cards Against Humanity used Medium in early 2017 to post about a 'fake news' press release after the Super Bowl. You can read more about this at: www.adweek.com/creativity/why-did-cards-against-humanity-air-or-not-air-a-horrible-super-bowl-ad-about-a-potato/.

opportunities to learn about how others perceive your brand and to engage with the audience. Some brands get this right; some get it wrong. Blogs can provide a snapshot of audience sentiment regarding a brand. Marketers can also listen to blog activity around competitors to gain market insights.

Blogging platforms that can be used to set up a blog quickly and easily include:

- [Wordpress.com](https://www.wordpress.com)
- [Blogger.com](https://www.blogger.com)
- [Medium.com](https://www.medium.com).

13.12.5 Podcasts

A podcast is a digital radio or video programme downloadable from the internet. It is possible to subscribe to a podcast as one would to a blog. You can listen to a whole range of programmes and voices. Just as blogs have allowed users to become writers without having to deal with

a media channel controlled by someone else, podcasting has allowed anyone who fancies doing so to become a broadcaster. Many traditional radio shows are now also available in podcast format. Many liken the shift from traditional radio to podcasts to that of traditional TV channels to on demand online services, but at a much faster pace. Users see podcasts as the 'Netflix for radio' (Main, 2016).

'Podcatching' software allows you to download the latest edition of any podcast you subscribe to automatically. Most people use iTunes, go to podcasters.apple.com for loads more information on podcasting and a huge list of available podcasts. You can listen on your computer or transfer the file to an iPod or MP3 player. Podcasts are usually free, and the most successful ones have very high-quality content and production value.

Podcasts are usually recorded and edited using home equipment and are created for the love of it. Specialised podcasting software is available, such as Apple's GarageBand or Logic Pro, and Audacity. These packages make it quite simple to record, mix, and format the audio files correctly. Just like bloggers, though, many podcasters are trying to figure out ways to make money from their podcasts and turn listeners into revenue.

Podcasts offer an incredible opportunity for marketers when you consider the following statistics:

- In 2022, 62% of the population 12+ has listened to a podcast and roughly 78% are familiar with the medium.
- Over one-third (104 million) of Americans listen to podcasts regularly.
- During COVID-19, podcasting experienced unprecedented growth, and podcast audiences diversified (Buzzsprout, May 2022).

NOTE

Tumblr is a part blogging, part microblogging tool, and part social community. Each user has their own Tumblelog where they publish short text posts, images, quotes, links, video, audio, and chats. Tumblr is perfect for users who don't need a full blog, and want to publish quick multimedia posts, usually from their mobile device. If you are interested in seeing how to use this platform see this article: How to use Tumblr www.thoughtco.com/how-to-use-tumblr-4049305.

The bottom line is that you now have a way of getting content to your target markets without having to persuade a media channel to carry it or to pay huge advertising rates.

Podcasts are:

- **Targetable:** You can create highly relevant, niche content and then promote it to a specific target market.
- **Measurable:** You can see exactly how many downloads and subscribers you have.
- **Controllable:** It's your content.
- **Responsive:** Set up a blog alongside your podcast and alter content according to the comments; you are actually having a conversation with your market.
- **Boundary free:** It's the internet.
- **Relatively inexpensive:** The equipment, software and skills are readily and cheaply available, and there are few or no distribution costs.

However, the content must be:

- **Excellent quality:** Like anything on the internet, it is just as easy to unsubscribe as it is to subscribe. Quality content is what keeps listeners coming back.
- **Real and valuable:** While there is value in having product or service information embedded in a website, there is no point at all in producing an audio version of a company brochure as a regular podcast. Even if editorial is not actually paid for, a lot of the time it has been influenced in some way by advertisers. Although there are podcasts that carry adverts, users can fast forward straight past them and the chance of real success lies in branded content.

This is not about advertising or even just product information; it is about coming up with ideas for real programmes that, through informing or entertaining, enhance your customers' experience of your brand. Refer to **Chapter 9: Content marketing strategy** for more on creating non-promotional content that generates real value for customers.

13.13 ANALYTICS FOR SOCIAL MEDIA

As with any digital marketing tactic, you need to be able to track and measure your campaigns to understand how successful they are and what you can do to improve them.

As we have shown, most platforms have native analytics, but because you do not actually host your presence, custom tracking is limited. Smaller businesses, in particular, rely on the built-in tracking offered by the various platforms, although new third-party tracking services are emerging and offering competitive and sophisticated tools, often for a fee. In some cases, it is also possible to integrate tracking to some extent if you are directing traffic to a web property that you own.

Web analytics software such as Google Analytics can also be used for social media tracking. On Facebook, tracking script can be inserted in applications and tabs where content is served

through an iFrame. When sharing links to your own site and content, campaign tracking parameters can be used to track the source of visits and report on them in your web analytics tool.

13.13.1 Click tracking with URL shorteners for social media

URL shorteners offer analytics that show how many users are clicking on links, when they are clicking, and where in the world they are. When you share links on services like Twitter, you should be tracking this data. When selecting a URL shortener, consider whether or not they keep the click analytics private. URL shortening services provide an easy way to share long links by generating a short URL that redirects to the original link. This is especially important when sharing links in messages with limited character counts.

NOTE

Check out the list of URL shorteners recommended by Guinness (2022): zapier.com/blog/best-url-shorteners/.

There are several URL shortening services while some websites have their own bespoke services, such as `nyti.ms` for *The New York Times*, which is excellent for reinforcing brand recognition. Twitter also has their own bespoke service, and no longer requires you to use one of the URL shortening services. Twitter will automatically alter the length of any URL provided in the tweet to 23 characters. Some URL shortening services allow you to customise your link.

13.14 SELECTING THE APPROPRIATE PLATFORM

When choosing the most appropriate platform for your brand or business, you need to look at three key questions:

1. Who is your audience?
2. How can you reach this audience?
3. What does your audience want?

Who is your audience?

You need to define your target audience as much as possible and research them well. Find out as much about them as possible. Include their digital habits and typical online behaviours in your research.

How can you reach them?

Once you know who your target audience is, you can analyse the demographics and psychographics of typical users of different platforms and choose the platform your target audience uses and spends the most time on. Monitor and track your audience behaviour by tracking their activity on your analytics. You may find that you need to post at different times or on different days to reach different audiences.

Facebook and YouTube are popular choices because of their large user base and thus potential reach. However, more niche platforms, such as Pinterest or LinkedIn, may be better choices as your content will appeal to and resonate more with these refined target audiences, possibly resulting in more engagement than on one of the larger platforms.

What are your goals?

Certain platforms lend themselves to certain business and marketing goals. Do you just want awareness? Or do you want to build relationships and establish yourself as an industry expert? Are you looking for hard sales and traffic? Each platform will meet different objectives, and it is important to choose one that is most appropriate to what you want to achieve.

As discussed earlier in the chapter, marketing on social media is no longer without costs. As more and more players enter the market, getting your content seen and noticed requires promoted posts, paid-for ads, and targeted marketing. Even if having a channel, page, or profile on a platform is free, creating content, especially videos, to put on the platform, costs money. It is important that the channel you use to post your content gives you the return on investment that you want.

13.15 RULES OF ENGAGEMENT

Social media implies a democratisation of information, and it requires authenticity and openness from those who deliberately use it for marketing. This means that good and bad stories spread easily and stay accessible. Jeff Jarvis had problems with Dell way back in 2005, and you can easily find all the relevant information about his ordeal with a quick Google search for 'Dell hell!'

Although you engage publicly with a wide audience when marketing online, marketers need to remember that they are communicating with individuals. While marketers should engage in the conversation, and ideally lead it, they cannot control it nor should they take over the conversation or risk getting cancelled.

Ideally, marketers should follow a workflow protocol to manage the social community. This process is further discussed in **Chapter 14: Social media strategy**.

13.15.1 Marketing to content creators

Content creators can have strong followings on social media and are thus regarded as online influencers, who tend to hold a lot of sway. They are a great option for social media strategy to reach new audiences, but only if such collaboration fit into your brand strategy. If there is potential alignment, supply specific content creators with the tools and resources they need to talk easily about your product, including links to your social profiles, Twitter handles, and hashtags.

Remember that, when acquiring the services of an independent person to deliver work for you, it's always advisable to have a contract in place to ensure that everyone is on the same page.

13.15.2 Marketing to content consumers

Social media allows anyone to have a say; the same tools that are available to individuals are available to companies. Company blogs allow a brand to build an online personality and to interact with their target market. Entertainment created and spread via social media increases brand touchpoints. Using the same channels that are available to your consumer, aids in understanding them, and levels the plane of conversation.

When using social media to reach out to content consumers, go to where they are. The media you use is dictated by your users. For example, a nightclub for students can create a Facebook Page to advertise its weekly specials and interact with fans, while Land Rover enthusiasts may prefer to engage on a discussion forum.

With all interactions, marketing messages need to be clearly identified and labelled, with a disclaimer added if necessary. Trying to hide them as something else will only decrease your authenticity and probably your following.

13.15.3 Marketing to content sharers

Content sharers are content consumers who also pass your message on, whether it's by chat or email, by sharing a link on a blog or by submitting your content to a bookmarking or aggregating service. They are a crucial link in the chain that passes your message around. Make it as easy as possible to share your content by making the post shareable using unique and easy-to-read URLs.

13.15.4 Advertise on social media platforms

While marketers can use the tools of social media to convey their message, the characteristics that define a social media platform are also important. Social media allows users to express themselves, and this means that rich demographic and psychographic information can be compiled for more useful and targeted advertising. This presents many opportunities for finding creative ways to reach an advert-fatigued demographic. It also introduces the risk of dealing with personal information, so make sure you're up to speed with the relevant laws in your country.

13.16 ADVANTAGES AND CHALLENGES

People are finding it easier to switch off or ignore traditional advertising, particularly through traditional media channels such as TV or radio. Social media gives brands the opportunity to interact with customers through relevant and targeted communications that customers can choose to engage with on their terms. For example, a consumer may visit a branded YouTube channel as opposed to deliberately ignoring advert breaks on television.

Social media's potential shareability can be one of its greatest benefits; if users like your content enough, they may share it with their own communities. This is increasingly rare and difficult to engineer.

Social media allows you to engage with an online community and connect your brand to the appropriate audience. Together these create an online community for your brand and its supporters. Social media has created a forum for brand evangelists.

The interactions on social allow you to garner feedback from your communities. Such feedback helps drive future business insights and innovation, as well as marketing strategies. You can learn more about your audience's likes, dislikes, behaviours, and needs.

However, companies need also be aware that bad messages spread as quickly as good ones. The connectedness that can prove so useful can also be a conduit for negative messages and brand attacks.

Social media facilitates a two-way conversation between customer and company. This necessitates that the company shifts approach from 'deploy and watch' to one of constant involvement with the audience.

This new landscape is one in which the customer really is king, and any attempt to dethrone the king can have dire consequences. Efforts to control the conversation in social media are soon found out and can backfire horribly. Any company embarking on a social media strategy needs to be sure to monitor their reputation online regularly. It's crucial to know what is being said about your brand online and to respond timeously when communicating in the social media sphere.

Finally, never forget that special rules and laws apply when you are dealing with personal information provided by users; be very careful how and where you use this data.

13.17 CASE STUDY: HARLEY-DAVIDSON

Harley-Davidson is the iconic motorcycle brand from the United States; yet there existed a perceived lower appeal for the brand among the youth.



One-line summary

Harley-Davidson Australia used Instagram to successfully reach a younger audience in the 18–35 year old millennial market.

The problem

Harley-Davidson is an iconic American motorcycle brand. The brand has come to symbolise freedom and individuality, but is associated with an older market. The brand wanted to raise brand awareness and engage a younger audience.



Figure 13.22 An example of the 2016 Harley-Davidson posts on Instagram

The solution

Harley Davidson decided to use Instagram ads, for the first time, to reach 18–35-year-old men in Australia and New Zealand.

Harley-Davidson used a series of illustrations to fit in with the visual nature of Instagram. They wanted to appeal to young, adventurous people who appreciate the world through a more visual lens. The brand identified three themes they felt resonated with their intended audience, and tapped in to their own artistic heritage of seeing motorcycles as pieces of art. The brand commissioned local Australian artists to interpret these themes.

The illustrations were displayed as carousel ads for each theme. When swiped, the images connected to form a storyline. The visual style was designed to mimic tattoo-like images and motifs that are popular in biking culture.

The results

- Over a run of just over two weeks, the ads reached almost 1.4 million men, aged between 18 and 35.
- The ad drove over 8 000 clicks through to the brand's website.
- Harley-Davidson achieved their objective of resonating with a younger audience, ultimately expanding their demographic (Digital Training Academy, 2016).

13.18 CASE STUDY QUESTIONS

1. Why was Instagram an appropriate choice for Harley-Davidson?
2. Why do you think the brand decided on illustrations?
3. What other platforms would you have considered, and why?
4. Are the themes the brand chose relevant to their target audience? Justify your answer.

13.19 THE BIGGER PICTURE

A strong digital marketing strategy draws successfully on various tactics, leveraging these together. Social media can complement tactics as follows:

- **Social media is inextricably linked to the content marketing strategy:** Content is the foundation of any social media marketing endeavour, whether you're creating digital copy, images, videos, or other media.
- **Social media can have SEO benefits:** By using social media services, either to create or share content, websites can attract links and generate engagement, helping to enhance search engine rankings. Signing up to several social media channels can help a company own a larger chunk of the search engine results page. Companies can also use their SEO keyword strategy to focus their social media efforts.
- **Social media can provide a targeted network for online advertising:** Detailed demographic information can play a large role in media planning and buying. Advertisers should create targeted interactive advertising for these mediums to encourage engagement. Social media also provides affiliates with new avenues for targeted traffic, resulting in revenue growth for the company being marketed this way.
- **Social media plays a large role in online monitoring and reputation management, viral marketing and digital PR:** Social media is used to express opinion. Any company that wants to communicate to this connected audience needs to listen to social media. Social media is also key to finding and accessing your biggest brand advocates and influencers, who can be powerful allies in building your reputation.

All other marketing efforts should feed into building your online community. Shareable links and referrals to your social media pages should be included on all marketing material. Social media should in turn try to convince users to sign up for newsletters or loyalty programs to

get users to join your brand-owned CRM. If the user is simply following you on the platform, their customer data lies on the third-party platform. Having their data in your own CRM allows you deeper access to that data so that you can engage with your customers through other mediums, such as email and mobile.

13.20 CHAPTER SUMMARY

Social media refers to the creation and sharing of content by consumers on the internet. It gives all internet users, including brands and organisations, the opportunity to become both creators and consumers of content.

Social media refers to a collection of sites and platforms that include the following activities:

- Creating and engaging in social networks
- Generating and sharing content
- Using other internet users' preferences to find content.

Most social media services are free to all users and rely on advertising for revenue. Social media provides targeted demographic information to advertisers looking to direct their advertising.

In this chapter, we have discussed some of the main platforms, but there are many other smaller niche platforms, such as Tumblr, Vine, Spotify and SlideShare.

13.21 CHAPTER QUESTIONS

1. Visit guardian.co.uk. List the ways in which this print publication is embracing social media.
2. Why is transparency so important to marketing that uses social media? Has this halted or accelerated the use of social media for marketing?
3. What is the difference between social media advertising and social media marketing? What are the benefits of social media to each, and what are the challenges?

13.22 FURTHER READING

mashable.com – A blog that has become a website covers social networking and social media.

socialmediaexaminer.com/ – An online magazine that publishes original research and oversees multiple communities for social media marketers.

13.23 REFERENCES

Aslam, S., 2022. 81 LinkedIn Statistics You Need to Know in 2022. [Online]
Available at: www.omnicoreagency.com/linkedin-statistics/
[Accessed 26 May 2022]

Aslam, S., 2022. Instagram by the Numbers: Stats, Demographics & Fun Facts. [Online]
Available at: www.omnicoreagency.com/instagram-statistics/
[Accessed 26 May 2022]

- Aslam, S., 2022. Twitter by the Numbers: Stats, Demographics & Fun Facts. [Online]
Available at: www.omnicoreagency.com/twitter-statistics/
[Accessed 26 May 2022]
- Austin, C., 2018. 9 Facebook Live for Business Examples You've Got to See. [Online]
Available at: www.impactbnd.com/blog/facebook-live-business-examples.
[Accessed 26 May 2022]
- Blunt, W., 2021. IGTV vs. Reels vs. Stories: How to Leverage Each Instagram Video Type For Your Brand. [Online]
Available at: www.shortstack.com/blog/igtv-vs-reels-vs-stories/
[Accessed 9 May 2022]
- Bump, P., 2021. 7 YouTube Features That Will Help You Get More Views. [Online]
Available at: blog.hubspot.com/blog/tabid/6307/bid/5886/5-youtube-features-to-get-more-video-views.aspx
[Accessed 9 May 2022]
- Buzzsprout, 2022. Podcast Statistics and Data. [Online]
Available at: www.buzzsprout.com/blog/podcast-statistics
[Accessed 29 May 2022]
- Campbell, S., 2022. Instagram Statistics 2022: How Many People Use Instagram? [Latest]. [Online]
Available at: thesmallbusinessblog.net/instagram-statistics/
[Accessed 29 May 2022]
- Chaffey, F., 2022. Global social media statistics research summary 2022. [Online]
Available at: www.smartinsights.com/social-media-marketing/social-media-strategy/new-global-social-media-research/
[Accessed 27 May 2022]
- CM.com, 2021. What is WhatsApp Business? Top benefits of the most popular messaging app. [Online]
Available at: www.cm.com/en-za/blog/what-is-whatsapp-business/
[Accessed 9 May 2022]
- Constine, J., 2017. Snapchat reportedly hit 160M daily users and \$400M revenue in 2016. [Online]
Available at: techcrunch.com/2017/02/02/snap-ipo/
[Accessed 22 May 2022]
- Davidson, H., 2017. Instagram case study: Harley Davidson uses carousel cartoons to win over adventurous Australians. [Online]
Available at: www.digitaltrainingacademy.com/casestudies/2017/03/instagram_case_study_harley_davidson_uses_carousel_cartoons_to_win_over_adventurous_australians.php#more
[Accessed 29 May 2022]
- DeLaney, C., 2020. 27 powerful LinkedIn business pages examples to inspire you. [Online]
Available at: www.impactbnd.com/blog/21-examples-of-powerful-linkedin-company-pages
[Accessed on 29 May 2022]
- Dhapai, H., 2022. Beginner's Guide on How To Do Whatsapp Marketing - Strategies and Tips Included. [Online]
Available at: ide.co/blog/how-to-do-whatsapp-marketing/#WhatsApp_Marketing_Strategies_and_Tips_to_Get_Started
[Accessed 27 May 2022]
- Donchev, D., 2022. 40 Mind Blowing YouTube Facts, Figures and Statistics – 2022. [Online]
Available at: fortunelords.com/youtube-statistics/
[Accessed 9 May 2022]
- Facebook, 2022. Go Live on Facebook. [Online]
Available at: live.fb.com/about/
[Accessed 26 May 2022]
- Ferguson, S., n.d. 5 Companies Seriously Rocking Facebook Live. [Online]
Available at: www.wyzowl.com/facebook-live-marketing/
[Accessed 28 May 2022]
- Forsey, C., 2022. 10 Social Media Trend Marketers Should Watch in 2022. [Online]
Available at: blog.hubspot.com/marketing/social-media-predictions-2017
[Accessed 26 May 2022]
- Guinness, H., 2022. The 7 best URL shorteners of 2022. [Online]
Available at: zapier.com/blog/best-url-shorteners/
[Accessed 29 May 2022]

- Hirose, A., 2021. The Complete Guide to TikTok Analytics: How to Measure Your Success. [Online]
Available at: blog.hootsuite.com/tiktok-analytics/
[Accessed 9 May 2022]
- Hoben, N., 2021. Facebook Video Tips: 15 Ideas for More Engagement. [Online]
Available at: www.searchenginejournal.com/facebook-video-tips/238911/#close
[Accessed 7 March 2022]
- HT Tech, 2021. Top WhatsApp Features Launched in 2021: Check Full List. [Online]
Available at: tech.hindustantimes.com/tech/news/top-whatsapp-features-launched-in-2021-check-full-list-71637672833392.html
[Accessed 9 May 2022]
- Hu, C., 2021. Facebook changes its name as it pushes toward a digital reality future. [Online]
Available at: www.popsoci.com/technology/facebook-changes-name-to-meta/
[Accessed 26 May 2022]
- Hunter, S., 2017. Facebook, Twitter, Instagram, LinkedIn – All the SA Social Media Stats. [Online]
Available at: www.2oceansvibe.com/2017/09/19/facebook-twitter-instagram-linkedin-all-the-sa-social-media-stats/
[Accessed 29 May 2022]
- Instagram Business, 2022. Get Your Business Started on Instagram. [Online]
Available at: business.instagram.com/gettingstarted/
[Accessed 26 May 2022]
- Iqbal, M., 2022. WhatsApp Revenue and Usage Statistics (2022). [Online]
Available at: www.businessofapps.com/data/whatsapp-statistics/
[Accessed 9 May 2022]
- Kaplan, D., 2016. Can Gamification Change Millennial's Behaviour. JetBlue has the answer. [Online]
Available at: www.geomarketing.com/can-gamification-change-millennials-behavior-jetblue-has-the-answer
[Accessed 26 May 2022]
- Karr, D., 2015. How to Use LinkedIn for Marketing. [Online]
Available at: marketingtechblog.com/how-to-use-linkedin-for-marketing/
[Accessed 26 May 2022]
- Keath, J., 2016. 5 Unpublished Stats on the Future of Social Media Marketing. [Online]
Available at: www.socialfresh.com/the-future-of-social-media-marketing-stats/
[Accessed 9 May 2022]
- Kemp, S., 2022. Snapchat Stats and Trends. [Online]
Available at: datareportal.com/essential-snapchat-stats
[Accessed 9 May 2022]
- Kirschner, A., 2020. Instagram 101: Understanding the Basics. [Online]
Available at: www.techlicious.com/tip/instagram-101-understanding-the-basics/
[Accessed 26 May 2022]
- Knowlton, D., 2016. How to Get Your Business on Snapchat in Four Steps. [Online]
Available at: www.socialmediaexaminer.com/how-to-get-your-business-on-snapchat-in-four-steps/
[Accessed 26 May 2022]
- Main, S., 2016. 4 Things You Should Know About Podcast Advertising, According to the Pros. [Online]
Available at: www.adweek.com/digital/4-things-you-should-know-about-podcast-advertising-according-pros-173829/
[Accessed 26 May 2022]
- Malik, A., 2022. Instagram tests ditching video post in favor of Reels. [Online]
Available at: techcrunch.com/2022/06/30/instagram-test-ditches-video-posts-in-favor-of-reels/
[Accessed 22 May 2022]
- Martin, M., 2021. How the Facebook Algorithm Works in 2022 and How to Make it Work for You. [Online]
Available at: blog.hootsuite.com/facebook-algorithm/
[Accessed 9 May 2022]
- Martin, M., 2022. How to Use LinkedIn for Business in 2022: A Step-by-Step Guide. [Online]
Available at: blog.hootsuite.com/linkedin-for-business/
[Accessed 26 May 2022]

- McLachlan, S., 2022. 23 YouTube Stats That Matter to Marketers in 2022. [Online]
Available at: blog.hootsuite.com/youtube-stats-marketers/
[Accessed 9 May 2022]
- Minaev, A., 2022. What is a Blog? – Definition of Terms Blog, Blogging, and Blogger. [Online]
Available at: blogbasics.com/what-is-a-blog/
[Accessed 29 May 2022]
- Mosseri, A., 2016. From F8: How News Feed Works. [Online]
Available at: newsroom.fb.com/news/2016/04/news-feed-fyi-from-f8-how-news-feed-works/
[Accessed 29 May 2022]
- Newberry, C., 2022. How the Facebook Algorithm Works in 2022 and How to Make it Work for You. [Online]
Available at: blog.hootsuite.com/facebook-algorithm/
[Accessed 26 May 2022]
- Pate, Neil., 2021. Why Social Media is ‘Pay to Play’ in 2021 [And How to Get the Best Bang for Your Buck]. [Online]
Available at: neilpatel.com/blog/pay-to-play-social-media/
[Accessed 27 May 2022]
- Perez, S., 2021. TikTok to Rank as the Third Largest Social Network, 2022 Forecast Notes. [Online]
Available at: techcrunch.com/2021/12/20/tiktok-to-rank-as-the-third-largest-social-network-2022-forecast-notes/
[Accessed 9 May 2022]
- Perez, S., 2021. TikTok brings its TV app to more devices across the US and Canada. [Online]
Available at: techcrunch.com/2021/11/22/tiktok-brings-its-tv-app-to-more-devices-across-the-u-s-and-canada/
[Accessed 9 May 2022]
- Perez, S., 2021. Instagram ditches the IGTV brand, combines everything but Reels into an ‘Instagram Video’ format. [Online]
Available at: techcrunch.com/2021/10/05/instagram-ditches-the-igtv-brand-combines-everything-but-reels-into-an-instagram-video-format/
[Access 9 May 2022]
- Perez, S., 2021. TikTok to rank as the third largest social network, 2022 forecast notes. [Online]
Available at: techcrunch.com/2021/12/20/tiktok-to-rank-as-the-third-largest-social-network-2022-forecast-notes/
[Accessed 7 March 2022]
- Pinterest, 2022. Show it. Sell it. See results. [Online]
Available at: business.pinterest.com/en/pinterest-analytics
[Accessed 26 May 2022]
- Sayce, D., 2022. The Number of tweets per day in 2020. [Online]
Available at: www.dsayce.com/social-media/10-billions-tweets/
[Accessed 9 May 2022]
- Smith, C., 2022. Snapchat Statistics User Counts, Facts & News (2022). [Online]
Available at: expandedramblings.com/index.php/snapchat-statistics/4/
[Accessed 9 May 2022]
- Spangler, T., 2022. YouTube Shorts Tops 5 Trillion Views to Date, Platform to Test Shopping and Branded Content for TikTok-Style Videos. [Online]
Available at: variety.com/2022/digital/news/youtube-shorts-5-trillion-views-shopping-branded-content-1235162043/
[Accessed 30 May 2022]
- Statista, 2022. Estimated annual earnings of selected YouTube channel creators in 2021. [Online]
Available at: www.statista.com/statistics/373772/youtubers-monetization-earnings-celebrity/
[Accessed 30 May 2022]
- Talbot, P., 2021. A New World Of Marketing Unfolds On Instagram. [Online]
Available at: www.forbes.com/sites/paultalbot/2021/12/01/a-new-world-of-marketing-unfolds-on-instagram/?sh=25b6a9a44a92
[Accessed 30 May 2022]

- Thomas, S., 2021. WhatsApp Chat Metrics tracking: Know important WhatsApp chat metrics to track performance and efficiency. [Online]
Available at: www.interakt.shop/blog/whatsapp-chat-metrics-tracking-know-important-whatsapp-chat-metrics-to-track-performance-and-efficiency-interakt
[Accessed 9 May 2022]
- Webwise, 2016. Explainer: What is Snapchat? [Online]
Available at: www.webwise.ie/parents/explainer-what-is-snapchat-2/
[Accessed 28 May 2022]
- Wigmore, I., 2016. Pinterest. [Online]
Available at: whatis.techtarget.com/definition/Pinterest
[Accessed 26 May 2022]
- Wikipedia, 2022. Blog. [Online]
Available at: en.wikipedia.org/wiki/Blog
[Accessed 28 May 2022]
- Worb, J., 2022. How Does The TikTok Algorithm Work? (+10 Hacks to Go Viral). [Online]
Available at: later.com/blog/tiktok-algorithm/
[Accessed 26 May 2022]
- Zote, J., 2021. How long should social posts be? Try this social media character counter. [Online]
Available at: sproutsocial.com/insights/social-media-character-counter/
[Accessed 27 May 2022]
- Zote, J., 2022. 12 Essential Twitter stats to guide your strategy. [Online]
Available at: sproutsocial.com/insights/twitter-statistics/
[Accessed 9 May 2022]

13.24 FIGURE ACKNOWLEDGEMENTS

Figure 13.1: Screenshot. Datareportal's global social media stats – overview of social media use, 2022

Figure 13.3: The Facebook logo, logo.wine/logo/Facebook

Figure 13.4: Screenshot, Facebook Business Page for Superbalist

Figure 13.5: Screenshot, reaction button icons 2022

Figure 13.6: brandongaille.com/17-facebook-business-marketing-tips-and-tricks/, 2022

Figure 13.7: Screenshot, Facebook business page

Figure 13.8: Screenshot, Facebook, Video Insights

Figure 13.9: Screenshot, YouTube logo

Figure 13.10: Screenshot, sharing options on YouTube

Figure 13.11: Screenshot, WhatsApp logo

Figure 13.12: Screenshot, Instagram logo

Figure 13.13: Screenshot, Instagram sign in

Figure 13.14: Screenshot, Holly Fox instapage

Figure 13.15: Screenshot, TikTok logo

Figure 13.16: Screenshot, Snapchat logo

Figure 13.17: Screenshot, Twitter logo

Figure 13.18: Screenshot, Twitter


Figure 13.19: Screenshot supplied, Twitter

Figure 13.20: Screenshot, LinkedIn logo

Figure 13.21: Screenshot, LinkedIn

Figure 13.22: Screenshot, Harely-Davidson, 2016

Harley-Davidson logo: blog.logomyway.com/harley-davidson-logo



UNITING

INTRODUCTION TO UNITING

This section is called **Uniting** because now you are bringing your brand and the customer together. One of the worst mistakes a brand can make, is to deliver poor service; no matter how polished your copy, or how slick your videos. If you have a terrible relationship with your online community, they will go elsewhere. Consider the Pareto principle: 80% of profits are generated by 20% of customers, while 20% of customers are responsible for 80% of the brand's service problems.

While most traditional marketing is one way (from brand to consumer), the internet offers exciting opportunities to engage meaningfully with your customers.

Chapter 14: Social media strategy focuses on how you can engage with your customers on a level and at a speed that is not possible through traditional marketing platforms. You need to understand the landscape to implement and maintain your strategy.

Once you have customer buy-in, the next step is to manage and maintain your brand's relationship with the customer.

Chapter 15: Customer relationship management (CRM) is critical for any business. It is especially important for a brand that has an online presence to understand the customer's needs, and foster long-term loyalty, which, in turn, can lead to gaining online brand ambassadors.

Direct marketing is all about communication directly to the customer, and this involves email, and to some extent, mobile channels.

Chapter 16: Direct marketing: Email and mobile focuses on how to utilise these two channels. Considering that 70% of the global population uses a mobile phone, and that most emails are opened on mobile devices, you cannot discount the power of these marketing strategies. However, you need to manage this relationship carefully; users see mobile as their personal device, and resent any intrusions on it.

Social media is powerful, and mistakes are amplified. Remember that whoever has the social media network passwords represents your brand. Direct marketing can result in the highest ROI, but you need to be mindful of customer fatigue. Creating quality content and messages that will be read requires focus, dedication, and above all, ingenuity.

14

SOCIAL MEDIA STRATEGY

In this chapter, you will learn:

- How to use social media strategically
- About the steps involved in creating a social media strategy
- About the documents and policies that you should have in place for social media success
- About the importance of effective community and crisis management.

14.1 INTRODUCTION

In the previous chapter, we covered some of the major social media platforms, their statistics and features, marketing opportunities, and the three phases involved in using them to reach your customers. These included strategy, implementation, and analytics. Strategy is by far the most important, because it informs what and how often you post and how you choose to engage and relate to your audience. Strategy also informs how and what you will analyse. It is important that all these parameters are clearly established, and that your strategy is informed by the data and analytics you receive based on your content and engagement.





Social media can be used to solve business, marketing, and communication challenges; it is an important part of digital marketing. With so many platforms and choices available in social media, this chapter will show you how to use these spaces strategically to address challenges.

The last few years have seen a shift in social media strategy. The space is now considered a standard medium for advertising with a far better ability to target consumers. While it is still recommended to build a community on Facebook (or the platform of your choice), there are brands using the platform for effective advertising, without actually having any followers.

Despite these changes, effective community and reputation management should remain key considerations in your social media strategy. Planning and thinking strategically, while leaving room to be flexible and respond to analytics and tactical opportunities, are essential to making the most of social media marketing.

[Kepios.com](https://www.kepios.com) analysis shows that there were more than 4.62 billion social media users around the world in January 2022 – 58.4% of the total global population. Social media user numbers have seen strong growth over the past 12 months too, with 424 million new users joining social media, which is likely attributed to global lockdowns during the pandemic.

The latest figures indicate that well over 9 in 10 internet users now use social media each month (DataReportal, 2022). Creating content for every social media platform is more important now than ever to reach and connect with your audience in a way that’s relevant and appropriate. The figure below provides a high-level view of how to use each platform effectively:

	PURPOSE	WHAT YOU SEE	THE BOTTOM LINE
 Facebook	Connect	Emotion-driven content (fear, outrage, uplifting), like-minded views	Tell me how you feel about what you're doing
 Google	Learn	Facts, lists, utilities, instructions	Tell me how to do it
 Instagram	Observe	Trends, lifestyle, desirable	Show me what my friends want others to see they're doing
 Snapchat	1-to-1 Connect	Candid, intimacy, animation	Show me what my close friends are really doing

 Twitter	Monitor	Live events, news, opinion, ideological warfare	Tell me what the world is doing
 Pinterest	Aspire	Arrangements, designs, styles, recipes	Show what I could do
 Reddit	Crowdsource	News on specialized topics, niches, primary sources	Tell me what a certain community is doing

Data: Axios research: Chart: Axios Visuals

Figure 14.1 Creating content for every platform by Axios research

14.2 KEY TERMS AND CONCEPTS

Table 14.1

Term	Description
Community guidelines	The rules and principles that community members must adhere to when communicating on a social media platform.
Community management	The building, managing, and monitoring of online communities generated from your brand's blogs, forums, social network pages, etc.
Key performance indicator (KPI)	A metric that shows whether an objective is being achieved.
Lead	A person who has shown interest in a brand, product, or service and could be converted into a customer.
Objective	A desired outcome of a digital marketing campaign.
Online reputation management (ORM)	Understanding and influencing the perception of an entity online.
Search engine optimisation (SEO)	The process of improving website rankings in search engines.
Social media dashboard	A service that allows you to centralise management of your social media properties.
Social network	In an online context, a type of website model where individual members become part of a broader virtual community.
URL Shortener	A web tool that creates a shorter version of a full URL.

14.3 USING SOCIAL MEDIA TO SOLVE BUSINESS CHALLENGES

Strategy is an important aspect of social media planning. Part of that strategy is identifying which business challenges, marketing and communication challenges in particular, your social media will address. These can include:

- Communication and outreach
- Community management
- Support and customer service
- Reputation management
- Advertising and awareness
- Sales and lead generation
- Search engine optimisation
- Insights and research.

NOTE Not all businesses face every one of these challenges. Which ones are relevant to your brand?



Figure 14.2 Social media marketing can help with a number of business challenges

14.3.1 Communication and outreach

Social media offers brands effective two-way communication and real-time broadcast channels. This bi-directional communication is what makes social communities so exciting (and challenging). Just as consumers can communicate with each other and send messages to businesses and brands, so businesses and brands can use this medium to communicate with and reach out to the public. Social media is a highly effective public communications tool.

Businesses, governments, and other organisations use Twitter and Facebook to broadcast timely messages, allowing interested parties to keep informed in real time. This has become a vital aspect of newsworthy and breaking news events such as elections, disasters, and global sports. Many organisations also use social media tools to broadcast service updates.

NOTE Ideally, you want to be the trusted go-to-source of information about your industry.

14.3.2 Community management

Social media platforms are built around communities and are sometimes virtual representations of real-world networks and communities. This feature of social media can be used to build and maintain a supportive community around your organisation.

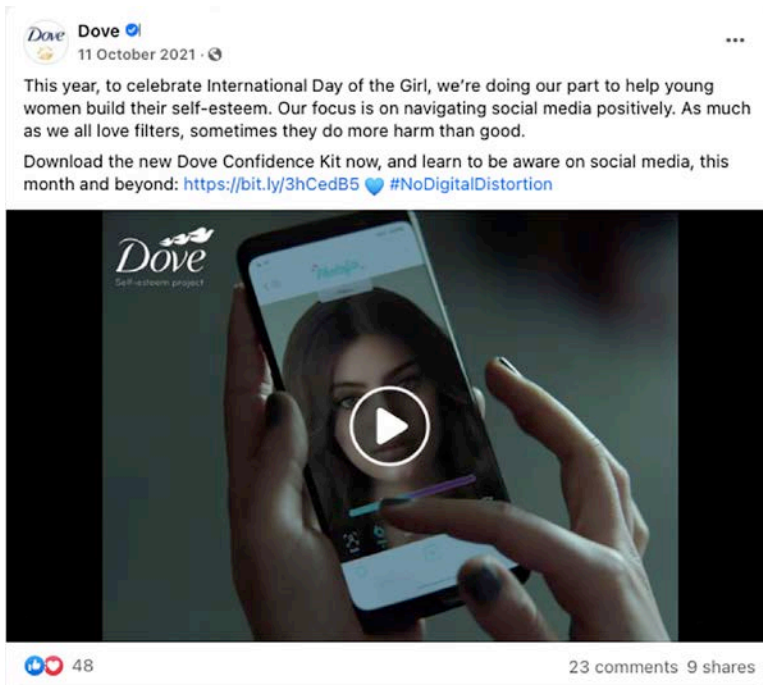
'Community manager' is a role that has risen to prominence as more organisations start using social media, but it has always been an important role in any community, from groups that thrive on forums, to communities run on Facebook.

Creating, building, and nurturing a community mean that organisations don't just participate in conversations that are happening around and about them, but also actively lead and guide those conversations. These communities are generally made up of the organisation's biggest fans, often called brand evangelists, who believe that they have a big stake in that organisation.

NOTE

Check out some great tips on successful social media marketing at: www.forbes.com/sites/forbesagencycouncil/2021/10/29/social-media-marketing-tips-every-business-should-be-using/?sh=5666aef132c0.

This creates an environment where those fans can interact directly with the organisation, and where the organisation can send messages directly to those fans and solicit their feedback.



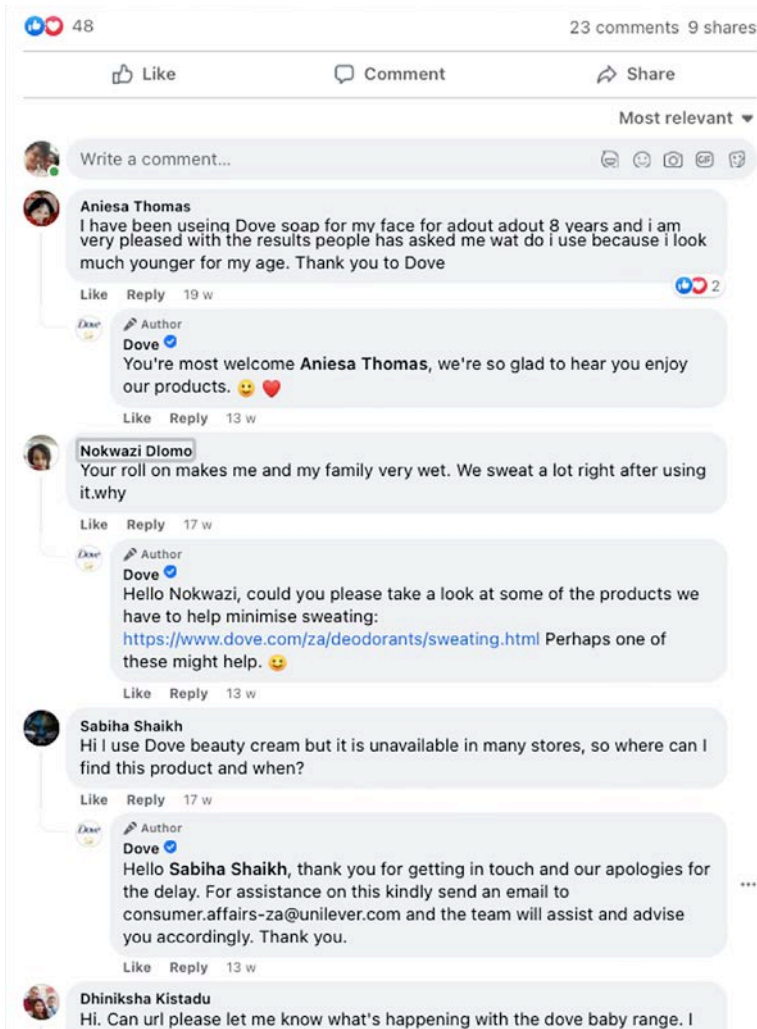


Figure 14.3 Dove creating awareness and responding to customers

Building and maintaining a community is a long-term project. It starts with determining what the best platform is for that community; something that already exists like Facebook, or developing a customised new community platform created for the specific brand's purpose, either from scratch, or using a service like Tribe (tribe.so).

14.3.3 Support and customer service

Social media is an additional customer service channel. Consumers are becoming increasingly comfortable transacting online, and they expect the businesses with which they transact to respond to their queries in the social space, as they would do through a call centre or email. Some customers have found that problems or questions on social media tend to be resolved

more quickly, as brands are wary of having unresolved issues left out in public. For any organisation that runs a social community, customer service is often one of its primary functions.

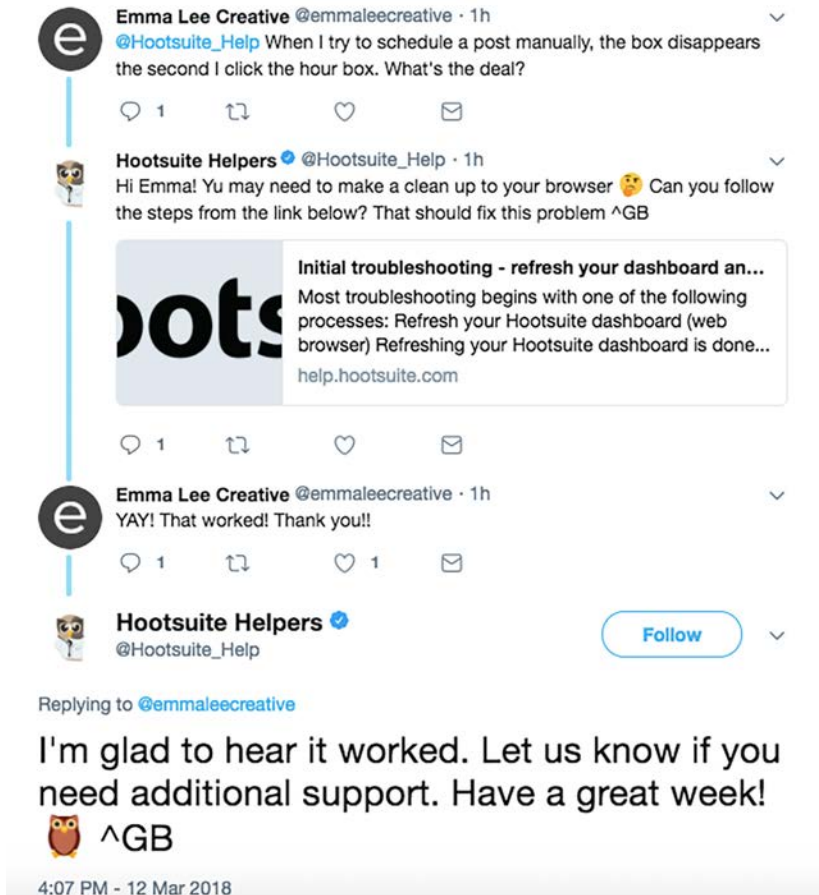


Figure 14.4 Hootsuite is one of the brands on Twitter that's doing customer service well

It's important that brands respond to customer queries or complaints on social media because platforms like Twitter and Facebook keep track of response times. One of the factors that contribute to a brand's online image is its responsiveness to customer comments. According to Reputation X (Shah, 2021), "Answering a social media complaint can increase customer advocacy by as much as 25%, effectively improving a brand's reputation".

Interestingly, social media customer service can be collaborative in that customers assist each other and, in this way, reduce the reliance on the organisation for support.

14.3.4 Reputation management

Social media is a very effective tool for crisis communication and management. In some instances, it is also the place where crises start. This can be due to offensive content, an

employee saying something inappropriate, or even angry customers sharing their complaints and getting reactions. It is important that you manage this effectively to preserve your reputation.

Social media policy and guidelines

To preserve and protect your online brand reputation and presence, there are a few important things you need to put in place, and a social media policy is one of them. In addition, it is important to include the guidelines and protocols for your brand to ensure consistency and uniformity in how you assist your customers on social media.

Hootsuite describes social media policy as “an official company document that provides guidelines and requirements for your organisation’s social media use. It covers your brand’s official channels, as well as how employees use social media, both personally and professionally” (Newberry and Cooper, 2021).

It is essential that brands develop a social media policy to manage what gets published on their social pages, especially when it comes to employees. The primary purpose of this policy is to manage the social media risks your brand may face.

Your policy should include:

- Employee roles and responsibilities
- Security processes and protocols
- Plan of action for a security or PR crisis
- Outline on complying with the law
- Guidelines for employees’ social media accounts and posting
- Advocacy guidelines.

Hootsuite provides a comprehensive guide on “How to write a social media policy” that includes templates and examples that may be helpful: blog.hootsuite.com/social-media-policy-for-employees/.

To assist in setting social media guidelines, there are a few questions you should ask yourself to facilitate the process:

- What is your tone of voice?
- What is your ideal response time for each channel?
- What FAQs you are going to include?
- What is your process for miscellaneous customer issues and escalations?
- Will you respond to positive feedback? How?

You may also want to create templates to answer frequently asked questions in order to be proactive when responding to social comments and messages. Always tweak your templates to remain personable for each query and to maintain the brand tone of voice.

Social media is a great tool for monitoring what is being said about your brand, and to spot a potential crisis long before it becomes one. Such a 'heads up' allows your brand to mediate the crisis by being proactive and preparing for the situation before it takes hold. Being ready in any event is a great space for you to manage your communication because it enables you to get your side of the story out.

14.3.5 Advertising and awareness

Where there is an audience, there is advertising. The more time users spend on social media, the more brands want to advertise there. It's not only the large numbers of active users or the time users spend social networks, it's the rich demographic and psychographic targeting opportunities that make them appealing to advertisers.

Adverts can be targeted based on the profile information that individuals provide, either overtly or through their actions on the social network. Most social networks offer a number of advertising options that are accessible to both small advertisers and big spenders. Social advertising is dynamic, with new advertising options released regularly. To find the platform and ad type that works best for your audience, you should experiment with the different formats and models offered.

NOTE

Learn more about the advertising options available on social media in **Chapter 13: Social media.**

14.3.6 Sales and lead generation

Adding a social layer to a commercial transaction can create a richer experience for online consumers. These can be based overtly on social connections or on inferred connections based on behaviour.

Amazon's collaborative filtering is an excellent example of the layer based on inferred connections. If you've browsed their website, you will no doubt have seen product information, such as 'Frequently bought together.' In real time, based on consumer purchase behaviour, Amazon presents products that you are likely to have an interest in, based on users who browsed and purchased products that you like, or have selected to buy.

You may not realise it, but this is a social layer in the online shopping experience. Users benefit because they are exposed to new items that they may not have thought about looking for, making the shopping experience easier and tailored to their needs. The brand benefits from the additional sale on items that the user may not have considered purchasing until they were shown the options.

Social communities can also be lead generation or sales generation assets. You may find your friends tagging someone (maybe even you) to a post that they believe will be interesting or useful to them (or you). One way of managing your community to grow your audience base and improve targeting is knowing how to engage with these leads to get them to follow you.

14.3.7 Search engine optimisation (SEO)

Social media plays an important role in SEO. It provides additional assets that can be optimised so that a brand 'owns' the results page for searches for their brand. A savvy SEO strategy will make use of social media assets, links, and likes for strengthening the position of other web assets in the SERPs.

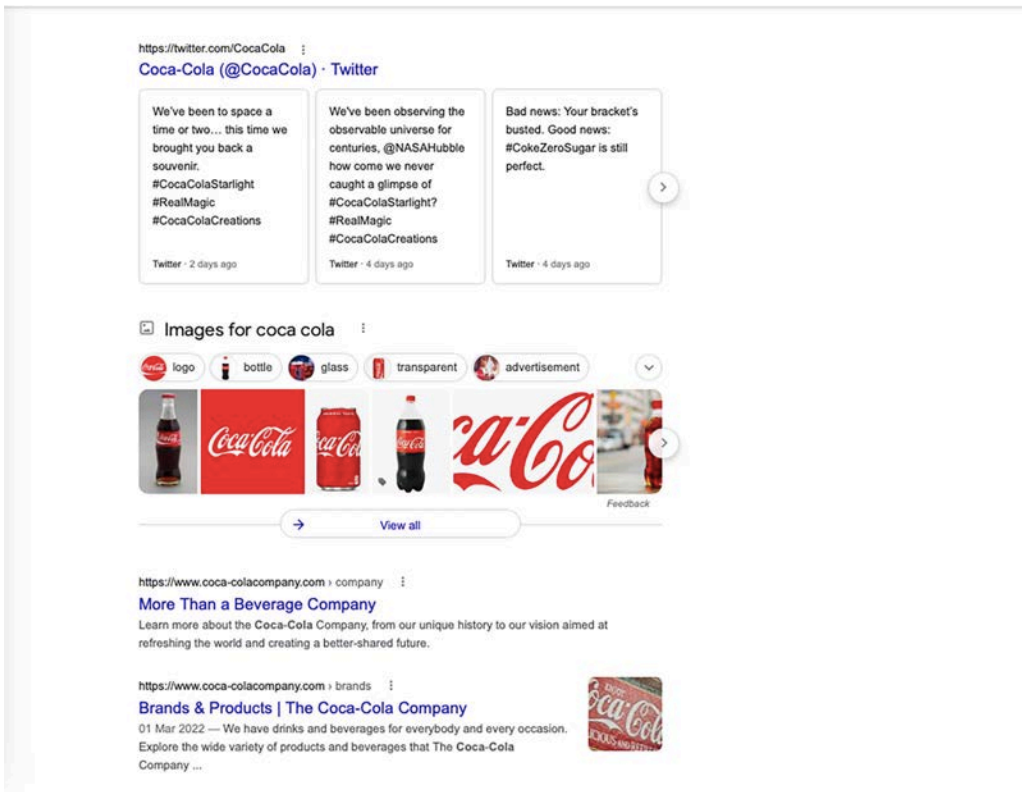


Figure 14.5 Coca-Cola's branded social media platforms appearing in Google search results

With a little bit of planning and keyword research, a brand can use social assets effectively to own searches on their brand name. This ties back neatly to managing their online reputation, too.

14.3.8 Insight and research

Social media can be a very powerful insight and research asset, but the information needs to be judged in its proper context. When you are planning a campaign, social media can provide a rich source of data, both demographic and preference based. You can use the information users share freely to understand more about your market, brand, or product. ORM tools help you to track mentions and sentiment, giving you insight on how you are perceived by consumers.

Using social network ad planners, like Facebook's Ads manager, can give you rich information about the size of your market and things that consumers like. You can measure sentiment and

the changing number of mentions to help you understand the impact of other campaigns. Google Trends is another useful tool for people's search behaviour. It offers keyword-related data based on searches by volume and geographical data.

Building your online community gives you a group you can reach out to for information and feedback through an always-on online focus group. Remember though, that these users are inherently biased just by the fact that they would join your social community.

Social data is valuable, but must be treated correctly. It offers qualitative and quantitative information and, in many ways, provides secondary research. For research purposes, it can and should be used to help form research questions to gain further insights.

14.4 STEP-BY-STEP GUIDE TO CREATING A SOCIAL MEDIA STRATEGY

Social media is fast-moving, which means proper planning is vital to success. Effective social media strategies come from embracing the fact that social media is a two-way communication tool. Organisations need the resources to not only push messages out, but to quickly manage messages coming in.

Planning is the foundation of success. Here is one method of approaching social media strategically:

Step 1: Get buy-in

Getting buy-in for using social media is essential. It may be seen as a free resource, but even if you are not paying for exposure, there is a time and resource investment required. A number of stakeholders will need to be aware of your social media plans, and these may be both internal and external. Of course, you will need sign-off on any budgeting or additional resourcing requirements.

NOTE

It is important to choose your platforms wisely, and to consider the risks of not being on social media as well!

Addressing the various stakeholders will also force you to do the necessary research and planning to take the next steps.

Step 2: Listen and understand the landscape

Social media provides a wealth of publicly available information and data that is useful for your strategy. A good first step to understanding the full social media landscape is to listen closely to conversations your target market is already having around your brand or industry, and monitoring what your competitors are up to on their pages.

Some important questions to answer include:

- What conversation already exists around your brand, your industry, and your competitors?
- Do they have the facts?

- Where does it take place?
- Who is doing most of the talking?
- What are the emotions involved in conversations about your brand?
- What are the motivations of those that comment on your brand online?
- What can you, as a brand, add to this conversation? Is it valuable?

Online monitoring tools, such as DataEQ (dataeq.com) can help you with the listening part of your planning but, in the early stages, you may want to start with free tools like Google Alerts (google.com/alerts).

Step 3: Analyse

Using all the data that you have been gathering, make the time to analyse. Think critically about social media and your brand, as well as your brand's broader marketing, communication, and business challenges. All of this should be considered in the context of the information that you already know about your local marketing and business environment.

The outcomes that you should look at include:

- A list of the social channels and platforms your brand should be on, based on who your customers are, where they interact, and where they expect to interact with you
- Non-official groups or communities that already exist, which may have been created by fans
- An overview of the existing conversation (volume, frequency, and sentiment), as well as any content or conversation themes that occur
- An overview of what your competitors are doing in this space
- A list of potential brand evangelists and influencers in your industry.

NOTE

Discover the sentiment around your brand and whether it is strongly positive or negative. Typically, most comments will be neutral or informational.

Step 4: Set objectives

Your objectives are the desired outcome of your social media strategy. Your ultimate objective, as to what social media should achieve for your business, should be established upfront and be based on the context of your marketing and business challenges.

Once the listening and analysing phase is complete, you can set specific social media objectives that will feed into your overall outcome. You need to identify exactly how you will use social media to reach the business objectives for your organisation, and then set SMART objectives that will help you to achieve these.

To make them tangible and measurable, establish key performance indicators (KPIs) for your objectives, with benchmarks and targets where appropriate. Determine SMART objectives as shown below.

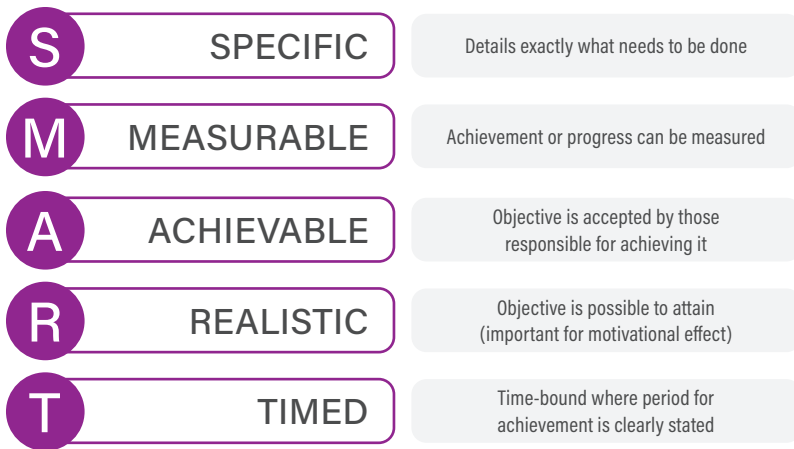


Figure 14.6 The various elements of a SMART objective

Your objective, for example, could be to grow a community of fans around your brand in a particular country. Therefore, your KPI might be fan numbers, and you could set a target of 5 000 Facebook fans over six months. This gives you a measurable goal to achieve within a given time period that can be monitored.

Step 5: Create an action plan

Once you have a clear idea of what you want, you can begin compiling an action plan to get there.

This is where you need to make sure that you have created the necessary documents and processes that form the foundation of your plan. Remember to keep your chosen platform in mind when making these plans. You will need to:

- Decide on the roles and responsibilities of the project team and other stakeholders
- Determine what social media tools you will use
- Commit to a frequency and volume of activity, and how quickly you will respond
- Develop a content calendar and conversation plan
- Create tone of voice guidelines, frequently asked questions, community guidelines, and content plans.

Step 6: Implement

Putting everything into action is the fun part. Now that you have all of your research and plans in place, it's time to set up your platforms according to the specific guidelines for each. Most platforms have helpful and informative guidance for businesses that want to be on their site. They also provide brand packs and assistance in establishing yourself on the site.

Get your first followers on board by alerting your stakeholders that you are starting your engagement plans, and make sure that you have tracking in place. Continue to monitor mentions of your organisation and responses to your messages. Keep to your general plan, but be prepared to adjust as needed.

Step 7: Track, analyse, optimise

The beautiful thing about digital marketing is that you can track every single user interaction and use this information to learn from, and continually improve, your efforts. You should track the success of your social media campaigns on an ongoing basis and set milestones for your team at less frequent intervals (every couple of months or so), when you will sit down and do an in-depth review.

There are several tools you can use for tracking social media. You will need to build a suite of tools to suit your measurement and reporting requirements.

Platform insights

From the previous chapter, you saw how each major platform offers its own analytics to businesses and brands that sign up for business pages or profiles. These are a useful starting point for reporting on your social media efforts, from numbers of followers or fans, to time of day when your audience is most active and interact with the content you share.

Web analytics

If you are using social media channels to send traffic to your own website, you should tag the links so that you can segment that traffic in your website reports.

NOTE

Read more about this in **Chapter 20: Tracking and analysis.**

In Google Analytics (google.com/analytics), you would use campaign tracking parameters.

URL Shorteners

URL shortening services, such as bit.ly, goo.gl and Hootsuite offer usage data that will tell you how many users click on links you share, when they click on them, and where in the world they are located.

UTM parameters

UTM parameters are just short pieces of code that you can add to links, for example, the links you share in your social posts. They include information about the link's placement and purpose, making it easier to track clicks and traffic from a specific social media post or campaign (Newberry and Cooper, 2021).

NOTE

UTM stands for Urchin Tracking Module. The name comes from the Urchin Software Company, one of the original web analytics software developers.

UTM parameters help you to analyse how each of the marketing channels you have invested in, such as search, display, or social, have contributed to your campaign. You will be able to see which channel sent the most number of users to your site, what the conversion rate of the various channels are, and which channel offers the best return on investment. You can also organise your data so that you can compare different campaigns to assess content, timing,

and distribution platforms. They are invaluable tools (Kissmetrics, 2016). Note the UTM tag at the end of the URL.

blog.hootsuite.com?utm_source=twitter&utm_medium=organic_social&utm_campaign=analytics_series&utm_term=roi&utm_content=long_post.

You can read more on how to use UTM parameters at neilpatel.com/blog/the-ultimate-guide-to-using-utm-parameters.

Online monitoring software

Online monitoring software, also known as sentiment analysis or opinion mining software, is an important measurement investment that you may need to make. It helps you to keep track of all mentions of your brand and understand the sentiment and influence of those mentions.

You should be tracking your reputation for trends and changes over time. Some popular choices are: DataEQ (dataeq.com), Brandwatch (brandwatch.com), SEMRUSH (semrush.com), and Hootsuite (hootsuite.com).

Social media dashboards

There are a number of services that make it easier for you to centralise management of your social media properties and make collaborative management easier. They also integrate analytics data from a number of sources, making reporting easier.



Figure 14.7 Analytics overview on Hootsuite

Some services include:

buffer.com
hootsuite.com
nuvi.com

NOTE

Some dashboards even let you schedule or respond to posts directly from the interface.

sproutsocial.com
socialbakers.com
tweetstats.com.

14.5 DOCUMENTS AND PROCESSES

The foundations of social media success and your social strategy is likely to involve many stakeholders from across your organisation. Good documentation, processes, and guidelines ensure consistency across the various channels. These should be created, agreed on, and approved before you take any action on social media.

Start with the documentation and processes you already have in place for marketing and communication, for example, brand and tone of voice guidelines, or PR policies. Build on these to create a robust foundation that suits this spontaneous, dynamic space.

A good starting point is a social media checklist to make sure that you have everything in place. Examples of the checklist, conversation calendars, and escalation protocols are shown below.

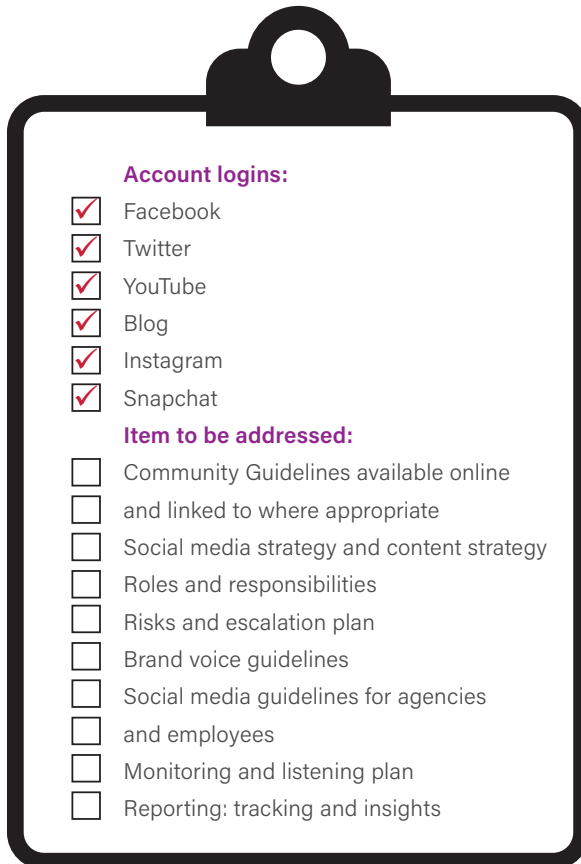


Figure 14.8 The social media checklist

14.5.1 Community guidelines

As well as a privacy policy and terms and conditions, it's a good idea to establish community guidelines for the communities you manage, especially when the community is on behalf of a brand. Community guidelines help to set the tone for the community and are useful to refer to should members behave in a way that is undesirable. Guidelines indicate what will and will not be tolerated, such as hate speech, profanity, discrimination, or other inappropriate content. Community guidelines don't prevent such behaviour, but are useful to fall back on should you need to remove comments or community members from your social page.

Guidelines should be friendly, with the tone in keeping with your community or brand.

Many social media platforms provide their own guidelines that all users, including brands, have to adhere to. Failure to adhere to any of the guidelines may get you removed from the platform.

YouTube's Community Guidelines

When you use YouTube, you join a community of people from all over the world. The guidelines below help keep YouTube fun and enjoyable for everyone.

If you see content that you think violates these guidelines, use [the flagging feature](#) to submit it for review by our YouTube staff.

Spam & deceptive practices



The YouTube Community is one that's built on trust. Content that intends to scam, mislead, spam, or defraud other users isn't allowed on YouTube.

- [Spam, deceptive practices, & scams policies](#)
- [Impersonation policy](#)
- [External links policy](#)
- [Fake engagement policy](#)
- [Additional policies](#)

Sensitive content



We hope to protect viewers, creators, and especially minors. That's why we've got rules around keeping children safe, sex & nudity, and self harm. [Learn what's allowed on YouTube and what to do if you see content that doesn't follow these policies.](#)

- [Nudity & sexual content policies](#)
- [Thumbnails policy](#)
- [Child safety policy](#)
- [Suicide & self-harm policy](#)

Figure 14.9 Part of YouTube's 2022 Community Guidelines

Guidelines should not only include information about how and who to report violations to, but also recommendations for member's conduct and the types of material that can and cannot be shared. Methods for members to protect their personal information and intellectual property are important things to include.

14.5.2 Content plan

Content plans help you to plan your community conversations and the messages you send. We suggest aligning your content with your objectives. Decide on what you want to achieve with each objective, by when, and what level of priority it is for your business. Map these objectives weekly and monthly as necessary. Then create weekly or monthly content plans around these objectives, based on each objective's relative priority for your business per week.

For example, if your objectives are brand awareness, sales, and app installs, you need to weigh them according to their importance. If your main objective on social media is brand awareness, make this 50% of your content plan. This means that 50% of all content you post will be aimed at increasing brand awareness. If the other two objectives are equivalent, then content driving sales and content driving app installs should each make up 25% of your content plan. If this changes over time, so that in week three, you want app installs to be your most important objective, then content driving app installs becomes 50% of your content plan, with content promoting brand awareness dropping down to making up only 25% of your content plan.

Content plans are useful, centralised planning documents that ensure that various teams are aware of each other's efforts and that communications are integrated. For any kind of content and communication strategy, content plans are invaluable. Be sure your content plan speaks to your objective, your brand identity, your chosen target audience, and the themes or topics you have selected.

Reaching social audiences requires that you create content that truly resonates with them. Successful social content must be interesting, relevant, shareable, and authentic. It is especially useful to plan and create social content around your content pillars, since this gives you a solid structure and starting point to follow.

NOTE

Read more about this in **Chapter 10: Planning your content.**

To start creating a conversation calendar, you should plot everything that is relevant to your community. This could include public events, dates and anniversaries, or events and communications already planned by your organisation.

You should also use your conversation calendar for reporting. Keeping track of interactions and responses to your planned posts will help you to determine what kind of posts your community responds to, what days are best for posting, and what frequency works best for your community.

[CoSchedule.com](https://www.coshedule.com), a content marketing editorial calendar software, provides some guidance on how often to post on each platform. Some platforms like Twitter and Pinterest require frequent posts each day, while Facebook, Instagram and LinkedIn require less posts (CoSchedule Blog, 2022).

However, with platform algorithms changing all the time, the frequency of posts is becoming less important. A great post will circulate and appear in newsfeeds for much longer, because it has good relevant content.

Brands should only post content relevant to their objectives, not to fill spaces on a content calendar. Posting poor content to meet a prescribed number of posts may impact your brand negatively. Because of the algorithms, competition for brands to create good content is becoming intense, but ultimately the user will get to experience better organic content. Some brands may have to resort to paid media to get their posts seen at all. The content you choose to create and the frequency of your posts, should be informed by your community on each platform.

Planning the conversation helps to keep momentum, especially in the early days of building a community. However, it should not replace spontaneity. You are creating a conversation, after all.

Date	Mon	Tues	Wed	Thurs	Fri	Sat	Sun
Theme							
Image							
Facebook							
Twitter							

Figure 14.10 A template for a conversation calendar

There are many fields that can go into a conversation calendar, such as suggested copy, and links. Take the basic calendar template provided in Figure 14.10 and adapt it to your needs and preferences.

14.5.3 Communication and escalation protocol

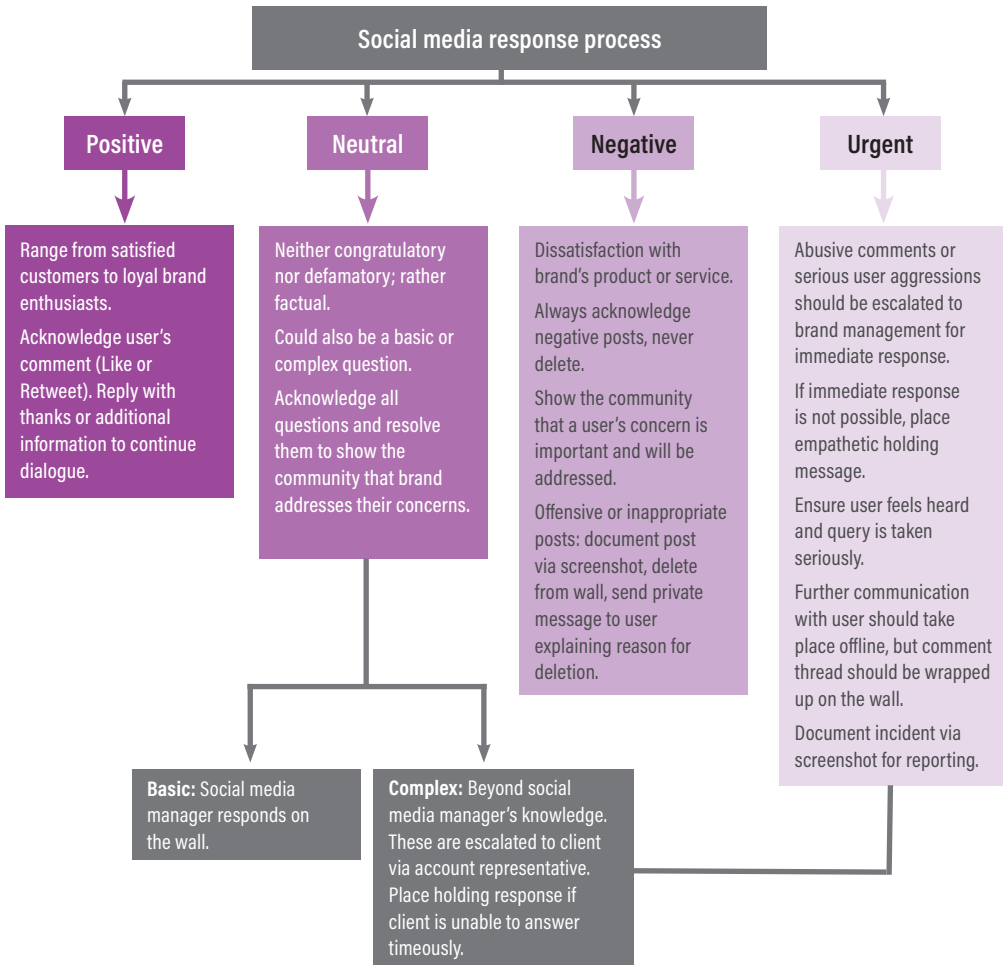
An established communication and escalation protocol helps to ensure that all parties are aware of procedures for handling social messages and can respond accordingly. This is especially important for large organisations where several users might be interacting on social media on behalf of a brand, or where several departments or agencies have a stake in the organisation's social media presence.

A communication and escalation protocol should include:

- Anticipated messages, frequently asked questions, and appropriate, standard responses for both positive and negative situations
- Guidelines for determining the sentiment and risk of messages, which include a flagging system for comments that need more senior attention
- The crisis management process to follow if a brand crisis erupts on social media
- An escalation plan for messages that need signoff or further consideration
- Contact details of relevant stakeholders
- Suggestions for responding, including response rate, standard messages, brand voice, and tone.

NOTE

Make sure that all stakeholders understand their roles and appreciate that social media interactions often need to be handled quickly.



*Note: This process was created predominantly for Facebook, but these basic principles apply to most social media networking platforms.

Figure 14.11 A decision flowchart is a useful way of disseminating information

14.6 DEALING WITH OPPORTUNITIES AND THREATS

The use of social media has equipped consumers with a voice and a platform and the ability to amplify their views and truly inform their decision making. The connected nature of the internet makes these views easy to share, and the accessibility of social media tools makes it easy for other consumers to find these views, respond, and build on them. All of this contributes to the perception of the brand.

The best way to show that you are listening to customer comments, complaints, and questions online is the same as with a normal conversation. Comment when it's appropriate, listen with interest, be polite, be respectful, and add value wherever possible. Brands should become active participants in the conversation.

Brands that are successful in communicating with their audiences are constantly on the lookout for opportunities to propel their brand forward. At the same time they keep their eyes peeled for risks that may threaten their reputation. In both situations, the power sits in how the brand responds. This response can range from direct engagement to full new marketing campaign. Ultimately, it depends on how powerful the opportunity or risk is.

An extreme example of successfully grabbing a social media opportunity is Morton's, an American steak restaurant chain. One weary business traveller jokingly tweeted Morton's asking them to deliver him a porterhouse steak at the airport when he landed. The Morton's social media team were listening and responded by ensuring that the customer was met at the airport with a steak. This social media stunt garnered enormous media attention, a very loyal brand advocate, and a hefty increase in sales for the following weeks (Stokes, 2013).



Figure 14.12 Morton's restaurant responding to a customer tweet and earning themselves great media publicity

14.6.1 When to talk (and when not to)

Knowing when to respond or post on social media is important for any brand. Deciding when it is ideal to comment requires an awareness and understanding before taking action. According to an article on [Clutch.co](https://clutch.co) people expect brands to respond to social media comments within 24 hours. With living and growing up in a digital world comes instant gratification, expression, and responses. Millennials, in particular, take this mindset to the world as a consumer (Sherman, 2018). They respond to marketing in different ways than previous generations. This is because of the rise of online shopping, social media, and an overall sense of immediacy.

When everything being said is nice

A great position to be in on social media is when every possible mention is overwhelmingly positive. However, that doesn't mean that there is nothing to do. During this time, the brand must do everything in its power to drive high volumes of conversation.

Stakeholders are being positive about the brand because their expectations are being exceeded. Unfortunately, expectations change. Brands need to stay on their toes and constantly be on the lookout for new and innovative ways to meet and develop their brand promise.

When everything being said is neutral

If this is the case, it sounds as if the company is uninspiring, which is not a good way to get attention. If a company is playing it so safe that no one is commenting either praise or criticism, it's in danger of being forgotten. The next step is no one talking about the company at all. In this instance, it is important to review your social media strategy, content, and audience to understand why the content is not connecting and then, to come up with ways to interact with your audience.

When negative things are being said

Negative statements can often be understood as broken brand promises. If there is underperformance on expectation, it must be resolved as a matter of priority. During this period, brands need to be very careful not to stir up any more conversation than is absolutely necessary. That said, it's certainly not all doom and gloom. If the conversation is broadly negative, it is normally because there is some underlying problem, and this information offers the business an opportunity to focus and resolve it.

Complaints often come from stakeholders who have had dealings with a company that hasn't met their expectations. By complaining, the customer is, often unwittingly, giving the company the opportunity to make things right and probably indicating where the company can improve. Usually, the skilled customer service department should deal with these. They should also share resulting insights with the business strategy department so that the underlying problems can be prioritised and resolved on a broader level.

If a complaint is online, the resolution should be there as well, although you can try to have it taken offline first. Customer service will likely take place either over email, by phone, or posting a personalised comment in a blog post, for example, which may demonstrate to the community that the company listens, responds, and serves the critical objective of actually resolving the underlying issues. Criticism need not necessarily come from customers, but it is important to be aware of it. If criticism involves false information, it should be corrected. And if criticism is true, then it should be dealt with accordingly.

NOTE

Resolving a serious complaint to the customer's satisfaction can gain you a loyal brand advocate; someone who has first-hand experience that your brand cares and goes the extra mile.

14.6.2 RESPONDING

Responding involves recognising that consumers hold the upper hand in the relationship. They are better trusted, there are more of them, and, in most cases, the barriers to exit from a brand are relatively low.

Customers dictate the channels of communication. An organisation needs to go to the consumer, not the other way around. Ignoring this will result in the business losing customers because they are not willing to truly engage. This is why it's so important to research your audience and tailor your strategy to them and not vice versa.

Responses to customers on social media should be personalised for each individual. Do not use blanket responses.

NOTE

Read more about this in **Chapter 3: Market research.**

When responding, be transparent, be honest, and treat the person as you would like to be treated. At all times, remember that you are engaged in conversation, not a dictation.

14.7 STEP-BY-STEP GUIDE FOR RECOVERING FROM AN ONLINE BRAND ATTACK

The following rules to recovery provide a practical approach for brands facing an online threat:

Step 1: Be prepared

No brand is immune to an online brand attack. The best brands have strategies in place to identify a reputation crisis immediately and respond to it quickly enough to stop the negative word of mouth from spreading.

Keep your brand in front of consumers by engaging in the conversation. This can be done by making use of blogs, communicating with customers, and being as open and honest as possible. Engaging in and leading the conversation allows you to build an authentic voice. If a crisis hits, you will be well placed to respond in a way that is authentic.

Step 2: Act immediately

The easiest way to solve most brand attacks is to respond quickly. A brand that shows it is listening and does indeed care will go far when it comes to ensuring a solid online reputation. Acknowledge what has been said and react accordingly.

Step 3: If what they're saying is false

If the attack on your brand is factually incorrect, send the person evidence that they are wrong and, in a friendly tone, ask them to remove or retract the entry, and offer to keep them

NOTE

Cultivating a loyal community of fans can help immensely when clearing up false information. You will look much more credible if your fans back up your statements.

informed of future news. If the person doesn't react or respond, add a comment to the post that it has been addressed.

Step 4: If what they're saying is true ...

If the mention is negative but true, send your side of the story and try as best possible to take the conversation offline. If appropriate, apologise quickly and sincerely and offer to make amends.

Step 5: Keep the negative pages out of the search engines

Keeping more users from reading negative things about your brand is imperative. Knock them off the first page of the results with basic SEO and some social media pages, such as Facebook, Twitter, or blog posts. Keep adding pages and links until you've forced the offending pages out of sight.

NOTE

Read more about this in **Chapter 5: Search engine optimisation (SEO)**.

14.8 SOCIAL MEDIA STRATEGY RISKS AND CHALLENGES

Any social media strategy should account for the risks and challenges of interacting in this environment, and should incorporate a protocol for dealing with these risks. It can take a long time to recover from mistakes recorded online.

Some of the common risks and challenges that you should note:

No one cares: It can be difficult in the beginning to get the traction you want, especially when building a community from scratch. This is why understanding the landscape in the context of your organisation's market is so important. Make sure you are interacting in the spaces where your customers are, and where they are happy to hear from you.

The social media space is used by unhappy customers (who are free to post detractive comments): Even if the only feedback you are getting is negative, it is input that you can use as an opportunity to do something about it.

It requires ongoing attention and monitoring: Social media channels may be free, but there is still a time and resource investment required to make your strategy a success. Understand what your objectives are for using social media and budget the time required to meet them.

It can be difficult to measure the impact of the campaign: Social media can be difficult to measure, but that does not mean your campaigns are not successful. Don't expect to find a solution (or success) overnight. Start with measuring things that can be measured easily, and watch for case studies in this space that will help you to turn your social media investment into revenue for your organisation.

14.9 CASE STUDY: APPLE: “#SHOTONIPHONE”

Apple’s success lies in a strategic vision that transcended simple desktop computing to include mobile devices and wearables.



One-line summary

#ShotoniPhone was a campaign that turned into a phenomenon, demonstrating how a simple idea that resonated with the audience successfully generated long-term impact for the brand (Adorno, 2021).

The problem

Today’s smartphone cameras have far surpassed the point-and-shoots that some of us might still have stashed away in the back of a closet. Each year, smartphone cameras get fresh updates on resolution, lenses, and sensors. While many people may use their smartphone cameras for selfies and food photos, both amateur and professional photographers know the importance of a good camera.

The solution

Apple’s ShotoniPhone campaign began as a simple UGC campaign challenge that took iPhone users’ photos, shared them on the brand’s social media feeds, and put a select few up on billboards, short TV ads, newspapers, and magazines, worldwide.

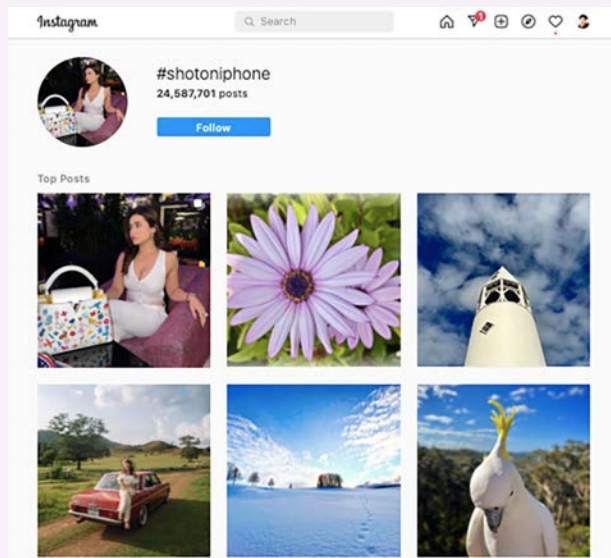


Figure 14.13 The #ShotoniPhone campaign has over 24 million posts on Instagram

The results

When incredible photos and videos were produced by real users, the resulting content made the iPhone camera quality much more convincing to others. The campaign currently has over 20 million posts on Instagram alone and is ongoing (Chen, 2021).

14.10 CASE STUDY QUESTIONS

1. How has this user generated content (UGC) campaign benefitted Apple over time?
2. What do you believe has been the main contributing factor to the success of the #Shot-oniPhone campaign?
3. Why do you think users are still participating in this campaign so many years later?

14.11 THE BIGGER PICTURE

What sets one brand apart from another is a solid social media strategy, and its successful implementation. It supports broader business goals, while incorporating customer feedback to achieve the set objectives. Since it has become the standard medium for advertising, it has also opened a variety of new ways for people to connect across networks and build unique relationships with brands.

What is important to remember amid the planning, scheduling, social listening, and media monitoring is that remaining flexible for, and actively responsive to, your social communities is essential for long-term success. User-generated content and customer reviews are becoming more frequently used to verify what brands are claiming in the social space, which is why maintaining a positive reputation through effective community management requires brands to be authentic and sincere in their audience engagement, as well as their content and messaging.

14.12 SUMMARY

Social media can be used strategically in a number of marketing and communication challenges:

- Community management
- Support and customer service
- Reputation management
- Search engine optimisation
- Communication and outreach
- Advertising and awareness
- Sales and lead generation
- Insights and research.

Creating a social media strategy requires careful planning, and a strong foundation that will allow you to be dynamic.

The steps to creating a social media strategy include:



Figure 14.14 The steps involved in a social media strategy

Social media is a vital strategic consideration for any brand. Whether your organisation is actively involved in social media or not, your consumers are. If nothing else, this means that there is market data available to you if you are open to taking the time to find it.

Organisations that make a considered move in the social media space will find it both challenging and rewarding. The rapid feedback loop can often change preconceptions or even marketing plans, as the voice of the customer is amplified through social media. In addition, the collaboration with passionate customer stakeholders is extremely rewarding.

14.13 CHAPTER QUESTIONS

1. What are some of the pitfalls of engaging difficult customers on social media platforms?
2. What skills do you think are important for a great community manager to have?
3. Should all brands be active in social media spaces? What brands have less to gain from trying to create an online community?

14.14 FURTHER READING

socialmediatoday.com – Social Media Today offers news, insights, and analysis of social media trends.

www.socialmediaexaminer.com – Social Media Examiner offers practical advice, tips, and strategies for engaging on social media.

14.15 REFERENCES

- Adorno, J., 2021. Apple exec explains the creation of its Shot on iPhone campaign. [Online] Available at: 9to5mac.com/2021/11/11/apple-exec-explains-the-creation-of-its-shot-on-iphone-campaign [Accessed 22 May 2022]

- Chaffey, D., 2016. Global social media research summary 2022. [Online]
Available at: www.smartinsights.com/social-media-marketing/social-media-strategy/new-global-social-media-research/
[Accessed 27 March 2022]
- Chen, J., 2021. Marketing Campaigns & Social Media Examples to Inspire You in 2021. [Online]
Available at: sproutsocial.com/insights/social-media-marketing-examples/
[Accessed: 9 May 2022]
- DataReportal, 2022, Global Social Media Stats [Online]
Available at: datareportal.com/social-media-users
[Accessed: 9 May 2022]
- Digital Training Academy, 2016. Switch from TV and banners to Facebook boosts sales for Fjordland. [Online]
Available at: www.digitaltrainingacademy.com/casestudies/2016/06/switch_from_tv_and_banners_to_facebook_boosts_sales_for_fjordland.php
[Accessed 27 March 2022]
- Ellering, N., 2017. How Often to Post on Social Media: Proven Research from 14 Studies. [Online]
Available at: coschedule.com/blog/how-often-to-post-on-social-media
[Accessed: 9 May 2022]
- Ganot, R., 2016. Free Marketing Tools you Must Have in 2022. [Online]
Available at: www.codefuel.com/blog/top-10-brand-monitoring-tools-2016/
[Accessed 27 March 2022]
- Get Satisfaction, 2013. Get Satisfaction. [Online]
Available at: www.sprinkl.com
[Accessed 27 March 2022].
- Godin, S., 2010. On self-determination. [Online]
Available at: sethgodin.typepad.com/seths_blog/2010/03/on-self-determination.html
[Accessed 27 March 2022].
- Hermann, N., 2016. How Social Media can improve customer service. [Online]
Available at: www.quintly.com/blog/2016/09/how-social-media-can-improve-your-customer-service/
[Accessed 27 March 2022]
- Laird, S., 2012. Super Bowl's First Social Media Command Center an 'Enormous Success.' [Online]
Available at: mashable.com/2012/02/07/super-bowl-social-media-command-center/
[Accessed 27 March 2022].
- Neidlinger, J., 2018. The Best Way to Plan a Social Media Strategy in 5 Steps (With A Free Template). [Online]
Available at: coschedule.com/blog/social-media-strategy-template/
[Accessed 9 May 2022]
- Neil Patel Digital, 2022. How to Use UTM Parameters to Track Everything [Online]
Available at: neilpatel.com/blog/the-ultimate-guide-to-using-utm-parameters/
[Accessed 22 March 2022]
- Newberry, C., 2021. How to Use UTM Parameters to Track Social Media Success. [Online]
Available at: blog.hootsuite.com/how-to-use-utm-parameters/
[Accessed: 9 May 2022]
- Newberry, C. and Cooper, P., 2021. How to Write a Social Media Policy (Free Template + Examples). [Online]
Available at: blog.hootsuite.com/social-media-policy-for-employees/
[Accessed: 9 May 2022]
- Perrin, A., 2015. Social Media Usage: 2005–2015. [Online]
Available at: www.pewinternet.org/2015/10/08/social-networking-usage-2005-2015/
[Accessed 27 March 2017]
- Randolph, J., 2016. How to Use the Social Media Rule of thirds. [Online]
Available at: www.marketing-partners.com/conversations2/how-to-use-the-social-media-rule-of-thirds
[Accessed 9 May 2022]

- Shah, S., 2021. All about Social Media Customer Service. [Online]
Available at: blog.reputationx.com/guest/social-media-customer-service
[Accessed: 9 May 2022]
- Stokes, R., 2013, updated 2022. Dealing with opportunities and threats. [Online]
Available at: [biz.libretexts.org/Bookshelves/Marketing/Book%3A_eMarketing_The_Essential_Guide_to_Marketing_in_a_Digital_World_\(Stokes\)/17%3A_Retain_-_Social_media_strategy/17.06%3A_Dealing_with_opportunities_and_threats](http://biz.libretexts.org/Bookshelves/Marketing/Book%3A_eMarketing_The_Essential_Guide_to_Marketing_in_a_Digital_World_(Stokes)/17%3A_Retain_-_Social_media_strategy/17.06%3A_Dealing_with_opportunities_and_threats)
[Accessed 22 May 2022]
- Wiltshire, E., 2019. Creating Content for Every Social Media Platform. [Online]
Available at: www.socialmediatoday.com/news/creating-content-for-every-social-media-platform/554302/
[Accessed 30 April 2022]
- Young, K., 2017. Social media captures 30% of online time. [Online]
Available at: www.globalwebindex.net/blog/social-media-captures-30-of-online-time
[Accessed 27 March 2017]

14.16 FIGURE ACKNOWLEDGEMENTS

- Figure 14.1:** Screenshot, Axios, 2022. axios.com/2019/05/07/topics-google-facebook-instagram-reddit-platforms
- Figure 14.2:** Stokes, 2013
- Figure 14.3:** Screenshot, Dove Facebook profile page, 2021
- Figure 14.4:** Screenshot, Hootsuite Twitter profile, 2018
- Figure 14.5:** Screenshot, Coca-Cola's Google search results, 2022
- Figure 14.7:** Screenshot, Hootsuite analytics overview, 2022. youtube.com/watch?v=_mthYb9LRZc
- Figure 14.9:** Screenshot, YouTube community guidelines, 2022. youtube.com/howyoutubeworks/policies/community-guidelines/
- Figure 14.11:** Stokes, 2013
- Figure 14.12:** Gizmodo, 2011. gizmodo.com/mortons-steakhouse-met-a-man-at-the-airport-with-a-stea-5832514
- Figure 14.13:** Screenshot, #ShotoniPhone search on Instagram, 2022
- Apple logo:** 1000logos.net/apple-logo/

15

CUSTOMER RELATIONSHIP MANAGEMENT (CRM)

In this chapter, you will learn:

- Why CRM is essential for any business
- About the role that customers play in shaping and steering your business
- About the difference between applying CRM as a communications strategy or a core business strategy
- How to collect, store, analyse, and update your essential CRM data
- About the step-by-step process of putting together your CRM strategy.

15.1 INTRODUCTION

Customer relationship management (CRM) has existed since people first started selling things. The first shopkeeper who stopped to chat with their customers, who knew them by name, and perhaps gave them a small ‘freebie’ for continually using their services, was practicing a form of customer relationship marketing by making customers feel special. They were also probably seeing the favourable impact on their bottom line. It helped that customers were being served directly by the business owner. This meant it was easy for a shopkeeper to grow their brand perception and value through direct interaction with customers.

Today, with businesses becoming more digitally remote and with person-to-person contact becoming sporadic, CRM is more important than ever. We need to build and maintain relationships with our customers. A faceless company is not personable or engaging and therefore has to work harder to fill the gap between attracting and retaining customers (and their goodwill). The relationship a customer builds with a company and/or brand is often the reason they return. Building those relationships today is more difficult than ever. Customers are smart and exercise their right to choose, and a competitor can be just a click away. Users expect companies to engage with them, interact and share meaningful content.

CRM is a customer-focused approach to business, based on fostering long-term, meaningful relationships. CRM is not about immediate profit. It’s about the lifetime value of a customer, their future purchases, the positive word of mouth they will generate on your behalf, and the loyalty they will show your brand. Effective CRM enables businesses to collaborate with customers to inform overall business strategies, drive business processes, support brand development, and maximise ROI.

There are two approaches to CRM. Businesses can apply it either as an approach to communication strategy, using personalised and segmented contact, or as a core business strategy, such as loyalty programmes. The size and goals of your business determine which one you choose.

There is a truism that a happy customer tells one person, but an unhappy customer tells ten. With your customers’ voices being heard on blogs, forums, review sites, and social media, they can talk loudly and impact your business easily.

15.2 KEY TERMS AND CONCEPTS

Table 15.1

Term	Description
Bounce rate	The percentage of people navigating away from a website.
Churn rate	The annual percentage rate at which a business loses customers.
Customer	A person who buys or uses goods or services, with whom a company should develop a relationship.

Customer-centric	Placing the customer at the centre of an organisation's business planning and execution.
Customer lifetime value (CLV)	The profitability of a customer over their entire relationship with the business. CLV assists with segmentation.
Customer relationship management (CRM)	A strategy for managing a company's relationships with current, potential, and lapsed clients. It often makes use of technology to automate the sales, marketing, customer service, and technical processes of an organisation.
Data mining	The process of analysing data to discover unknown patterns or connections.
Key performance indicator (KPI)	A metric that shows whether an objective is being achieved.
Lapsed	Someone who is no longer a customer.
Model	A strategic visual representation of a process that a company adheres to.
Prospect	A potential customer.
Remarketing	The practice where customers who are interested in certain products and services are targeted again, across the web.
Segmentation	The practice of dividing customers into smaller sub-groups based on shared interests or characteristics.
Stakeholder	A person or organisation with an interest in how a resource is managed.

15.3 A CRM MODEL

Many companies that practice CRM rely on a simple model to guide them strategically. In many cases, this sums up exactly what CRM is about. Below is a simple model:

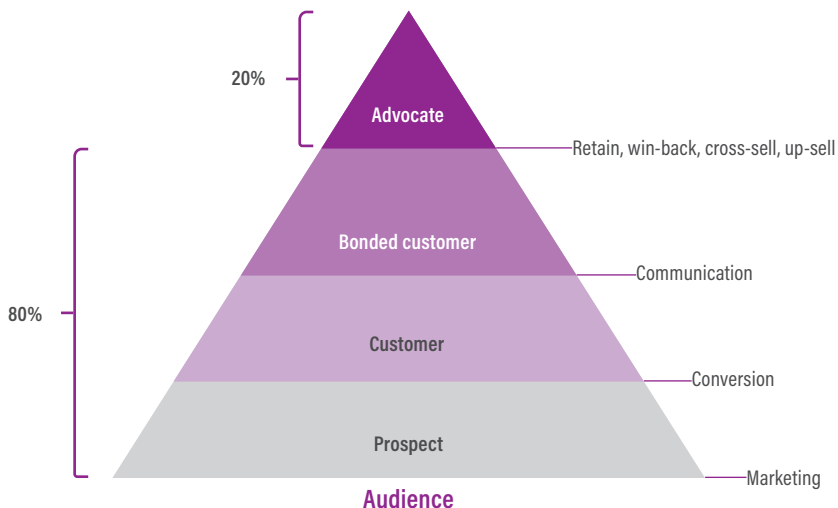


Figure 15.1 A simple CRM model can provide strategic guidance

As you can see, a good CRM strategy turns strangers into customers, customers into friends, and friends into advocates for your business. One needs to identify the right touch-points and messaging to drive a customer further along this funnel.

NOTE Notice the Pareto effect, discussed later in this chapter, demonstrated in this model.

15.4 UNDERSTANDING CUSTOMERS

Customers should be seen as the most important stakeholders in a business. Without customers purchasing goods or services, most businesses would not have a revenue stream. It can be difficult to shift from realising this important fact to implementing it in day-to-day business decisions and strategies.

A successful relationship with a customer is based on meeting or even exceeding their needs. You need to establish what problems the customer has, and provide solutions, sometimes before the problem occurs. You also have to continually give the customer a reason to transact with your company above any other.

CRM should not only mean implementing customer-centric processes and consider technology, but embracing customer-driven processes. Through innovations in digital technologies, enhanced customer engagement, social listening, and the introduction of mass personalisation, the customer can often drive the business.

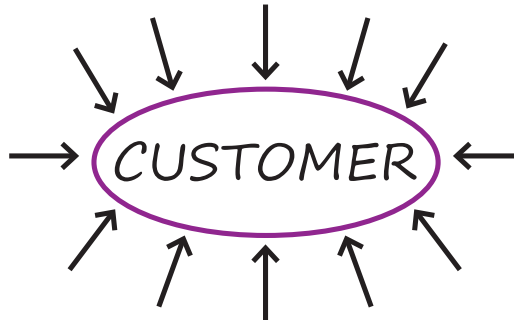


Figure 15.2 A customer-centred approach keeps the customer as the focus of all business activities

15.4.1 Consumer touchpoints

Consumer touchpoints are all the instances that brands touch consumers' lives during their relationship. This is the start of all CRM. A brand needs to speak with one voice across all of these touchpoints and deliver a rewarding and relevant experience every time it interacts

NOTE A good CRM infrastructure must ensure touchpoints for dialogue.

with its customers. CRM can drive the anticipation of customer needs. Touchpoints can be brand initiated (e.g., an email newsletter) or customer initiated (e.g., a customer making an in-store purchase).

A consumer touchpoint can be as simple as a print or banner ad. It can also be as multifaceted as a conversation between a call centre agent and a customer. It can be a timely tweet, or an outbound email giving the customer details about their account. Even statements and bills are touchpoints and need to be managed carefully to ensure that the brand continues its relationship with the customer successfully.

Customer touchpoints can generally be divided into three spheres or phases: pre-purchase, purchase, and post purchase.

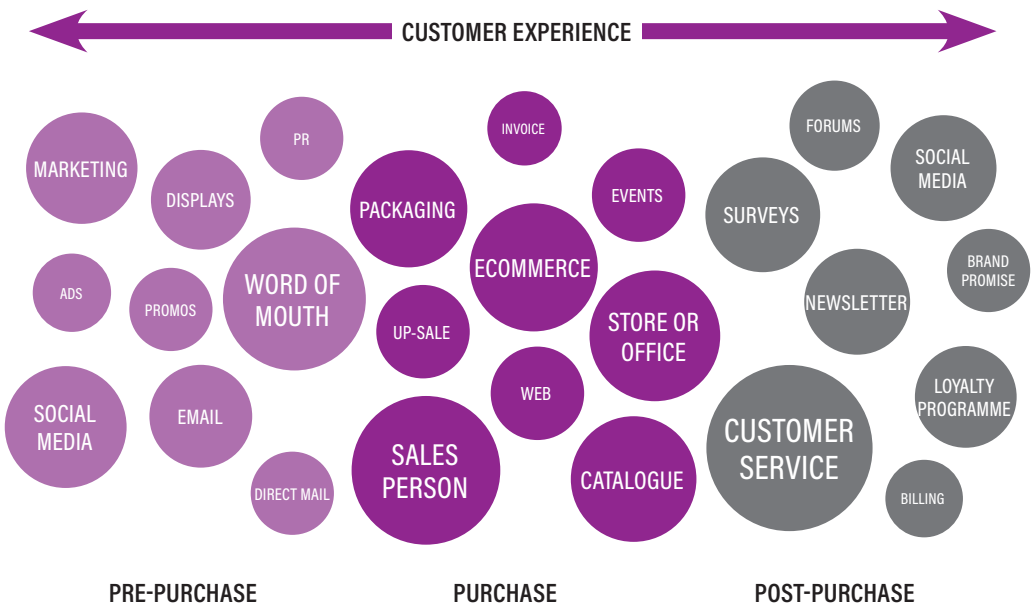


Figure 15.3 Examples of touchpoints at each stage in the purchase process

Pre-purchase, or pre-usage, covers the various ways brands and prospects interact before the prospect decides to conduct business with a company. The brand's goals here are to:

- Gain customers
- Heighten brand awareness
- Shape brand perceptions or highlight the benefits it offers over competitors
- Indicate how the brand provides value and fulfils the needs and wants of consumers
- Educate consumers about products and services
- Ignite the possibility of a relationship.

Purchase, or usage, covers the touchpoints at which the customer decides to purchase a product, use a service, or convert according to set criteria. It initiates the brand-customer relationship. The key goals are to:

- Instill confidence
- Deliver value
- Reinforce the purchase decision
- Heighten brand perceptions
- Facilitate ease of purchase
- Reduce post-purchase dissonance.

Post-purchase, or usage, covers all the post-sale interactions between the brand and customer. Now, the brand wants to:

- Deepen the relationship
- Maximise the customer experience
- Deliver on the brand promise
- Increase brand loyalty
- Remain top of mind
- Invite repeat purchases.

15.4.2 Customer loyalty

The main objective of any CRM strategy should be to gain customer loyalty over the long term. But what is loyalty? This may mean different things for different organisations. Ultimately, it is about acquiring and retaining customers who:

- Have a projected lifetime value that makes them a profitable prospect to your business
- Buy a variety of your products or use your services repeatedly during their time as a customer
- Share their positive experiences with others
- Provide honest feedback on these products and services, as well as their experiences
- Collaborate with you on ways to improve their experiences
- Become online ambassadors, who share and engage with your content.

NOTE

Think of a brand that has extremely loyal fans, for example, Apple, Nike or Harley-Davidson. What do you think the brand did that encouraged people to support them so vocally?

15.5 CRM AND DATA

Data is central to the success of CRM initiatives. Knowing who your customer is, how they behave, and what they want makes a CRM strategy successful. Data gathering can begin even before your prospect becomes a customer. Matching a prospect's profile to the product or offer is the first step.

Data on its own is meaningless if it is not analysed and acted upon. Through analysis, data can be turned into insights, which can then inform the various CRM processes and, indeed, the business itself.

Data should underpin the way each touchpoint is utilised to build loyalty.

Consider the consumer who shops on her store card at a retail outlet. Her transactions are recorded against her card and she is sent offers that detail the latest fashion trends and earns points on her card shopping for these. At some point, her transactional data shows that she has started shopping for baby clothes so she can now be cross-sold products, and rewarded with double points when she buys them. Now she is increasing her spending in the store, cross-shopping for both herself and her family and being rewarded for this, thus ensuring that the retail outlet is offering her value and retaining her business.

15.5.1 Customer data

A good CRM programme begins with data. Who are my customers and what do they want? What are their demographic and psychographic needs? Why did they choose me in the first place? How many of them are active and continue doing business with me? Why do the others stop? What is the average tenure of a customer?

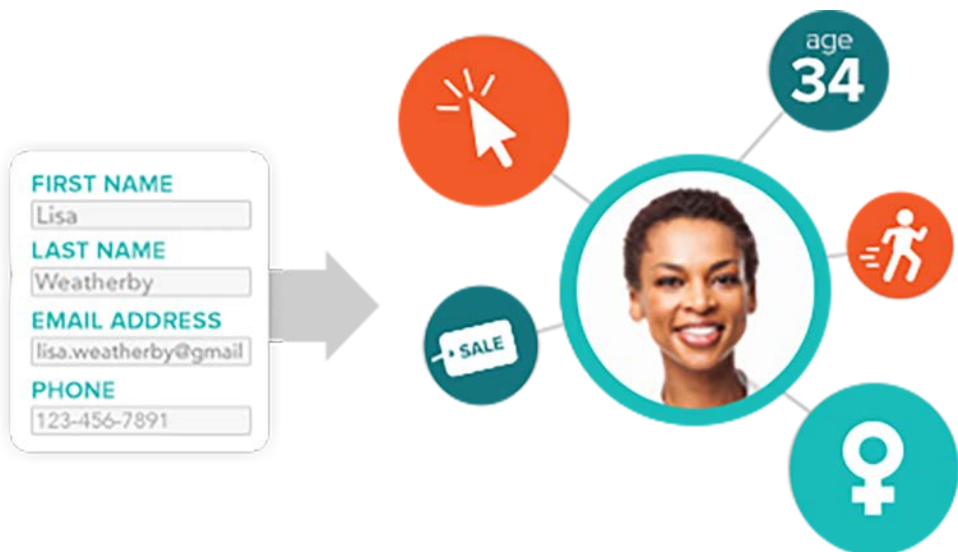


Figure 15.4 What do you want to know about your customers?

Often, you will need to research this information. If the company has a database, conducting surveys, focus groups, or dipstick telephonic research can help you get an idea. Consider that an Audi Q7 driver is vastly different to an Audi A1 driver, for instance. They both pick the brand for similar reasons, but their motivations behind choosing the products differ vastly.

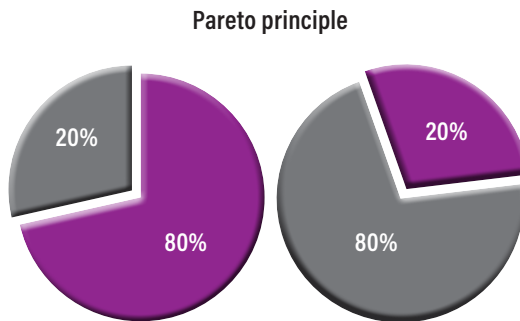
Data can give you these insights. It can enable a company to create real value for the customer and thereby gain true loyalty. There is little point in running a customer insights survey, looking at the results and saying, 'that's interesting' without putting into action any changes suggested by the results. Not auctioning noticeable changes also means customers are less likely to take part in surveys going forward, and quite rightly so. What's in it for them? Conversely, if you do action changes, customers will feel increased ownership in the brand and its offering.

The actual technology you use to gather and collate data is also crucial. Remember that there are many facets to CRM, and the quality and accessibility of the data will have a major impact on how well these processes run.

When deciding on which system to use, it is important to note the key requirements of your specific brand, as each tool or system has its own USPs and quirks.

NOTE Choosing a CRM system and operationalising it in your business is no small undertaking. Cost can be dramatically impacted by how well this system can integrate with other processes and tools in your business. Make sure to do your homework before jumping in.

When looking at data, it is essential to keep in mind the Pareto principle. The Pareto principle, or 80/20 rule, holds that in many situations approximately 80% of profits are delivered by 20% of customers. Also keep in mind the traditional view that 20% of customers are responsible for 80% of problems related to service and supply (Koch, 2008).



80% of profits are generated by 20% of your customers, while 20% of customers are responsible for 80% of problems relating to the service

Figure 15.5 The Pareto principle

This means designing solutions with efforts directed at the 20% of customers who generate the most profits. To do this, you should segment customers effectively. High-value segments are unique to each business.

You'll also want to consider the exact data to collect. While this will depend largely on your business objectives, here are some considerations:

- Information should be commercially relevant
- Capture additional contact details from the customer at every organic interaction, such as on purchases, contracts, negotiations, quotes, and conversations
- Allow your customers to manage their data along with you
- Keep track of any information you send out to the customer
- Consider anything that adds value to the relationship
- Note any legal implications around capturing and storing data, particularly web-based behavioural data, as the user's privacy must always be taken into account.

15.5.2 Where and how to gather CRM data

CRM data is gathered from a variety of touchpoints. Let's look at some of the possible opportunities for CRM data capture and analysis. Each avenue discussed below collects a range of data from whichever touchpoints the business deems valuable.

Traditional CRM system data

Most traditional CRM systems are used to capture data for sales, support, and marketing purposes. On top of simply creating a central repository for data access, these systems and their related databases also offer basic analytics. The actual range of data collected within the traditional CRM system is dictated by the CRM objectives. For instance, data could include the following:

- Demographic details on potential leads, current leads, and contacts, such as contact information, age, gender, and income
- Quotes, sales, purchase orders, and invoices (transactional data)
- Psychographic data on contacts, such as customer values, attitudes, and interests
- Service and support records
- Customer reviews or satisfaction surveys
- Web registration data
- Shipping and fulfilment dates, such as when orders were shipped and delivered.

Data mining and testing hypotheses

Data mining involves analysing data to discover unknown patterns or connections. It is usually conducted on large datasets and looks for patterns that are not obvious. Data is analysed with statistical algorithms that look for correlations. It is used by businesses to better understand customers and their behaviour, and then to use this data to make more informed business decisions. For example, a grocery store that is in a primarily residential area may experience an increase in customers looking to buy prepared meals and/or convenience meals in the late afternoon or early evening as people begin arriving back in the area after work. This store will be busy on weekends with people purchasing groceries for the week ahead; these groceries including protein, frozen foods, and pantry staples. However, a grocery store that is in an area with a high number of office parks may experience the opposite; they will see more people

coming into the store looking for convenience meals and/or hot prepared food during the day, and particularly, during the 'lunch rush.' They may also see an influx of customers in the late afternoon/early evening buying ingredients for dinner at home, such as unfrozen protein goods and fresh produce.

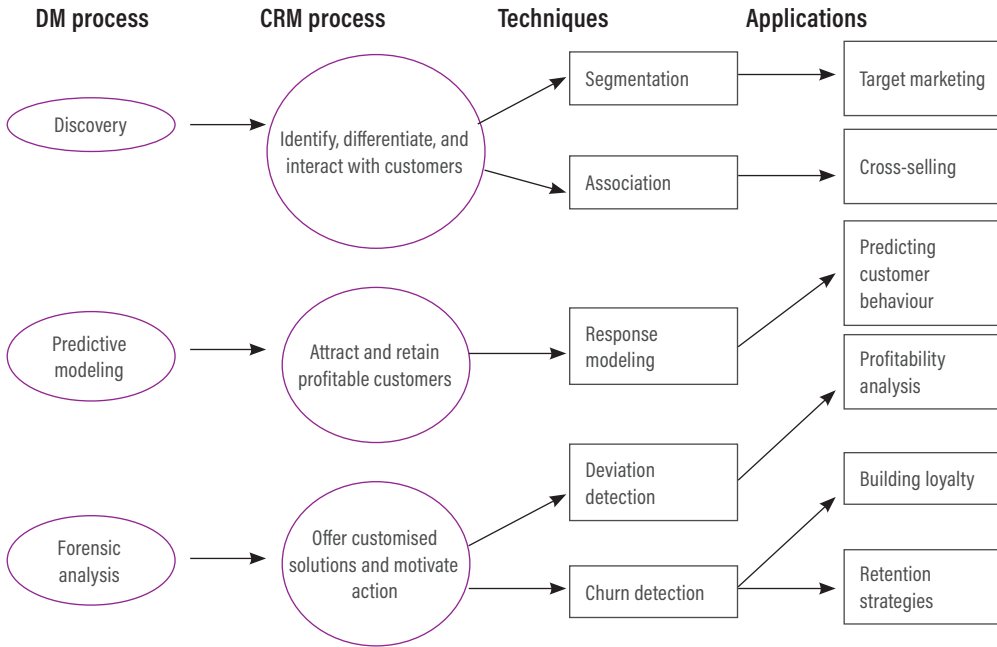


Figure 15.6 A data mining model for CRM

Analytics data

Analytics data is generally captured through specialised analytics software packages. These packages can be used to measure most, if not all, digital marketing campaigns. Web analytics should always look at the various campaigns being run. For example, generating high traffic volumes by employing CRM marketing tactics, like email marketing, can prove to be a pointless and costly exercise if the visitors who you drive to the site are leaving without achieving one or more of your website's goals.

NOTE Data mining is typically performed by computers, which can sift through massive amounts of data and find tiny but significant patterns that a human researcher may overlook.

NOTE Read more about this in **Chapter 20: Tracking and analysis.**

Social media monitoring data

There are many social media metrics that are important to monitor, measure, and analyse, and some of these can provide valuable insights for CRM implementation. This can cover everything from quantitative data about number of fans and interactions, to qualitative data

about the sentiment towards your brand in the social space. Social media metrics can also lead you to new prospects.

15.5.3 Collating and organising your data

Typically, you'll find that a business has:

- One or more databases, such as email, customer, mobile, or call centre databases, or datasets in silos
- A point of sale system where product purchase data is stored
- Various forms of web data from display or search networks, keyword research, site analytics, social media, or email marketing
- Social media profiles on sites like Twitter, Facebook, Instagram, TikTok, or LinkedIn, which can also be considered databases of sorts.

CRM software can be used to automate lead and sales processes and to collect all of this customer information in a centralised place, allowing a company to get a holistic view of the customer; from this, meaningful data insights can emerge.

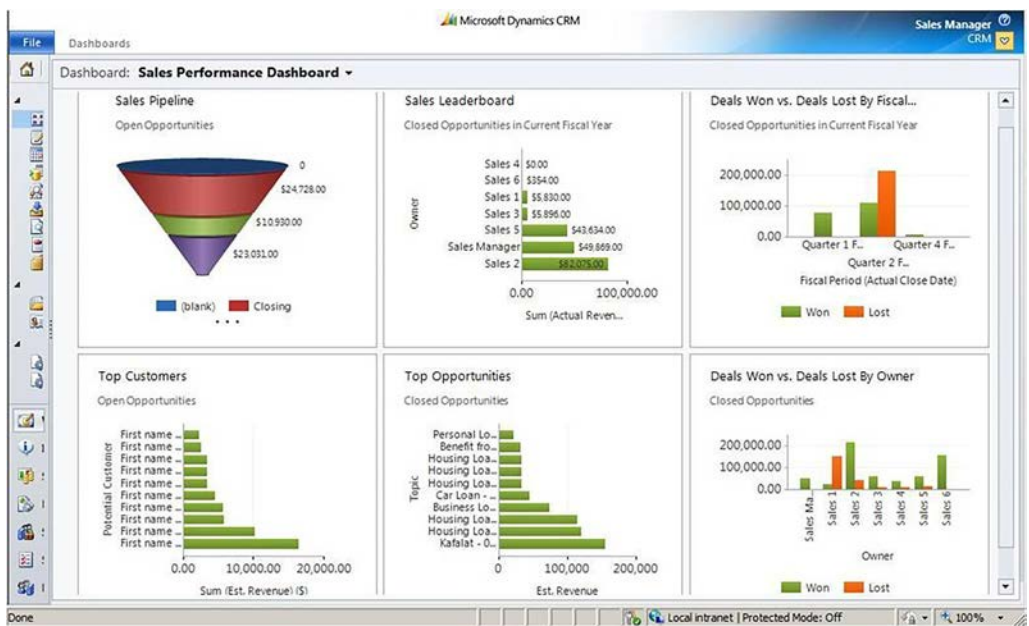


Figure 15.7 CRM software can present dashboards for monitoring and analysing your data

Organisations can be large, and a customer often speaks to several members of the organisation, depending on the nature of the communication. It would be extremely frustrating for the customer to have to explain all previous dealings with the organisation each time, and

NOTE

Have you ever had a frustrating service experience with a brand? How did you feel about the brand afterwards? Large organisations need a single view of the customer to avoid frustrating them.

equally frustrating for an organisation not to know who has spoken previously with a customer and what was dealt with. This could be a touchpoint at which a company falls down and leaves a less than positive impression with the customer.

Fortunately, there are many technological options that help to record all this information in one place. Most of these services can also schedule elements of the sales process and set reminders where appropriate for follow-up action.

Some notable examples include Salesforce ([salesforce.com](https://www.salesforce.com)) and Genius ([genius.com](https://www.genius.com)). Bespoke technology tailored to business problems can have remarkable results.

NOTE

Consider user adoption rates and the cost of time and integration when making a decision about which CRM software to use.

15.5.4 Keeping data fresh

Call it what you will, but 'stale', 'outdated', or 'unhealthy' data doesn't benefit anyone. Some generic older data can help you assess trends over time, but identifiable customer data is usually redundant if not up to date. People move house, update their contact numbers and email addresses, and change jobs. They earn more or less, stop working, start working, have kids, and retire. All of these mean that their needs change, and their contactability changes; therefore maintaining a customer relationship and delivering relevant communication becomes impossible if your information is not fresh.

So, how do you keep your data fresh?

For generic data (like web analytics), you must continuously monitor trends and note what causes changes over time. This is also useful for monitoring trends and identifying gaps in data when a business evolves. For instance, if you know that you generally receive increased website and store visits during December, but your sales drop, you know that you need to gather more data around your inventory and in-store environment during that time.

Keeping identifiable data current means you need to facilitate regular dialogue with contacts on your database. Whether it's through a call centre, an online prompt, or a quick question at your in-store point of sale, there needs to be a plan for updating details at regular intervals. You can empower your customers and incentivise them with programme attractiveness.

15.5.5 Analysing data for marketing

One of the most powerful features of interactions and transactions over the internet is that everything is tracked and recorded (see **Chapter 20: Tracking and analysis** and **Chapter 21: Conversion optimisation**). This provides a wealth of data that can be analysed to make business decisions.

For CRM, this means that the customer acquisition source can be recorded and analysed against sales data. This leads to a very accurate return on investment (ROI) calculation and indicates where CRM and marketing efforts should be focused.

ROI stands for return on investment, and it's key to understanding whether marketing efforts have been successful. Here's a simple example: Company A sells accounting software and makes R10 000 on each product it sells. It sends an email to its customer base, users who have bought a previous version of the software and might be interested in upgrading. The campaign has an overall cost of R100 000. Of the 5 000 users who receive the email, 10% decide to buy. That means it cost R200 to acquire each of the 500 customers. The company has made R5 million, an ROI of 50:1.

Integration is the key to the effective use of technology in CRM. Ensure that all channels can be tracked and that information is usable to all parties within an organisation. Knowing where your customers come from, but not what they purchase, is pointless; these two metrics need to be compared in order to produce actionable insights.

Analysing CRM data can aid marketing initiatives in a variety of ways, for example:

- **Campaign analysis:** Find out which marketing campaigns are leading to the best returns so you can refine them and increase ROI.
- **Personalisation:** Customise your communications to each customer.
- **Event monitoring:** Tie offline events, like shows or sales, to your online interactions and sales.
- **Predictive modelling:** Predict a customer's future behaviour and meet this need at the right time.

NOTE

Mobile marketing can play a key role in offline events. The mobile phone is portable and connected to the internet, which means that users can engage a brand directly on location.

Analysing CRM data can aid in improved customer segmentation, including:

- **Customer lifetime value (CLV) analysis:** Predicting each customer's lifetime value and managing each segment appropriately (e.g., offering special deals and discounts).
- **Advanced customer profiles:** Identifying certain behaviours, such as big spenders or those who look for bargains by attending sales. This information can be used to tailor marketing communications accordingly.
- **Customer prioritisation:** Targeting small groups of customers with customised products and service offerings that are aligned to meet customer needs, rather than simply generic current offerings. You should craft specialised retention strategies for customers with the highest CLV.
- **Identify brand influencers and advocates:** Consider the realm of social media, where influencers are central to the spread of content. Brands are increasingly prioritising relationship building with social media influencers to build brand advocates who will help market the business for them. By identifying which customers are providing the most value and positively influencing others to become customers, you can focus efforts towards them and increase their loyalty, creating true brand advocates.

Understanding customer lifetime value

CLV is the profitability of a customer over their entire relationship with the business. Businesses need to look at long-term customer satisfaction and relationship management, rather than short-term campaigns and quick wins. This approach leads to increased value over the entire lifetime of a customer and means that CLV is a metric central to any CRM initiative.

It's important to look at your customer base and segment them according to how often they purchase and how much they spend with your company. Very often, customers who spend more, cost more to acquire, but they might also stay with the company for longer. Referrals made by a customer can also be included as part of the revenue generated by the customer.

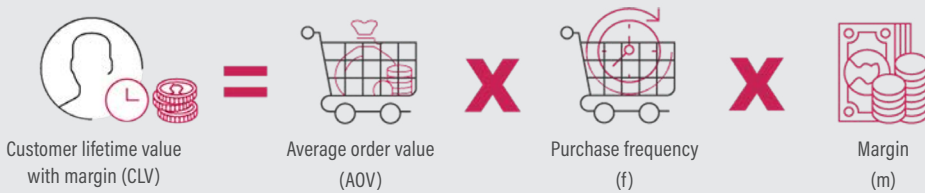


Figure 15.8 The customer's average order value and how often they order are used to determine their CLV

The key is to understand these costs and then target your CRM strategies appropriately. CLV lets you decide what a particular type of customer is really worth to your business, as well as how much you are willing to spend to win or retain them.

For example, a potential customer looking to purchase a digital camera is likely to search on Google for cameras. As a company selling digital cameras, your excellent search advert and compelling offer attract the potential customer who clicks through to your website. Impressed with your product offering, the user purchases a camera from you and signs up to your email newsletter as part of the payment process.

Analysing the amount spent on your search campaign against the sales attributed to the campaign will give the cost per acquisition of each sale. In this case, this is the cost of acquiring the new customer.

As the users are now signed up to your newsletter, each month you send them compelling information about products they may be interested in. These newsletters could focus on their obvious interest in photography and highlight additional products they can use with their new camera. Think about the value exchange that is necessary for a customer to give you their attention. Content marketing is a powerful tool here. The costs associated with sending these emails are the costs of maintaining the relationship with the customer.

When they purchase from you again, these costs can be measured against the repeat sales likely to be made over the course of the customer's lifetime.

For example, most customers will purchase a new smartphone every 2 to 3 years; the new phones will be the latest or most current model. In between that, they may purchase accessories, such as phone cases, spare chargers, or earphones. Each of these opportunities allow a company to calculate a lifetime value and ensure that their spending on a particular customer is justified.

NOTE

See **Chapter 9: Content marketing strategy** for more on the importance of offering customers value.

15.6 THE BENEFITS OF CRM

At its core, effective CRM promises the following:

- Increased revenue and profitability
- Improved customer satisfaction and loyalty
- Better service delivery and operational efficiencies
- Decreased acquisition costs; keeping churn low through CRM offsets the need to spend as much on the acquisition of new clients, while retention of existing customers is cheaper for obvious reasons.

Maintaining good customer relationships is critical to the success of a business. The cost associated with acquiring a new customer is generally far higher than the cost of maintaining an existing customer relationship. While an investment in a CRM communication programme or platform can be large, these costs are often offset by the increased revenue generated by encouraging repeat business.

NOTE

A CRM communication programme is a cross-functional investment, which requires leadership buy in.

15.6.1 Putting a value on CRM

Broadly, CRM can be looked at from:

- **A marketing perspective:** Understanding your customer segments and building a relationship with them.
- **A cost perspective:** Decreasing the amount you spend on customers; it costs more to attract a new customer than to maintain an existing one.
- **A sales perspective:** Turning the users who know about your service or product into customers who have made a purchase, in other words, managing prospects.
- **A service perspective:** Ensuring that users who have interacted with you are satisfied and delighted.

Effective CRM can also create a powerful new marketing and referral force for a company, namely its happy customers. Delighting customers fosters positive word of mouth.

The first step to any CRM initiative is to understand the value of a customer relationship to a business.

Relationship value = Revenue generated by customer – Cost of maintaining/servicing the relationship

15.6.2 CRM implementations

CRM should infuse every aspect of a business in the same way that marketing should be integral to everything you do, but it is useful to look at the different ways CRM is implemented.

You should consider your relationship with your customer at every point. There are a multitude of ways that customers and your business will connect (or collide). As far as possible, try to ensure that these connections are positive.

Marketing

Marketing is the first way that a customer will hear about your product or service. There is no point throwing information out into the world and hoping that your ideal customer will find you; you have to nurture this relationship.

- Conduct personalised targeting and profiling across a range of marketing channels such as telemarketing, email marketing, social media marketing, and campaign management projects.
- Place the right mix of a company's products and services in front of each customer at the right time.
- Understand what customers do and want, matching that knowledge to product and service information and measuring success.

Sales

Ensure the customer receives the correct product.

Make sure that correct sales-related processes are carried out within the organisation. This could include:

- Client or campaign management
- Sales configuration, for customising products or pricing
- Call management
- Contact management
- Ad management
- Sales force automation (including territory)
- Account and lead management systems

- Interaction between all parties in the transaction
- Systems that put sales reps directly in touch with customers at the point of sale.

Service and service fulfilment

Improve the service you give to current customers through:

- Email response management
- Social media support systems
- Telephony capabilities, such as automatic call distribution
- Computer-telephony integration
- Queue/workflow management
- Interactive voice response and predictive dialling.
- Problem resolution systems, workflow automation, and field service dispatch systems.

Services invoked by the customer

Create and manage systems or capabilities that can be directly invoked by the customer. Here are some examples:

- Web self-service
- Search
- Instant messaging
- Email queries
- Voice over IP (VoIP)
- Browser and application sharing
- Conferencing
- 'Call me' capabilities
- Social media support
- Online forums.

CRM loyalty programs

There is a difference between CRM and loyalty programmes. Loyalty programmes actively seek to maintain customers by rewarding them with a hard currency, like points. Loyalty programmes are designed to develop and maintain customer relationships over a sustained period of time by rewarding them for every interaction with the brand. You may, for instance, earn points on a purchase, for shopping on certain days, completing a survey, or choosing to receive a statement by email.

Consider South African health insurer Discovery and their Vitality program. It aims to keep customers healthy by rewarding them for health-related behaviours like exercising, having regular check-ups, stopping smoking, and buying healthy foods. By doing so, it reduces the burden of ill-health on the medical aid itself.

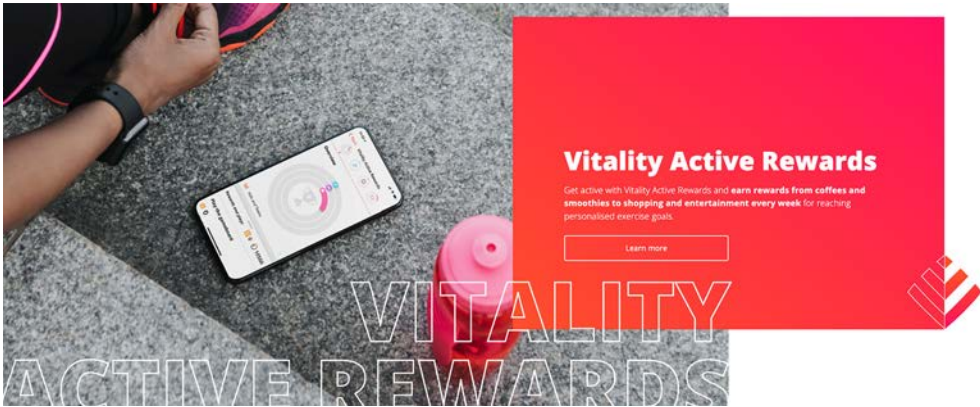


Figure 15.9 An advert for Vitality promising rewards for keeping fit

Not all loyalty programmes are created equal. Many brands have embraced them as a way to improve their sales, and consumers have come to believe that they are simply a way of extorting more money from them.

To create an effective loyalty programme, consider the following:

- **Carefully calculate the earning and redemption rates of points:** A loyalty programme needs to give the appearance of real value, while working within the company's profit projections.
- **Loyalty programmes are about value exchange:** You need to find a way to partner with the customer.
- **Rewards are key to success:** You need to offer value to the customer in a way that is real and desirable.
- **Customer care is important, but it's a hygiene factor, not a differentiator:** Technology allows for effective real-time conversations.
- **Data, a single view of our customer, is central to success:** You need to maintain accurate records in one central place.
- **Digital allows for innovation:** This can apply to new payment technology, digital communications channels, and more.
- **Trust is pivotal to success:** Customers need to know that their data is being protected and that you will honour your commitments. Legal requirements in your country may demand it.
- **Loyalty programmes are not quick wins:** Consider up-front how the programme might come to a close or risk alienating and disappointing customers and undoing any positive results.

The loyalty currencies offered as part of the loyalty programme offer huge potential for brands. Amazon's loyalty currency, Amazon Coins, is available in eight countries and already has many customers investing hundreds of millions in the currency (BizCommunity, 2017).

However, any financial rewards offered as part of your loyalty programme need to be carefully considered and their value proposition evaluated and assessed before implementation. For

example, Pick n Pay, a large grocery store chain in South Africa, drastically cut the rewards on its Smart Shopper loyalty programme in early 2017. Customers went from earning R1 for each R100 spent, to earning R1 for each R200 spent. The initially generous loyalty program and associated loyalty currency was impacting on the business' bottom line. Such a radical change in reward levels did not go down well with customers, and the brand did experience some fall out. The impact of the programme on the business' operational costs should have been assessed and addressed earlier, rather than so many years after implementation leaving customers with a negative experience of the brand (*Business Day*, 2017).

Where loyalty programmes are built around straightforward points and rewards systems, they can also become a point of parity. A loyalty programme should deliver on value that is unique and central to your organisation. You don't want to be competing with your competitor on who can provide more points, which essentially means more discounts, and ends up being a competition based on price. The sum of the parts of your loyalty programme should be difficult for a competitor to replicate.

Cryptocurrencies

Like loyalty currencies, cryptocurrencies are also based in the digital world and not tied to a central banking authority. Cryptocurrencies, like Bitcoin, were developed as a means of facilitating electronic payments online using a peer-to-peer network that was not managed by a server or central authority. Essentially, cryptocurrencies are digital money created from code. The data is encrypted and encoded to signify a single unit of currency. Such currencies are not secured by people or by trust, but by pure mathematics, making it a more secure system because it is not impacted by central banks and monetary supply. It is also almost immune to corruption. As well as Bitcoin, there is Ripple, Litecoin, Ethereum, and Monero, to name a few (Blockgeeks, 2016).

These digital currencies, both universal cryptocurrencies and loyalty currencies, are challenging the traditional banking and international monetary system. Individuals are losing trust in banks and national governments' roles in monetary policy.

However, it must be acknowledged that cryptocurrencies carry their own level of risk and weaknesses. One of the criticisms levelled against cryptocurrencies is the enormous pressure it puts on the environment due to the massive amounts of energy required to run the mining servers. People are also not as trusting of cryptocurrencies yet because they do not necessarily understand it or know how it works. Because the currency is not necessarily linked to traditional currency, people may not understand where their money has 'gone' or how to use it.

To learn more about cryptocurrencies visit: blockgeeks.com/guides/what-is-cryptocurrency/.

Apps

CRM apps are a great step forward in customer relationship management. They help to track customer contact info, which members of your team they interacted with, their emails, and positions, as well as the last conversation the customer had with your company. Larger companies make use of software tools like Salesforce, but the high price tag makes the software unattainable for small businesses and startups.

CRM apps like HubSpot CRM, Zoho CRM, and Intercom are popular choices. If you're looking for a full-featured CRM, HubSpot works for up to 1 million contacts and integrates with Gmail or Microsoft Outlook. Google contacts is a nice simple choice that works inside of Gmail and is ideal for smaller businesses and startups. Intercom is a CRM that focuses on what people view on your site, so that you can track what they are likely to purchase. It links user behaviour to user profiles, and the paid options include chat options that allow you to chat directly with customers online. Zoho is a great choice if you already use Zoho software.

Apps are making CRM easier by managing your contacts and tracking their interactions with your brand. They continue to get better and better, and brands should be making use of these useful tools.

Apps for payment services

As well as CRM apps, brands can develop loyalty apps that also enable payment. Brand specific apps that enable purchases are becoming a preferred means of payment. The Starbucks Rewards program accounts for almost 50% of Starbucks' revenue (as of October 2020). Over 60% of millennials are happy to use apps to purchase products in store, which is changing the landscape of loyalty currencies and how such currencies are managed by brands (BizCommunity, 2017). More and more brands are offering payment gateways and even credit and microloans through their apps. This is impacting how customers view brands as service providers and greatly changing how they see banks and traditional monetary institutions.

SMS

SMS is a handy tool for communicating with customers about product delivery and updating them about specials and promotions. As with all mobile channels, you will have access to your customer exactly where they are at that moment and in a very personal space. Therefore, use this channel responsibly and only when you have permission to do so. Sending endless SMSes can lead to customers removing themselves from your SMS contact list and could give that customer a negative perception of your brand.

NOTE

See more about SMS and apps as marketing tools in **Chapter 16: Direct marketing: Email and mobile.**

Live chat

Having the ability to chat to your customers when they are on your site is very useful in addressing customer queries immediately and can lead to valuable conversions. Real, live customer service

agents or sales people can converse directly with customers, addressing any concerns easily and directly or selling them any products they may be browsing at that moment. Live chat offers many benefits, including improved conversions, SEO, average order times, awareness of additional products, efficient management of issues, and reduced overhead costs. Cost per contact is much lower than call centre or in-store customer assistance.

Various providers offer live chat functionality to websites, such as Intercom, Pure Chat, Live Chat, Live Agent, and Freshdesk. It is becoming increasingly common to have live chat on brand sites, and customers that expect to find live chat don't walk away from your brand. Just like not being on Facebook could be detrimental to your brand, simply because customers may expect all credible businesses to be on the social network, not having a live chat could also negatively impact customer's perception of your brand as a viable business.

In an attempt to streamline processes, some companies use chat bots to solve customers' problems according to a set of predetermined FAQs. This can be effective, but (at least until AI improves and can match the problem-solving abilities of a human customer care consultant) the customer should always have the option to speak to a person.

NOTE

Read about the "5 Common Chatbot Fails and How to Prevent Them" here: www.userlike.com/en/blog/chatbot-fails.

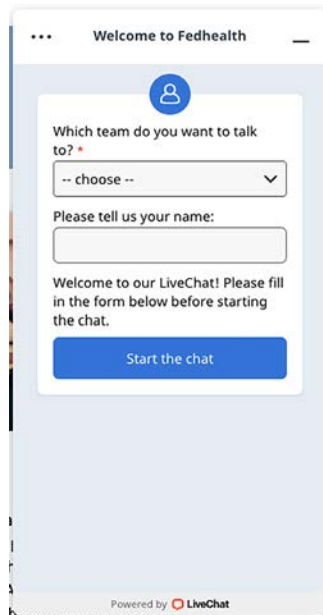


Figure 15.10 The live chat feature on Fedhealth

Be wary of using chat bots to address clients on live chat. Customers dislike robotic responses and want to feel heard and acknowledged by a real person. Although chat bots offer large-scale solutions to CRM, their use should be carefully considered against customer response and attitude to communicating with a bot.

15.7 SOCIAL CRM

Widespread social media usage means that CRM has to be conducted in this forum in order to deliver an all-around experience for the customer. Not only should social media be integrated into any existing CRM strategy and looked at from a touchpoint and channel perspective, but social media can also be used to drive CRM.



Figure 15.11 Stats on poor customer service cost

Social media platforms allow customers to easily share their brand experience (good or bad) with their online social connections, who in turn can share this experience. This means a potential word-of-mouth audience of millions could witness a single user’s brand experience and weigh in on the situation.

Customers place a great deal of value on the opinions of their peers and are more likely to look favourably on a brand, product, or service if a peer has recommended or praised it.

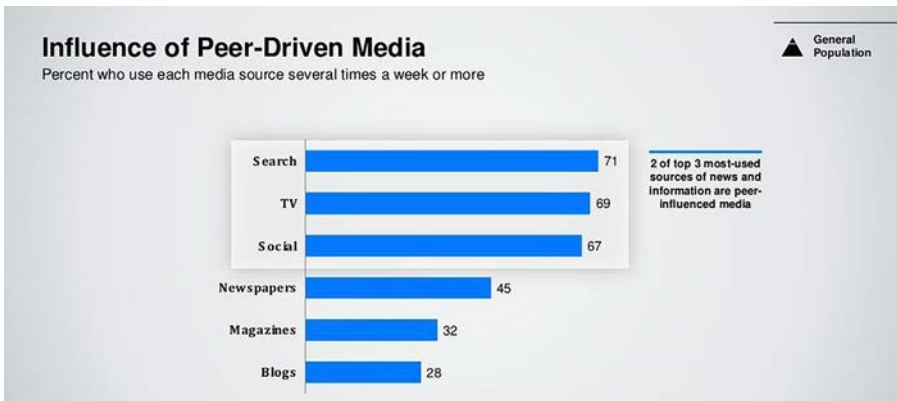


Figure 15.12 Influence of peer-driven media

Brands have realised that they need to leverage this in their CRM strategies and now understand that communication is not one way (from brand to consumer) or even two way (between consumer and brand), but multidirectional (brand to consumer, consumer to brand, consumer to consumer).

The convergence of social media with CRM has been termed social CRM or CRM 2.0 and has developed into a field on its own.

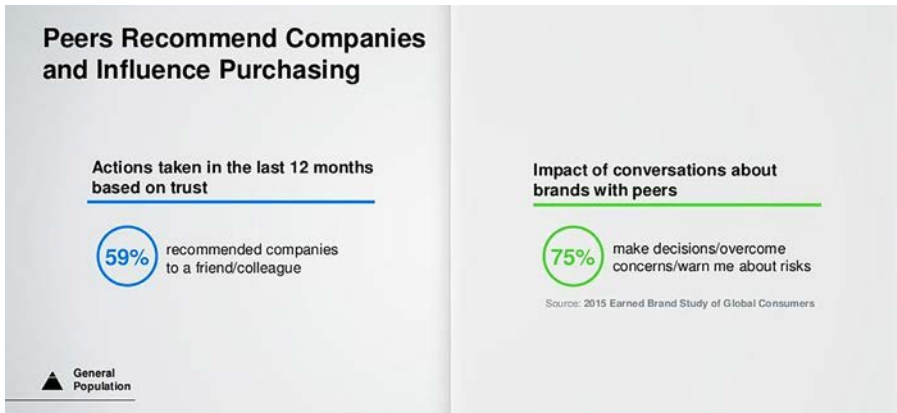


Figure 15.13 Peers recommend companies and influence purchasing

15.7.1 Social CRM and support

Social customers are increasingly turning to social media channels for support. With the immediate accessibility offered through mobile devices, they see this as a convenient channel to communicate with brands. This means that brands need to respond quickly and transparently to consumers' questions, gripes, and even compliments. A support query going unanswered on Twitter, for instance, is likely to cause frustration for the consumer, and prompt them to take a situation that is already visible to other consumers even further, potentially causing a brand crisis.

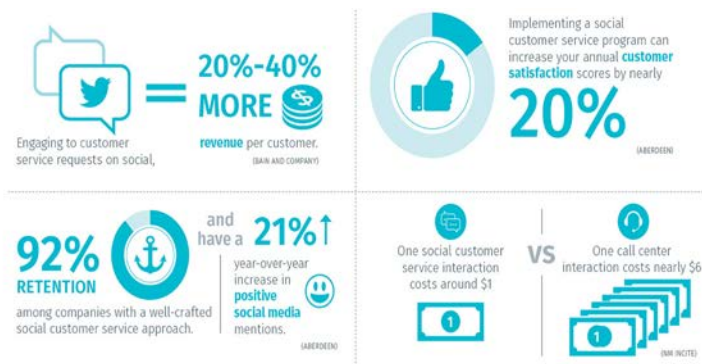


Figure 15.14 Social CRM is valuable

Brands should carefully consider whether all social media channels are appropriate for them and be prepared for any eventuality. Brands that are well liked will generally have positive responses on social media, and those that receive a mediocre response from consumers will have a bit of a mixed bag, but those that have a lot of support issues are likely to experience very large numbers of complaints that need to be addressed.

Social support staff should have access to all the historical data relating to customer issues, such as all the data collected about previous complaints and reference numbers. These channels make customer support public. In this way, they can respond directly to the consumer in the social channel that they've selected and escalate the problem appropriately.

15.7.2 Social CRM and online monitoring

Social CRM can also make use of online reputation management and monitoring tools. Online monitoring, or reputation management, entails knowing what is being said about your organisation and ensuring that you are present in or leading the conversation.

By using these tools, brands can rate and sort these mentions based on their sentiment. This allows them to effectively test the temperature of the online community's feeling towards the brand, which can then guide any future action.

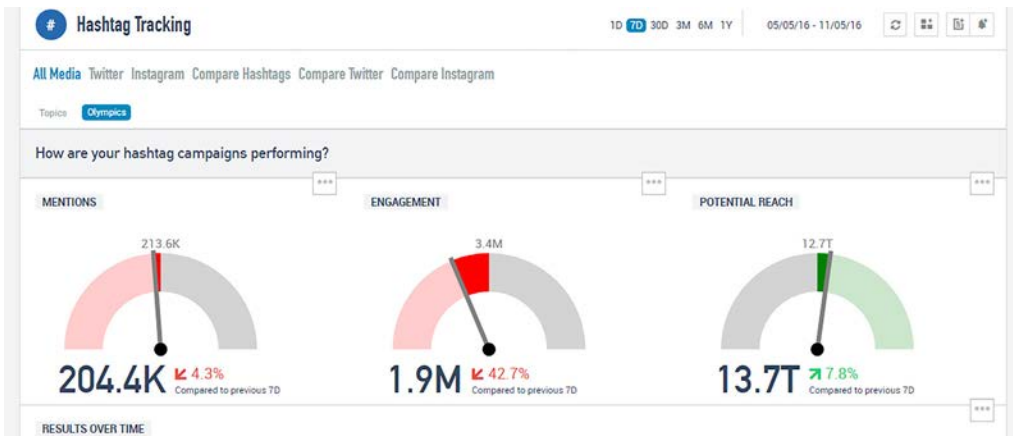


Figure 15.15 Hashtag monitoring on a social listening dashboard

Social listening

Data that you accrue through social listening and enhanced customer profiles can help you draw valuable insights about your target audience on an individual and/or collective level. It is all about collecting data; whether it is brand mentions, relevant hashtags, competitor mentions, or industry trends. If you are not using social media listening, you may not know what your competitors are up to in real-time. Social listening is like a early warning system that sends signals about how your brand is perceived – negative or positive.

Make sure that you are not just tracking metrics; rather, gain insight into your customers and potential customers, and then address their needs.

15.8 STEP-BY-STEP GUIDE TO IMPLEMENTING A CRM STRATEGY

There are five steps to implementing a CRM strategy:

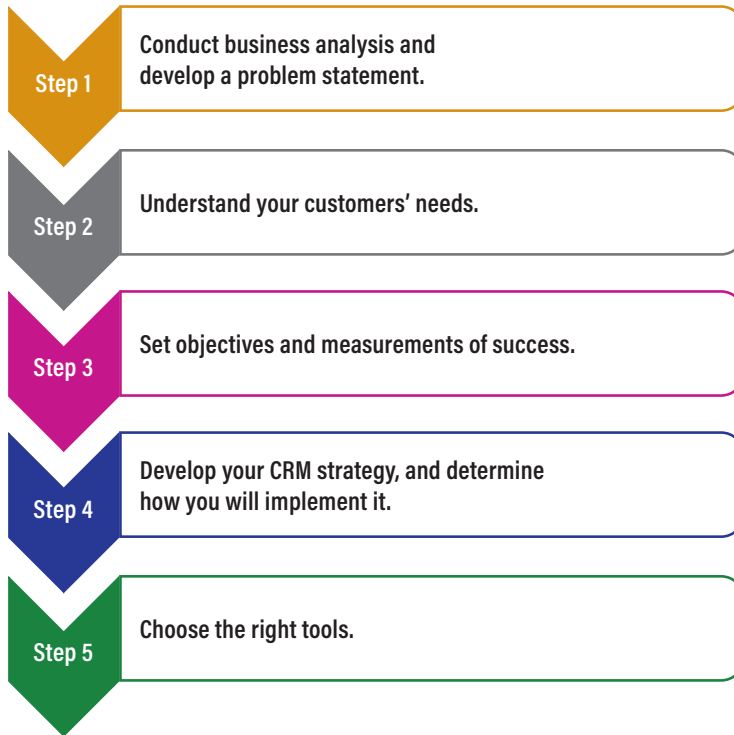


Figure 15.16 Five steps to implementing a CRM strategy

Step 1: Conduct a business needs analysis and develop a problem statement

A major part of determining where to begin with CRM implementation is having a clear understanding of business needs and where CRM would most benefit the organisation. CRM touches on both online and offline sales, marketing, and customer service. It's important to review the needs of each business area so that you can determine your CRM strategy.

Ideally, you should have individual goals for each department. All members within the organisation should buy into the strategy in order to drive it successfully. Implementing successful CRM across the organisation is a process, in which stakeholders make decisions collectively and share their views and needs. Decisions should be based on realistic budgets and resources and full calculations carried out before any kind of loyalty currency is decided upon. Remember the Smart Shopper example from Pick n Pay above. Failing to carefully consider how rewards may impact on your bottom line, could cause problems later on.

Step 2: Understand customer needs

CRM is about the customer. You might have identified a range of business needs, but what about the needs of the customer?

Two elements of CRM in particular, service delivery and customer support, are actually all about meeting the needs of the customer. And what's the best way of determining customer needs? By asking them, of course. There are various ways to find out what customers want, but in all of them, it is important to listen. Use online monitoring tools and insights from social media to gather a more rounded view of what your customers think, feel, and want. Look at past behaviour, churn rates, and successes. It may be worth doing a detailed data mining exercise to understand which of your customers is the most valuable and why.

Step 3: Set objectives and measurements of success

CRM is a long-term commitment. Therefore, you need to consider a long-term approach. Depending on the business needs, you may decide to focus on communications objectives, sales objectives, business objectives, or all three.

Objectives and success measures could include the following:

Table 15.2 Objectives of sales and business

Sales objectives	Business objectives	Communication objectives
increasing customer numbers		improving responses to campaigns
increasing market share	increasing profitability per customer	improving end-to-end integration of the sales process cycle

The metrics you select for measurement will depend on these objectives. There are numerous metrics that you can choose from when measuring your performance, and the actual metrics you choose are generally referred to as your key performance indicators (KPIs).

Step 4: Develop your CRM strategy, and determine how you will implement it

Once you've identified all CRM implementation objectives, you will need to determine how you are actually going to roll it out. What channels will you use? What touchpoints will you leverage? What data will you need for this?

Next, you need to determine which tools you will use to gather this data and how you will implement your initiatives across these channels. Don't forget that you need to communicate with your internal stakeholders before you launch the initiative to your external ones.

You will need to make choices based on what is available to you or what you intend to embrace. The digital space offers a range of innovative options for CRM delivery; you simply need to get creative in your execution.

Step 5: Choose the right tools

There are lots of excellent CRM tools available, but these are useless without a clear CRM strategy in place. You can only select your tools once you know what your objectives are,

what touchpoints and channels you are going to utilise, and what data you need to collect and analyse.

15.9 TOOLS OF THE TRADE

CRM systems that gather information on customer preferences and needs, as well as information on competitors, and in the industry in general, let organisations focus on providing customer solutions instead of simply pushing products.

We've outlined a host of options below.

Collaborative CRM tools

Collaborative CRM refers to a process that combines customer data across all facets of a company. For example, queries regularly submitted to the technical support or customer service arm of a business can be used to inform product development and website content. Instead of various departments collecting their own customer data and using this in isolation, data is collated so that all channels make informed decisions based on the holistic customer experience.

Nice ([nice.com](https://www.nice.com)) is an example of a CRM product that offers collaborative authoring. This means that multiple users can simultaneously edit shared documents while maintaining an audit trail and version control.

Social CRM tools

Social CRM tools perform a number of functions, from standardising the collection of data from social media channels, to automatically posting links and accepting friend requests. These tools can also be used to identify customer sentiment within social media channels.

BrandsEye ([brandseye.com](https://www.brandseye.com)) and Simplify360 ([simplify360.com](https://www.simplify360.com)) are examples of social CRM listening tools that collect data on brand mentions across social media channels online, in real time.

Operational CRM tools

Operational CRM tools deal with the most obvious channels that relate to customers: the front end of a business and its customer service. From a web technology point of view, operational CRM informs the website what a customer sees as well as their entire online user experience.

Two examples of operational CRM tools are OnContact ([oncontact.com](https://www.oncontact.com)) and Zoho CRM ([zoho.com/crm](https://www.zoho.com/crm)).

Sales and marketing automation CRM tools

Sales force automation ([salesforce.com](https://www.salesforce.com)) uses CRM software to manage sales cycles and to collect customer sales data. The software enables businesses to track leads, schedule transactions and communications with potential and existing customers, and generate detailed reporting on the sales process.

Marketing automation tools identify current customers and use their response information to manage email marketing lists. The tools can also identify prospects, as well as unhappy customers.

HubSpot ([hubspot.com](https://www.hubspot.com)) offers a marketing automation tool that allows companies to generate and send behaviour-driven emails.

Analytical CRM tools allow companies to record, save, and investigate customer data to better understand customers through their behaviour. For instance, data collected about the nature of visits to your website can be used to make informed decisions about where to focus attention based on customer behaviour. Past purchasing behaviour of customers can be analysed to predict future purchasing behaviour. Data can be used to segment customers and tailor communications. These tools can help target marketing campaigns at customers and predict future sales and customer spending.

KXEN was an American software company which existed from 1998 to 2013 when it was acquired by SAP ([sap.com](https://www.sap.com)). It is a popular analytical CRM tool with the ability to forecast customer behaviour and shed light on customer preferences and spending power. It also allows you to tailor marketing campaigns to specific customers, segmented by various demographics.

15.10 CASE STUDY: AMAZON PRIME

Amazon Prime is the loyalty programme for Amazon.com. Amazon is an international online shopping hub that has products in almost all categories; from household detergents to party packs to online books.



One-line summary

Amazon Prime has become one of the largest and best loyalty programmes in recent years, despite not using point systems and oversimplified projections of loyalty by providing consumers real value by addressing their needs for instant gratification and exclusivity, while streamlining the customer experience and seeing a substantial financial return for the company.




Figure 15.17 Call to action to sign up for Prime on Amazon's homepage

The problem

Amazon noticed that shipping was often a stumbling block when it came to completing purchases. If shipping took too long, users would drop out of the purchase. Similarly, if users purchased an item that was less than the minimum to receive free shipping, they would also abandon the purchase. They needed to somehow streamline this process, so that customers would complete their purchases.

They considered a loyalty program that would address these two aspects, but knew that customers are inundated with loyalty programmes that offer cash-back rewards and promotions. Every retailer, bank, and service provider offer some form of loyalty programme that is very similar to all the others.

Amazon noted that many loyalty programmes fail because they don't meet the needs of the customer and promise delayed gratification. They offer customers nothing new nor anything they can derive any real benefit from in the short term. Customers have to build up points and cash-backs and wait to receive their reward. Many customers have become wary of loyalty programs, seeing them as another way to extort more money from consumers.

Customers need something that offers real benefits, for which they are willing to pay US\$139 a year. They want real value immediately and not something they need to wait months or years to see any benefit from.

The solution

Amazon Prime provides its customers with what they really want and need from the brand. It has created a program that is designed to meet their customers' need for instant gratification and removes the stumbling blocks in the purchase process. Prime members receive next day delivery on all items, and do not need any minimum value in their shopping carts to receive free shipping. They reap the benefits of the program immediately and every time they shop online.

Instead of making these shipping features free, Amazon Prime made the service part of an exclusive loyalty programme that users had to pay a yearly fee to benefit from. In addition to tapping into instant gratification, Amazon Prime also made use of customers' desire to be involved in something exclusive, that would set them apart from general customers. As well as shipping benefits, Amazon Prime users would get access to exclusive deals and discounts, as well as the first option on new products. Prime members get to see and purchase products before they are made available to other customers.

To ensure they provided perceived real value, Amazon also included access to their entire library of Amazon Prime videos in the Prime membership. Amazon Prime has started to produce its own content for Amazon Prime (called Amazon Originals). This means that the customer receives great value in the form of online viewing content, and the brand gains invaluable input that it can use to fuel further development.



Figure 15.18 The highlighted benefits of Amazon Prime on Amazon's homepage

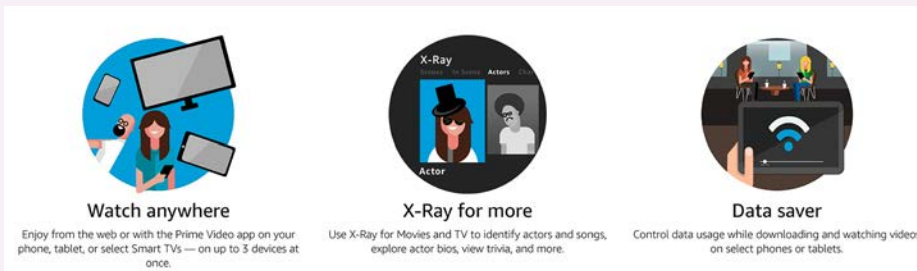


Figure 15.19 The highlighted benefits of Prime Video

Amazon Prime is more than a loyalty or a rewards program, it is a privilege program that taps into customers' need for feeling important and special, as well as addressing stumbling blocks in the purchasing process, and meeting our growing need for instant rewards (YourStory, 2017).

The results

Amazon created a truly extraordinary loyalty programme that users were prepared to pay for. By providing customers with what they need and streamlining the customer experience, Amazon demonstrated that gimmicks and cash back rewards were not the solution for loyalty programmes.

Amazon Prime saw rapid adoption in the US and experienced a 40% increase in subscriptions year-on-year for more than a decade after its inception. From 2020 to 2021, the subscriptions increased by 50 million, and Amazon reported in 2021 that there were more than 200 million Prime subscribers worldwide (Howley, 2021).

More than 60% of Amazon's US customers had a Prime membership. Prime members spend nearly double (US\$1,300) what non-Prime members do (US\$700) per year (*Business Insider*, 2017). The programme was a huge success for the brand, with revenue from Prime alone making up US\$ 6.4 billion in 2016. The programme was so successful that revenue from subscriptions alone was nearly enough to cover the largest cost of the company: its overall shipping costs (Bloomberg, 2017).

Essentially, establishing customer loyalty is about providing users with an experience that is simply better than anything else, so that users change their purchase behaviour to favouring your brand. And that is exactly what Amazon was able to achieve through Prime (LooseThreads, 2017). An example of these benefits and positive experience was the time-saving that shopping with Prime offered customers. According to Bezos (2021), 'a typical trip to a brick-and-mortar store may take an hour, a purchase on Amazon takes 15 minutes'. Without having to take time to go to physical stores, the founder estimates that the average prime customer saves 75 hours a year.

15.11 CASE STUDY QUESTIONS

1. Why do you think Amazon Prime has been successful for so many years, when most other programmes lose their allure?
2. What aspect of loyalty does Prime tap into?
3. What do you think of Amazon's decision to include their video streaming as part of their Prime membership?

15.12 THE BIGGER PICTURE

Managing customer relationships should be built into every marketing tactic and activity you perform, especially if your organisation has adopted CRM as an ongoing strategy to drive customer retention.

Successful email marketing is built on two very basic customer needs: privacy and permission. The very first step in using email to communicate with a customer is gaining their permission. Data mining and segmenting customer databases allows email marketing to be tailored and personalised. Email is often the primary point of contact for service-related messages.

Online advertising is a double-edged sword when it comes to CRM. It can be a very effective acquisition tool for new customers, but intrusive advertising can attract attention for all the wrong reasons. Effective online advertising speaks to customers' needs and presents solutions to them, attracting attention without being overly intrusive. The key is to be relevant and useful wherever possible.

Search engine optimisation and search advertising start with customer intent. Existing customer data can indicate where to focus search engine marketing efforts, especially when it comes to analysing how well a website caters to the intent indicated by a customer's search term. Social media marketing is based on customer needs and preferences. It is also a powerful tool for turning delighted customers (who are expressive online) into advocates for an organisation. Social media creates new communication channels for an organisation, enabling discussions and customer service to take place where the customer feels most comfortable.

Effective web development and design starts with understanding and catering for customer needs, and should focus on the experience of the web user. Designing for customers first and foremost gives web visitors a seamless experience. CRM data can tell you what your customers need, and web experiences can support the customer journey. Web designers and developers can also create sophisticated customer service portals to manage CRM, such as support pages.

Through all of the digital marketing tactics, effective analytics is the most useful CRM tool. It allows each channel to be measured on its merits, and the customers acquired by each channel can be analysed.

15.13 SUMMARY

Customer relationship management is the cornerstone of your interactions with customers. Digital technology makes the process of discovering key insights seamless, effective, and very useful, but CRM cannot be restricted to only digital channels as customer interactions happen offline too. There are many benefits to implementing a CRM strategy, from reduced customer service costs to happier customers, and quicker, more tailored, and effective communications.

Naturally, understanding customers is the biggest outcome of CRM. This understanding leads to meeting their needs much more effectively, which in turn has direct bottom-line benefits for the brand.

There are many facets to CRM that you should consider before deciding how you will approach it. Some key factors include:

Brand touchpoints: How do customers interact with the brand, and vice versa?

The tools you need for your business: Will you use operational CRM, analytical CRM, collaborative CRM, or sales force automation?

Communication channels: Which are available to you to communicate with your clients?

Implementations: Will you implement for sales, marketing, and customer support and service fulfilment, or all of these?

Strategy: What are the steps you need to take within your organisation to ensure a successful CRM strategy?

Costs: What cost are you looking at and what return on investment are you expecting?

Your long-term aims: What is your goal? Why do you need to manage your relationship with your customer? How will this benefit your company?

Data capabilities and needs: Are you gathering the correct data, storing it correctly, updating it constantly, and then analysing it for insights?

15.14 CHAPTER QUESTIONS

1. How do you think CRM changed or evolved as social media rose to popularity?
2. Why do customers respond so positively to personalised communication?
3. What ethical problems do you think customers might raise with regards to behavioural tracking?

15.15 FURTHER READING

www.destinationcrm.com/BuyersGuide/ReadCompany.aspx?ID=1730

www.churchofcustomer.com – This useful blog regularly features guest writers and experts in the field of social media and CRM.

www.cluetrain.com – Home of the Cluetrain Manifesto, a set of guiding principles geared towards conducting business in the digital world.

www.upgrad.com/blog/data-mining-techniques/

15.16 REFERENCES

- Banjo, S. and Ovide, S., 2017. Amazon Reveals Some Prime Numbers. Bloomberg. [Online]
Available at: www.bloomberg.com/gadfly/articles/2017-02-14/amazon-prime-numbers-a-hint-of-the-secret-formula
[Accessed 9 May 2022]
- Crotty, A., 2017. Pick n Pay Cuts Smart Shopper Rewards. Business Day. [Online]
Available at: www.businesslive.co.za/bd/companies/retail-and-consumer/2017-04-04-pick-n-pay-cuts-smart-shopper-rewards/
[Accessed 9 May 2022]
- de Beule, S., 2016. Top 10 Social Customer Service Stats of 2016. Clarabridge. [Online]
Available at: www.clarabridge.com/blog/top-10-social-customer-service-stats-of-2016
[Accessed 18 February 2022]
- 2022 Edelman Trust Barometer [Online]
Available at: www.edelman.com/trust/2022-trust-barometer
[Accessed 9 May 2022]
- Howley, D., 2021. Amazon Prime now has 200 million members, jumping 50 million in one year. [Online]
Available at: news.yahoo.com/amazon-prime-has-200-million-members-142910961.html
[Accessed 18 February 2022]
- Koch, R., 2008. *The 80/20 Principle: The Secret of Achieving More with Less*. United States: Doubleday.
- Loose Threads, 2016. A Prime misunderstanding: Explaining Amazon Prime's Success. [Online]
Available at: loosethreads.com/blog/2016/6/19/a-prime-misunderstanding-explaining-amazon-primessuccess
[Accessed 9 May 2022]
- Padhy, R.R., 2017. Why Amazon Prime Stands Out Where Most Other Loyalty Programmes Fail? YourStory. [Online]
Available at: yourstory.com/2017/09/amazon-prime-stands-out-other-loyalty-programs-fail/
[Accessed 9 May 2022]
- Rosic, A., 2020. What Is Cryptocurrency? [Everything You Need To Know!] Blockgeeks. [Online]
Available at: blockgeeks.com/guides/what-is-cryptocurrency/
[Accessed 9 May 2022]

Williams, B., 2017. Are Retailers Taking Over the Finance Space? BizCommunity. [Online]
Available at: www.bizcommunity.com/Article/196/513/168093.html
[Accessed 9 May 2022].

15.17 FIGURE ACKNOWLEDGEMENTS

Figure 15.2: Adapted from Bulhorn, 2016

Figure 15.3: Wotsthebigidea, 2017

Figure 15.4: Janrain, 2017

Figure 15.5: www.slideshare.net/CommLab/the-8020-rule-the-pareto-principle, 2022

Figure 15.7: Microsoft Dynamic CRM Google search result www.crmdirectory.org/product/microsoft-dynamics-crm/

Figure 15.9: Screenshot, Vitality Active rewards

Figure 15.10: Screenshot, Fedhealth, 2017

Figure 15.11: Screenshot, Pinterest, 2022 za.pinterest.com/pin/17803361010651302/

Figure 15.12: Edelman, 2016

Figure 15.13: Edelman, 2016

Figure 15.14: CxSocial, 2016

Figure 15.5: Google search result

Figure 15.17–Figure 15.19: Screenshots, Amazon Prime homepage, 2022 www.amazon.com/amazonprime
Amazon Prime logo: amazon.com/amazonprime

16

DIRECT MARKETING: EMAIL AND MOBILE

In this chapter, you will learn:

- About the basics of email strategy
- How to structure and design an effective marketing email
- How to plan and execute a successful direct marketing campaign using email
- About techniques for measuring and optimising your email campaigns
- How mobile can tie into and enhance your direct marketing campaigns.

16.1 INTRODUCTION

Direct marketing is all about communicating directly to customers rather than indirectly, via ads or billboards. Direct marketing via digital generally involves email and to some extent, mobile channels.

At its core, email marketing is a tool for customer relationship management (CRM). Used effectively, this extension of permission-based marketing can deliver one of the highest returns on investment (ROI) of any digital marketing activity (the principles covered in this chapter can apply to any kind of permission marketing). Simply put, email marketing is a form of direct marketing that uses electronic means to deliver commercial messages to an audience. It is one of the oldest and yet most powerful of all digital marketing tactics. The power comes from the fact that it is:

- Extremely cost effective due to a low cost per contact
- Highly targeted
- Customisable on a mass scale
- Completely measurable.

Furthermore, email marketing's main strength is that it takes advantage of a customer's most prolific touchpoint with the internet, their inbox.

Almost 70% of the world's total population uses a mobile phone. Furthermore, growth in this sector is steady, rising by around 1.8% annually. By the start of 2021, the total number of mobile connections was 8 billion.

During 2021 mobile clients accounted for 41.6% of all email opens (emailmonday, 2022), whereas desktop accounted for 16.2%.

47% of consumers use a mobile application for checking their email (Campaign Monitor). Email open rates on mobile show that email remains the most useful channel for getting to people. Depending on the market you're targeting, if you send an email, it will be opened on a mobile phone at some point.

This means that you cannot think about email without thinking about mobile at the same time.

Like mobile-specific channels, email marketing is a tool for building relationships with both existing and potential customers. It should maximise the retention and value of these customers, which should ultimately lead to a greater return on investment.

Some people consider email marketing to be old fashioned. Indeed arguments about its demise have been going on for years, but it can be one of the most powerful tools in your digital arsenal.

16.2 KEY TERMS AND CONCEPTS

Table 16.1

Term	Description
Alt Text	The 'alt' attribute for the IMG HTML tag. It is used in HTML to attribute a text field to an image on a web page, normally with a descriptive function, telling a user what an image is about and displaying the text in instances where the image is unable to load. Also called alt tag.
Business-to-business (B2B)	When businesses sell products or services to other businesses and not to consumers.
Business-to-consumers (B2C)	When businesses sell products or services to consumers.
Call to action (CTA)	A phrase written to motivate the reader to take action, such as 'assign up for our newsletter' or 'book car hire today'.
Clickthrough rate	The total clicks on a link divided by the number of times that link was shown, expressed as a percentage.
Customer relationship management (CRM)	A strategy for managing a company's interactions with clients and potential clients. It often makes use of technology to automate the sales, marketing, customer service, and technical processes of an organisation.
Database	In email marketing, the list of prospects to which emails are sent. It also contains additional information pertinent to prospects.
Domain name system (DNS)	DNS converts a domain name into an IP address. DomainKeys, an email authentication system designed to verify the DNS domain of an email sender and the message integrity.
Double opt-in	The act of getting subscribers to confirm their initial subscription via a follow-up email asking them to validate their address and hence opt-in again.
Email service provider (ESP)	A service that helps you design and send emails.
Hard bounce	The failed delivery of email communication due to an undeviating reason like a non-existent address.
Internet Protocol (IP) Address	An exclusive number that is used to represent every single computer in a network.
Internet service provider (ISP)	The company providing you access to the internet (e.g., MWEB, AOL, Yahoo!).
Newsletter	A daily, or weekly or monthly newsletter that is sent out by bloggers or companies to promote their products or provide information. A simple form of marketing still used today. Can be shared on social media.

Open rate	The percentage of emails determined as opened out of the total number of emails sent.
Opt-in	Giving permission for emails to be sent to you.
Opt-out	Also known as unsubscribe. The act of removing oneself from a list or lists so that specified information is no longer received via email.
Return on investment (ROI)	The ratio of profit to cost.
Sender ID	A method used by major ISPs to confirm that an email does originate from the domain that it claims to have been sent from.
Soft bounce	The failed delivery of an email due to a deviating reason like an overloaded email inbox or a server failure.
Spam	Email sent to someone who has not requested or given authorisation to receive it.
Unique forwarders	Refers to the number of individuals who forwarded a specific email on.
White list	A list of accepted email addresses that an ISP, a subscriber, or other email service provider allows to deliver messages regardless of spam filter settings.

16.3 DIRECT MARKETING STRATEGY AND PLANNING

The first part of any digital direct marketing campaign should involve planning for the goals you need to achieve. Email and mobile marketing can be used as a tool to help you achieve your business and website goals. As with all tactics, direct marketing should be considered in line with your overall business, marketing, and digital strategy.

As discussed in the chapters on analytics and conversion optimisation, you will decide on the key performance indicators (KPIs) for your campaign. KPIs are the metrics that indicate how well you are performing.

NOTE

Read more about this in **Chapter 21: Conversion optimisation.**

You have a few options for digital direct marketing:

- Promotional emails
- Newsletters
- Transactional emails
- SMS marketing.

Promotional emails will usually have an immediate goal:

- Users make a purchase
- Users download some content
- Users request further information.

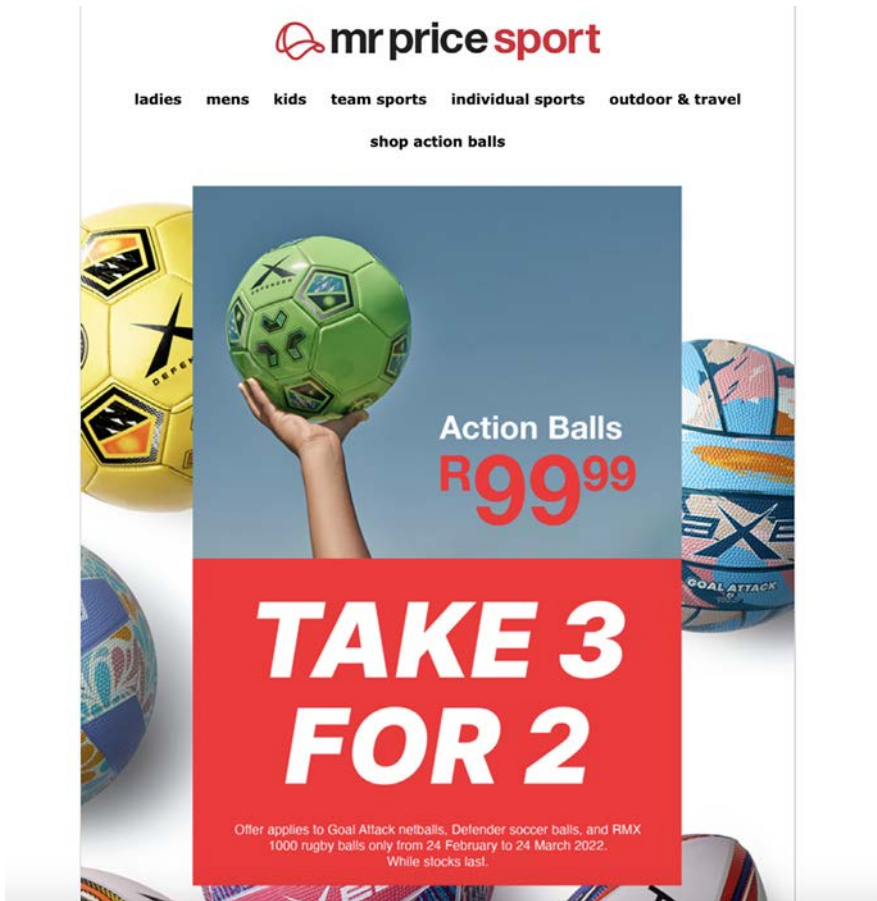


Figure 16.1 An example of a promotional email from Mr Price Sport

Newsletters tend to focus on longer-term goals and are usually geared at creating and retaining a long-term relationship with the reader so your KPIs are more important here.

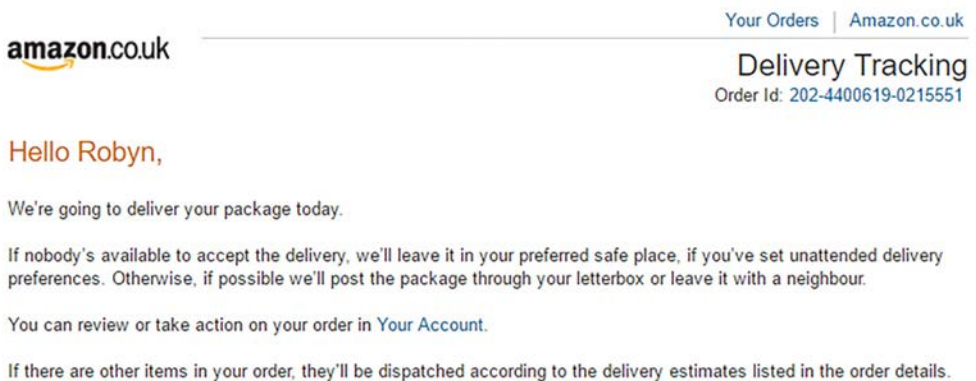


Figure 16.2 An example of a transactional email from Amazon UK

What's on in March?

Like the last rays of a sunset after a balmy day in the Winelands, the end of summer is dappled in shades of gold and amber. The trees shake off their summer garments and ready themselves for the colder days ahead. At Babylonstoren, too, the pace is changing as the garden finally reveals the autumn yield it's been nurturing ... it's the golden season.

The harvest is now in full swing in the vineyards and in our cellar, where the first white and rosé wines are already undergoing fermentation. Our red merlot grapes are being picked at the moment, while we keep an eye on our other red varieties to ensure sugar levels are at the perfect level for picking.

Pssst! It's the perfect time to book your cellar tour and get the full-on harvest experience at the pinnacle of the season.

Figure 16.3 An example of a retention-based newsletter from Babylonstoren

Transactional emails are generally automated emails that inform customers of payments, subscriptions, or changes to their account. This category can also include confirmation emails or reminders.

An sms can be used in much the same way as a promotional or transactional email – to let the customer know about products or specials, deliver coupons, or send transactional reminders.

NOTE Brisson (2016) came up with a list of situations perfect for using sms to drive last minute sales. Read more about this here: callloop.com/blog/13-ways-to-drive-last-minute-sales-with-sms-reminders.

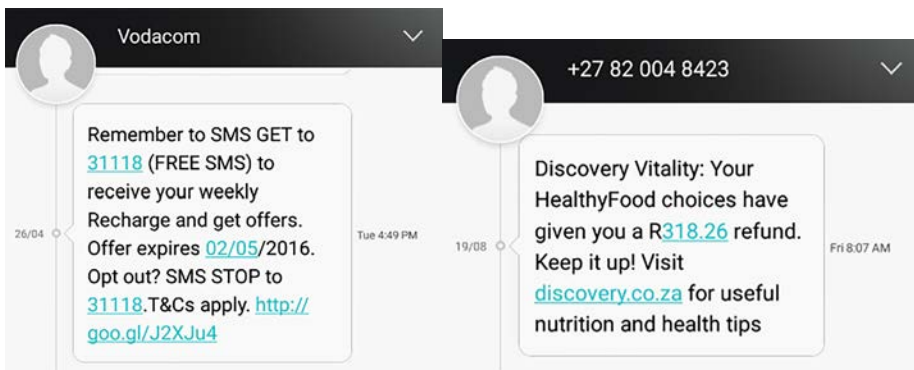


Figure 16.4 (a) A promotional SMS from Vodacom (b) A transactional sms from Discovery

16.3.1 Email service providers

An email service provider (ESP) is a partner who can help manage your email design and send. For bigger organisations, it often makes sense to purchase your own software and server or to partner with an ESP. This is especially true if you are sending more than 50 emails at a time. Most ESPs are do-it-yourself services that do not manage or strategise your campaign, but give you the tools you need to manage it yourself.

NOTE

We have listed some ESPs in the **Tools of the trade, section 18.6.**

There are some important questions to ask when choosing an email service provider:

- How easy is it to use? This is important if you are managing the campaigns yourself.
- Can you upload and migrate the contact list? It's advisable that you own your lists.
- Is the process self-service or managed?
- How does the reporting work?
- What is their deliverability like?
- Are they endorsed by email and deliverability authorities, such as Return Path or Trust-e?
- Do they adhere to best practices for direct marketing?
- How is the data stored, processed, and secured? Who owns it?

16.3.2 Using mobile for direct marketing

Remember that users see their mobile as a personal device and can resent intrusions on it. This means that there are certain principles you'll need to keep in mind if you plan to use mobile for direct marketing purposes.

Privacy and permission

One of the most important principles for mobile is privacy. Users see their mobile as a very personal device; they don't respond well to unsolicited marketing messages invading that privacy. The location-based nature of mobile also presents some challenges to user privacy. No one wants their location published without their permission, and users need to be able to control notifications.

For a business to avoid damaging its brand by coming across as invasive, marketers using mobile need to use permission marketing and make it clear that they will value and respect users' privacy. Users need to opt in to marketing messages and should be able to opt out at will. A strong database of preference profiles and constant maintenance of consent can drastically reduce the risks and make users feel more in control of their marketing experience.

NOTE

Remember that many countries have legislation governing the collection, storage, and use of personal data. Make sure that you follow the laws of your country!

Read how Hindustan Unilever targeted low-income consumers to build a permission database in an area with vast basic mobile penetration but relatively little smartphone presence: hbr.org/2016/12/how-unilever-reaches-rural-consumers-in-emerging-markets.

Value and reciprocity

The best way to avoid coming across as invasive and intrusive for mobile users is to ensure that every message you send on this personal device is valuable to them. Push notifications from apps, for example, have a high engagement rate, but users won't opt in unless you are offering clear value and have taken the time to build up some trust. Digital consumers have far too many distractions competing for their attention to pay attention to an unsolicited marketing message that gives them nothing.

Offering value to mobile users does two things: It helps to build up relationships and, as a result, loyalty, and it uses the principle of reciprocity. If you give consumers something, they are more likely to be willing to give something back.

For this reason, any messages you send directly to users should be helpful and set the customer up to remember you in a positive light. For example, a hotel could send a confirmation sms, a reminder or a way to shorten the check-in process, or a query about whether the guest needs anything upon arrival. None of these would be seen as intrusive.

Offering real value to your consumer won't amount to much if they're not reading the messages you send, which they won't if they don't trust you. To build up that trust, you need to consistently invest in a value exchange; their attention for your message.

Relationships

If you practice permission marketing and offer value to your mobile audience, you will ultimately build a stronger relationship with your customers. These relationships can result in a higher customer lifetime value as well as positive sentiment, which can be spread by your audience and result in more converts to your brand.

Because mobile's ability to connect you to your customer at their moment of need is unparalleled, so is its ability to help you build a connection with your brand's followers. When used well, mobile devices offer an effective way to build strong relationships, and those relationships should be your primary focus.

16.3.3 Choosing an SMS/MMS service provider

There are some important factors to consider when choosing an SMS/MMS provider. Here are some key questions to ask about any potential service provider:

- Can you pre-check cell numbers with networks and carriers to find out which numbers are MMS-enabled?
- How does the reporting work? What can you measure?
- Do they optimise the MMS for the screen size of the phone?
- How good are their creative services? Make sure you see some examples of previous work to assess their skills.
- Do they provide and manage an opt-out service?
- What are the personalisation options?

16.3.4 Email on mobile

You now know that most email is opened first on a mobile device, in fact, about 3 to 5 consumers say they check their email on the go (mobile) and 75% say they use their smartphones most often to check email (Van Rijn, 2022). Users expect an engaging, attractive experience across devices, so an email that isn't formatted for a mobile device isn't going to get a good response. Many users will simply delete the email or even opt out rather than opening it again on desktop.

This presents a challenge for email design. The mobile screen is obviously much smaller than a desktop screen, so the way an email is displayed differs as well. Not only that, but different mobile devices have different screen sizes, and they make use of different mobile operating systems. This means that each one has different standards and default settings and renders emails in a unique way.

To make things even more difficult, very few users view an email on only one device. They may switch from their smartphone to their laptop to their tablet and back to their mobile phone during the course of a day. Although sending two versions of your email is an option, one for mobile, one for desktop, it's probably not the best solution. You want an email that displays well across as many different clients and operating systems as possible. One way to achieve this is through responsive email design.

NOTE

Read more about this in **Chapter 7: Web development and design**.

Some smartphones do render HTML emails and can auto-fit them for mobile screens, but this can still affect the way the email displays.

The most important things to keep in mind when designing an email for mobile are:

- The screen is a lot smaller
- Inputs can vary, with touchscreens being the most common.

NOTE

When designing an email for mobile, read this article: www.dyspatch.io/blog/icymi-how-to-design-email-for-mobile-first.

Take into account that 62% of mobile users will delete an email if it is not mobile-optimised. In a study it was found that 52% of users said that a bad mobile experience made them less likely to engage with a company (Rinaldi, 2022). Your content must be easy to skim, with clear calls to action.

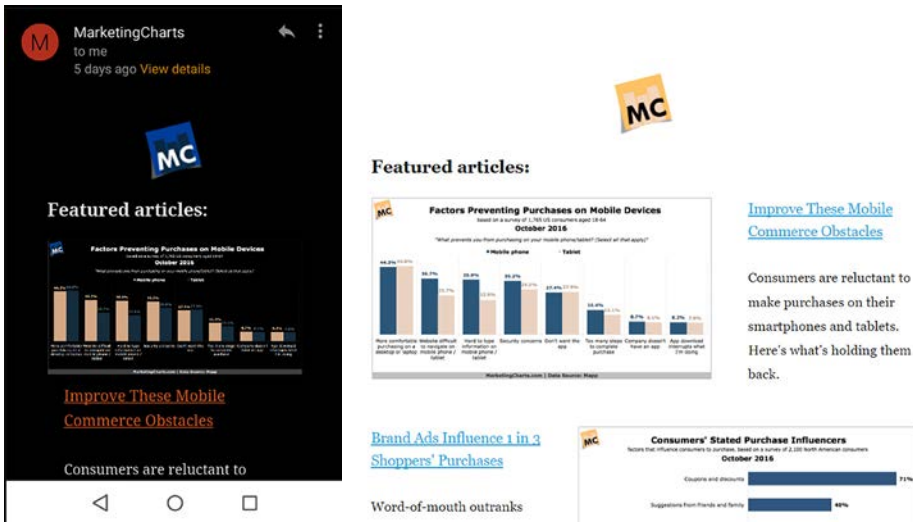


Figure 16.5 The Marketing Charts email template responds to the screen size of the device on which it is viewed

To ensure optimal rendering on mobile devices, here are some common best practices to follow when designing your emails:

- Generally, most emails are designed to be 600px wide to display well in an email preview pane. This scales well on typical mobile screen sizes. On a 320px screen, an email can be zoomed out to 50% and display perfectly; similarly, on a 480px screen, it can display at 75%.
- Host your email newsletters online and link to them from your preheader. That way, anyone who opens your email on a mobile can click straight through to an HTML version of your newsletter.
- Design your email in a grid system. This means your content needs to be laid out in vertically and horizontally aligned blocks, with gaps in between. Doing this will make it easier for various operating systems and email clients to scale your email down to fit a mobile screen. This is not a guarantee that the email will display properly in mobile, but it should solve the problem for most mobile devices, such as iPhone, which auto-fit HTML emails.
- Make sure that you include alt text for your images! Your email needs to convey its message with or without images.
- Mobile devices that don't automatically scale your email down will display the content on the left of your email first. Make sure that your most important content is placed here.
- Button links need to be at least 44px to render well on mobile phones. *Smashing Magazine* recommends 72px so that users can easily tap buttons with their thumbs and see visual feedback that the button has been pushed.

NOTE Don't worry if some of this sounds a bit too technical. Your web developer will understand and be able to advise you.

Something important to remember: design for touch.

Most mobile devices have touchscreens. This means that, instead of clicking on your links with a mouse, users will be tapping your links with their fingers. If your links are placed too close together, it will be difficult for users to click on one link without accidentally also tapping the other. To make the user experience easier, make sure your links are placed in a 30–45px area, with a margin of at least 15px around them. By spacing links like this, it will be easier for touchscreen users to follow through on your call to action.

16.3.5 Rules and regulations

There are a number of laws across the world to protect users from unsolicited emails and SMSes and stop businesses from abusing these communication channels. While they vary in severity according to the country, and we recommend that you do some research into your local legislation, it's important to acknowledge two very important rules:

1. You cannot send communications to someone without their permission.
2. If someone requests to be unsubscribed from your communication, you have to meet their request or face penalties in many jurisdictions. This means including an unsubscribe option for emails and an "SMS 'stop' to opt out" option for SMS.

16.4 STEP-BY-STEP DIRECT MARKETING PROCESS

Direct marketing requires careful planning and weeks, if not months, of preparation work to get right. These steps will guide you through the process of setting up your direct marketing strategy.

16.4.1 Growing a database

Running a successful direct marketing campaign requires a business to have a genuine opt-in database. This database, or list of subscribers who have agreed to allow a company to send them emails or SMSes with marketing messages, is the most valuable asset of a direct marketing campaign.

Permission must be explicitly given by all users to whom messages are sent. Companies that abuse this can put their reputation in jeopardy and, in many countries, legal action can be taken against companies that send unsolicited bulk messages also known as spam.

It is important to track the permissions that are generated for each user. A time stamp is a key part of the data capture and opt-in process and helps to protect you against spam complaints and potential legal action.

Spam is unsolicited bulk email or SMS messages. It means that the recipient has not given permission to be sent that message. According to statistics released in 2019, around 9% of

marketing emails in 2018 were considered spam by email providers. This is out of a total of just over 281 million emails sent in that year.

By 2025, it is estimated that over 376 million emails will be sent in that year alone, which is a growth of almost 100 million emails in less than ten years.

Growing this database while keeping it targeted is a key factor in any direct marketing campaign. The database needs only one entry, the prospect's email or phone number, but the following should also be considered:

- Name, surname, and title
- Date permission granted
- Source of permission
- Gender
- Country
- Date of birth
- Phone number or email (depending on which you already have)
- Frequency (how often they'd like to hear from you).

Fields such as name, surname, and title should be separated in your database. You should also gather date of birth as opposed to a prospect's age as it ensures that your database can stay up to date.

Don't be tempted to ask for more information than required. The more information a marketer can gather, the better they can customise marketing messages. However, the more information a prospect is required to give, the less likely they are to sign up. Further information can be requested over time.

NOTE

As always, the best long-term strategy for growing your database is to create valuable, shareable content that users want to read.

There are many ways to attract prospects to opt into a database. An email sign up form on a company website is vital. Website visitors express an interest in a company by clicking-through and this is an opportunity to develop that interest further. Following the same principle, any other properties where newsletter or SMS sign up can be promoted should be taken advantage of.

Consider having a sign-up form on your company blog, email signatures, Facebook page, and mobi site, or perhaps mention it during presentations you deliver. And don't forget other offline marketing channels that you're already using, such as flyers, posters, or in-store displays. Many brands use competitions to encourage opt-ins as well. Remember, users are more likely to opt in with an email address than a mobile phone number on most channels.

NOTE

If you want to grow your email list, read this article: blog.hubspot.com/blog/tabid/6307/bid/32028/25-clever-ways-to-grow-your-email-marketing-list.aspx.




Figure 16.6 An email newsletter sign-up call to action

Here are some best practice tips for sign-up forms:

- Put the sign-up form where it can be seen, above the fold and on every page.
- State your anti-spam stance explicitly, and be clear that you value subscribers' privacy.
- Clearly state what the subscriber's information will be used for.
- Use a clear call to action.
- Include a benefit statement. Tell subscribers what they will get and how often they will get it.
- Ensure the email address or phone number is correct by checking the syntax.
- Test to see what works best!

Every interaction can be used to ask permission to send marketing material, though some work better for email than mobile, for example:

- Offer something valuable, and ask them to sign up to your email newsletter at the same time (e.g., white paper, gift voucher, music track).
- Add a newsletter subscribe box to the checkout process of your retail site.
- Use interactions at trade shows to ask for email addresses and possibly phone numbers.
- Ask for email addresses or phone numbers in-store.
- Call out your email campaign on your social networks, and link through to your subscription form.
- Invite users to submit their phone number and email address in order to enter a competition.

16.4.2 Designing an email

Emails should be created and viewed as HTML for desktop and most mobile devices. Simpler phones require basic text emails. Be sure to check your audience's preferred devices carefully,

as cheaper smartphones are becoming available, which increases their penetration into lower-income areas.

Text emails include small, plain, text only content. If you use a Windows Operating System, open Notepad, and type there, you will be creating a text file. As these are text only, the copy really counts here.

HTML emails have more complex designs. These emails can contain images, different fonts, and hyperlinks. They're probably what you've had in mind throughout this chapter when we referred to email marketing.

Parts of an email

Each part of an email serves a particular function.

Sender information

This includes the 'to', 'from', and 'reply to' fields. These are opportunities to build a relationship through creating a perception of familiarity. In other words, the reader needs to perceive that the newsletter is somewhat unique and sent personally by the publisher. Using a personalised company email address, (e.g., trevor@company.com), for the 'reply' field creates familiarity and builds trust with the reader provided the name is recognisable. Otherwise, using the brand name is fine. The 'from' address should also include the organisation's name. A meaningless 'from' address that the reader cannot identify serves only to confuse the origin of the newsletter.

NOTE

Refer to the images of the full newsletter later in this chapter to see how these elements look in context.

Subject line

The subject line may be the most important part of an email! Subject lines help the reader to identify the email and entice them to open it. The subject line is also scrutinised by spam filters, so you should avoid using unusual characters, for example, '#2\$%&^^%###' or '!!!!'. Emojis such as smiley faces or hearts can sometimes work, but first test to see what works for you.

NOTE

You could also try personalising the subject line with the recipient's name or location to make your email stand out.

Consistent subject lines using the name of the company and the newsletter edition can build familiarity and help readers to sort their inbox. Subject lines should also reflect the content of the email. As with everything online, testing different subject lines will lead marketers to the formula that works for them. Some brands have found that using emojis can improve open rates, while others have had no success with them.

Did you know that 47% of email recipients open an email based on the subject line alone? At the same time, 69% of email responders report emails as spam based solely on the subject line. Apart from curiosity, FOMO is possibly the one psychological principle that drive consumers to open an email. Being humorous requires a bit more thought and creativity, but subject lines that make your subscribers laugh, can pay off in terms of your open rates.

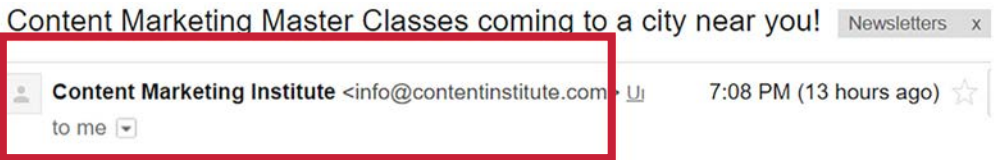


Figure 16.7 Sender information and a subject line on an email

Preheader

The preheader is a line or two of text displayed above your email header. Most commonly, it's the line of text that will redirect you to 'View online'. Where possible, try including your call to action in the preheader. This could be difficult, given the limited space, but it does ensure that every recipient, even those who don't necessarily open the email, will still be exposed to it.

Jenn at MarketingProfs <MarketingProfs@em.marketii> 3:05 PM (17 hours ago) ☆
to me ▾

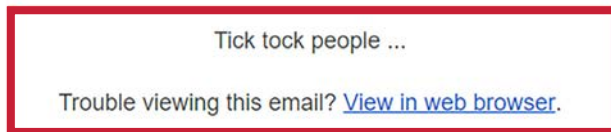


Figure 16.8 An email preheader

Header

The header is the colourful banner or image that is included in many emails. This often contains the logo, which is important for branding, as well as a CTA or image to catch the recipient's attention. Not every email will have a header, but these do provide added impact.



Figure 16.9 An email header

Personalised greeting

With a database that has the capability to store readers' names, it is possible to personalise the greeting of the email. "Hi, Kim Morgan" can elicit far better responses than "Dear Valued Customer", but it is possible to create a greeting with personality without personalising it. Occasionally, the subject line can be personalised as well to boost responses. Including your subscriber's name is not the only way to make your subject lines more personal. You can also use casual language, share something, or use copy that implies familiar tone or friendship.



Hey Robyn,
Here are a few articles we thought you'd enjoy:

Figure 16.10 A personalised email greeting

Body

This is where the content of the email goes. Don't be tempted to use too many images; they can increase the size of the email and obscure text when images do not load. Be sure that text can be read without an image being loaded. The structure must allow readers to scan and navigate the email easily. Short paragraphs, emphasis through bolding and colours, as well as sectioning information with bullets and borders, all contribute to a well-structured email.

Footer

A standard footer for emails helps to build consistency. It is the customary place for the contact details of the company sending the email. It should include the name, physical address, and contact email of the company. It can also include the privacy policy of the sender or even extra copy to reinforce branding. One way to grow the email list is to add a 'forward to a friend' link in the footer or, more commonly, social media buttons. The most important part of the footer is a clear unsubscribe link.




Figure 16.11 An email footer with an unsubscribe link and social sharing buttons

Unsubscribe link

In many countries, it is mandatory to have an unsubscribe link on all commercial emails. In best practice terms, you should also include a link for managing subscription preferences – this lets the receiver decide exactly which emails they receive from you, rather than opting out from all of your email marketing.

Working with templates

An email template is a pre-designed structure you can use for each email you send; you just need to slot content into the appropriate sections. Some email service providers offer ready-made templates for you to use. As with website templates, paid-for email templates come with some benefits and disadvantages. While they are often cheaper than commissioning a custom template, they can be inflexible and generic, meaning that they will not uniquely represent your brand. If you are choosing a template to buy, consider picking the plainest one, so that you can adapt it to your brand as needed.

NOTE

Read more about this in **Chapter 6: User experience design**.

A custom-designed email template will allow you to plan your own content structure and ensure it displays well across many email readers and devices.

When having your template designed, it's important to test it with a number of email readers, browsers, and mobile devices so that you can ensure that it displays correctly. This can become challenging as some users still use preview panes to read their email.

Design considerations

How an email looks is integral to how well it is received by your database. Design also refers to how it is built, which can impact whether the email is delivered and how likely users are to interact with it. Some design considerations are included below. A few of these are a little more technical, so make sure that your email partner has these covered for you.



Figure 16.12 Online, users tend to read in an F-shape

The look and feel

Studies have found that users read or scan emails following an F-shape (Nielsen, 2006). A follow-up study by the German Research Center for Artificial Intelligence looked at how users read text on smartphones, testing different layouts and paragraph lengths, and found that the F-shape still applies (Biedert, Dengel, Buscher, and Vartan, 2012). So, plan your important information to follow this flow.

NOTE Take a look here for some free email templates as a place to get started: www.campaignmonitor.com/email-templates/.

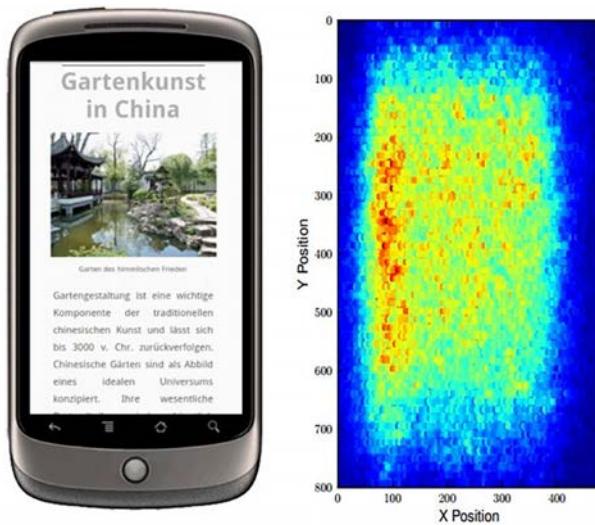


Figure 16.13 The F-shape still applies on smartphones, with the left-hand side of the screen dominating patterns

Cluttered inboxes and busy subscribers mean an email that's lengthy and difficult to get through probably won't be read. Help your subscribers by structuring your email content into segments, making use of borders or colour blocks to accentuate and divide content. It's important to balance image and text in your emails. Make a point of placing images next to the relevant text.

General design guidelines

HTML and CSS design principles differ for web and email. Here are a few things to keep in mind when designing your email:

NOTE Read more about this in **Chapter 7: Web development and design**.

- Don't make use of external or embedded style sheets and avoid unnecessary embedded rows and columns.
- Make use of table nesting as far as possible, as this is generally considered to render the best results with difficult email clients. Email designers tend to make use of tables to design their email layout, using inline styles within these tables.

- Set a fixed width for your email by specifying the width and spacing of each cell rather than the entire table. When these specifics are not declared, email clients tend to render the email according to their own defaults and can break the design.
- If you are using a block background colour, be sure to include a 100% width table to cover the entire email.
- Keep fonts in your email design larger than 16px. Anything below that becomes difficult to view in mobile. Also bear in mind that, while coloured text (or light-on-dark text) may look visually impressive, it can be difficult to read an entire email like this and may strain your subscribers' eyes. Rather limit such visual tricks to smaller sections of your email, or to emails that contain less written content.
- Make use of inline CSS. Some email clients strip the CSS from the head and body of the email.
- Test your emails in a variety of email clients before you send.
- Use responsive design!

NOTE

Naturally, your email design should echo your overall corporate identity and personality.

Designing for the preview pane

Many email users still use desktop clients to manage their email. Given the number of emails users receive on a daily basis, many still prefer to view emails in their preview panes rather than opening them. This has added another challenge for designers who want to ensure that their emails display properly.

Images and layout should consider the preview pane and be tested for rendering. Preview panes can be vertical or horizontal.

Tips for designing for the preview pane:

- There is no set width. Therefore, testing is the way to go. A width of 600px works best for preview pane display (HubSpot, 2016).
- Ensure that plain, email-friendly fonts are used toward the top of your email in order to ensure that the first text encountered is properly displayed.
- Consider carefully what images you display in the top section of your email and test displays accordingly.
- Placing your logo prominently at the top left of your email can ensure optimal brand recognition and exposure.
- Try to include your call to action in the area displayed in the preview pane. That way, even if subscribers choose not to read your email, they'll still see your primary message.
- Some successful email templates use the area likely to be seen in the preview pane to provide a table of contents for the email. Users know what they can look forward to when opening the email.

Email and images

Avoid using images to convey important content. Make sure that there is alt text for all images used in the email. This ensures that the message of the image will still be communicated even if the image itself is not seen. Even though most email clients display images by default, some users may still not see them. Your email should make sense whether or not the user can see images.

Tips for using images in email design:

- In the past, background images did not render well in emails, but this is changing. A block background colour tends to display well across most email clients. Some email clients, like Outlook, still do not display background images.
- When including images in your HTML, be sure to declare the height and width for each image to ensure consistent rendering across most email clients.

Emails that make sense without images and render correctly across all platforms are more likely to persuade a reader to open the email and click through to the website.

NOTE

The images you use in the email should support the overall message, rather than convey it directly. If the image doesn't appear, the message should still be clear.

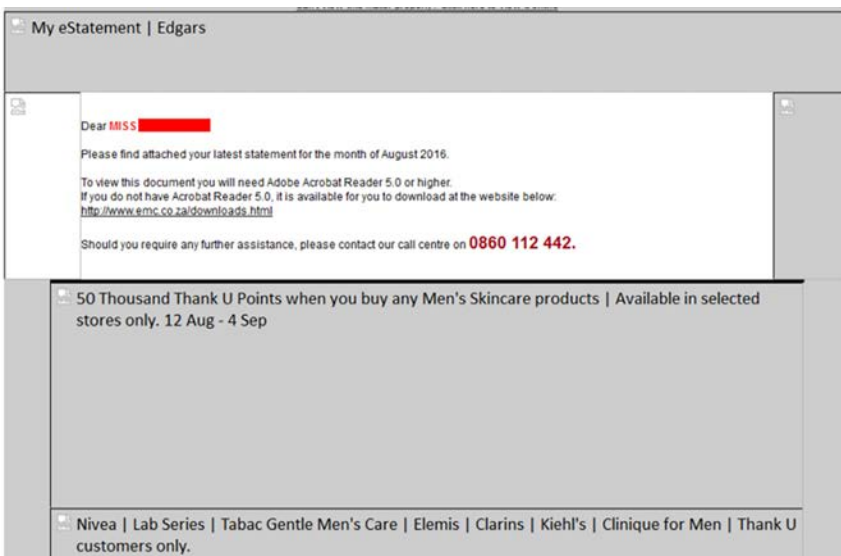


Figure 16.14 Good use of clear image alt tags in an email newsletter

The call to action

Email design should support calls to action. For your campaign to be effective, your goals and KPIs should be supported by the email layout and design. Calls to action can be hyperlinked

text (also called text links), or can be images which look like buttons. Don't forget, that if images are blocked, your buttons will be blocked too.

Generally, both text links and CTA buttons are effective for generating clickthroughs, though some studies find that buttons perform better. While you should use buttons for links that support your CTA (e.g., 'make a booking,' 'check availability') your email shouldn't be littered with them, and hyperlinks should be used for additional links. You should test them to see what kinds of CTAs perform best for you.

The copy of the CTA is exceptionally important: a well-crafted and enticingly written CTA makes a big difference to the performance of your campaign. Again, test variations to determine what drives the highest clickthrough and conversion rates on your campaigns.

NOTE

Check out this article for examples of good email CTAs: www.campaignmonitor.com/blog/email-marketing/2016/03/75-call-to-actions-to-use-in-email-marketing-campaigns.

Testing

The design should be tested to ensure that it renders clearly in as many clients as possible. Make sure that images line up, that copy is clear, and that all the links work.

16.4.3 SMS best practice

Structuring an SMS involves considerably fewer considerations than writing an email. Keep in mind:

- The core concern for SMS writing is that they are limited to 160 characters, which means the hardest part of writing one is finding a way to convey your core message with very limited space.
- Part of your SMS needs to be dedicated to offering an opt-out option so that users feel in control of the communications.
- Because the mobile phone is so personal, sending relevant, targeted SMS messages is imperative. Make sure that your mobile opt-in database is very carefully segmented; 200 subscribers who actually want to hear from you are far more valuable than 2 000 who feel annoyed or harassed by your messages.
- Think about when you send your messages: are they being sent at a time that is relevant to your customer? If you are sending a sales promotion message, are you sending it at 6 a.m. in the middle of the month or at 10 a.m. on a weekend after payday?
- Make sure that if your SMS includes a next step, such as clicking through to a website, the landing page is mobile-optimised.

SMS is often best used for customer relationship management, but you can also use it to send promotions targeted to a time of day when your customers are likely to be out shopping or aimed at specific demographics or geographic areas. Just remember, as with all direct marketing, these messages need to be relevant and valuable to your customer.

16.4.4 Creating content

Content that is relevant and valuable to readers is vital to ensuring the success of a direct marketing campaign. Valuable content is informative and should address the problems and needs of readers. It is important to realise that the reader determines the value of the content, not the publisher. Newsletters can offer:

- Humour
- Research
- Information
- Promotions
- Exclusive content.

SMS messages can offer:

- Special offers and discounts
- Information
- Time-dependent discounts
- Celebrations
- Contests
- Trivia or voting
- Reminders.

Determining the content of your direct marketing messages is an important element of your overall brand content strategy.

Any copy written for your brand should follow a predetermined brand voice guide. Consistency is important and will dictate how your customers trust and build a relationship with your brand.

The principles of writing good online copy apply. You should start with the most important information first, and make sure that your language is scannable, meaning that it makes use of the appropriate formatting, such as bolding and bulleted lists.

It may be helpful to review **Chapter 11: Content creation: Copy** chapter at this stage, but there are two elements that are important to highlight now with respect to writing for direct marketing.

1. The first is in-message links. It's important to consider that any links you include in your email copy will lead readers away from your email. You'll want to keep these to a minimum, and include a link only when it is a call to action, a legal requirement, or a service feature. Links in SMS messages should be shortened with a URL shortener like Bitly and should lead to a mobile-optimised page.

NOTE

Read more about this in **Chapter 9: Content marketing strategy**.

NOTE

Read this article on how to make a newsletter online: flippingbook.com/blog/marketing-tips/how-to-create-online-newsletter.

2. The second element is, for email, the all-important subject line. Many users decide whether or not to open an email based on their first point of contact: the subject line.

For an email newsletter, it's useful to put together a recurring content structure. The example shown here depicts a consistent content structure with repeating elements.

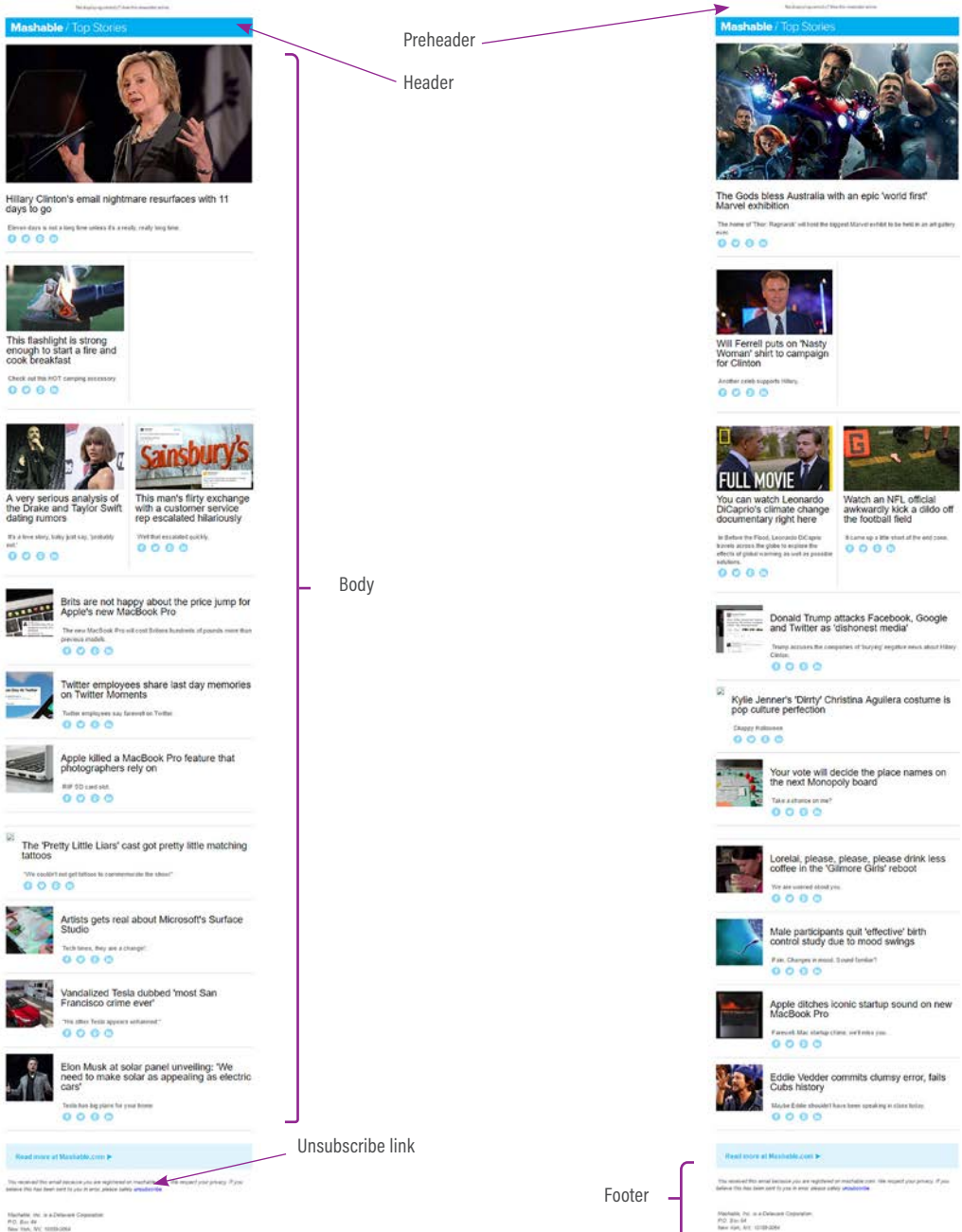


Figure 16.15 Two editions of a newsletter showing a similar structure

If your newsletter contains a lot of content, you can use enticing snippets with a link to the full article displayed elsewhere, such as in your company blog. Sending out too much long content in your newsletter can be daunting for time-starved readers, and they may not make it all the way through your newsletter.

NOTE Note how the same elements recur for every newsletter, creating consistency and delivering on reader expectations.

However, if your newsletter consists of only one article, it may help to publish it in full.

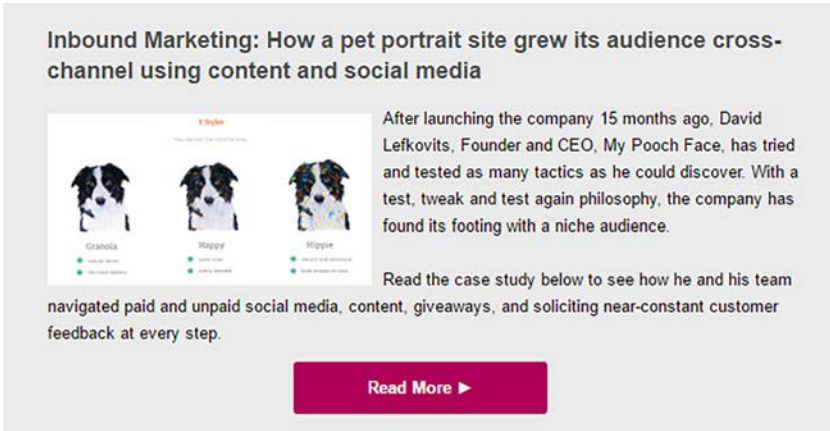


Figure 16.16 An article snippet in an email newsletter

Content in an SMS obviously needs to be more concise. You should get to the point as fast as possible, which can mean including price points so that users know immediately if they are interested. Remember to include an opt-out option.

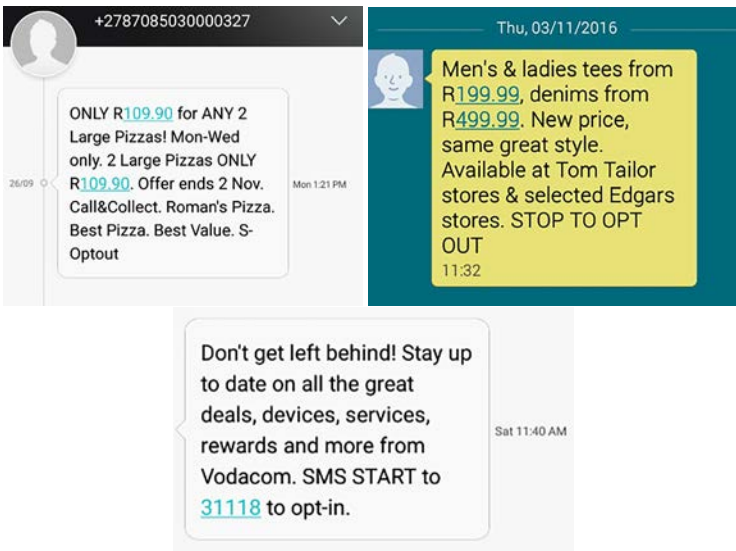


Figure 16.17 SMS marketing examples

16.4.5 Segmenting your database

The technology of direct marketing allows for mass customisation; it is one-to-one marketing on a macro scale. Even simple personalisation can see improved results.

Customisation covers everything from using the recipient's name and sending the correct email version to their device, to sophisticated measurement of a recipient's preferences and tailoring content to suit them. This is even more important for SMS marketing, where content that doesn't interest the reader can actively damage their relationship with your brand.

Segmenting a database can allow for customisation across demographics or purchase history. For example, you may choose to divide your database according to gender or age. A political campaign may benefit from targeting slightly different messages to different demographics.

A pet store may find it useful to segment their list according to the different kinds of pets their customers own. In this way, it is possible to send messages that are slightly different and tweaked to different target groups.

NOTE

Other options include segmenting by location, user behaviour on site, or position in the sales funnel (e.g., potential vs. existing customers).

16.4.6 Deploying

By creating valuable content, establishing the correct frequency, and testing your messages for display and deliverability, an email marketer should be able to ensure an excellent delivery rate. Consistency in deploying newsletters also aids in fostering trust and fulfilling expectations.

When should you send emails? Common sense tells you not on Monday morning or Friday afternoon, but this varies by audience. Testing will guide you. Generally speaking, the best days of the week to send emails are between Tuesday and Thursday.

SMS messages need to be timed even better, given that they will be delivered immediately to a device the consumer is carrying with them. Best times for delivery will vary depending on type. According to SMSGlobal (2016):

- General marketing messages should be sent between 10:30–11:30 a.m or 2:30–3:30 p.m.
- Appointment reminders should be sent 24 hours and/or directly after the appointment is made.
- Weekend sales and special events reminders should be sent on Thursdays or on the morning of the event.

As always, of course, you need to test send times to check which works best for your customers.

Sender reputation

Email reputation is a score given to you depending on how well your emails are regarded by Internet Service Providers (ISPs) and your subscribers. If the sender's score falls within the

ISP's thresholds, a sender's messages will be delivered. If not, the sender's emails may arrive in the bulk or spam folder, be quarantined, or be bounced back to the sender.

How it works: There are various authentication systems that can impact your reputation score. One of these is the Domain Keys Identified Mail (DKIM) and Domain Name System (DNS). DKIM associates domain names with individual email addresses, ensuring that each organisation has to take responsibility for emails sent that are associated with their domain. Basically, DKIM signs out any outbound emails.

The DKIM signature is added to the email header and includes an encrypted code. The receiving mail server will then take that DKIM signature and verify it with the DNS system to find the matching DKIM public key. Once it has this key, it can use it to unlock the encrypted code. If the code hasn't been changed, the email hasn't been tampered with, which means it can be authenticated and passed into the receiving mail server.

Becoming an effective email marketer requires constant list cleansing and hygiene. In fact, most lists shrink by about 22% each year as a result of subscribers changing email addresses (HubSpot, n.d.). Build a preference centre and send out an email once a year asking subscribers to update their details. Make sure you are diligent about maintaining a current opt-in list to achieve maximum deliverability via reputation.

Tips to help your reputation score:

- ISPs offer various authentication standards, such as Sender ID, sender policy framework (SPF), and DomainKeys. We highly recommend the use of these standards.
- Remember that a huge but inaccurate and outdated database is far less useful to an email marketer than a tightly maintained, smaller database. Strive to boost your database, but don't forget to clean as you go.
- Ensure that email broadcast rates are not too high.
- Respond to complaints and unsubscribe requests. If someone requests to be unsubscribed, do so. If you don't, there's a good chance you'll face stiff penalties.
- Educate users about white lists.

An email's reputation score can be checked at senderscore.org.

If the recipient has given permission to be sent marketing messages by email, then it is not spam. Users give permission when they tick a box that says, "Yes, please send me offers from your company by email/phone". The email address can be provided to another company only if the user ticks a box that says, "Yes, please send me offers by email from third parties selected by you".

NOTE

The success of your direct marketing relies on users explicitly indicating that they want to hear from you. Don't break your customer's trust.

Permission for any kind of direct marketing must be explicitly given to the company. Trying to gain permission in a sneaky way is illegal and should never be done.

An email's spam score can be checked at spamassassin.apache.org.

SMS credibility

Reputation via SMS is just as important; consumers are becoming increasingly suspicious of marketing messages in general, so reputation is important to convince the customer even to take your message seriously.

To make sure your SMS is credible, you'll need to pay attention to how it's written, the message itself, the words you use, and so on. Time of delivery is also important, as is branding the message so that your customer knows who it's from. Remember the key: send users only what they want, when they want it, and you'll be trusted.

16.5 MEASURING SUCCESS

As with all things digital marketing, tracking, analysing, and optimising are key to growth and success. Most direct messaging tracking systems produce statistics in a user-friendly manner.

Key measurables for understanding the performance of direct marketing campaigns include:

- Number of emails or SMSs delivered.
- **Number of bounces:** This should be separated into hard bounces and soft bounces.
- **Number of unique opens:** To explain this, consider this example: If one of your customers/recipients of your email opens the email ten times, it will count as ten overall opens but only one unique open. If two customers open it ten times each, it will count as twenty overall opens, but only two unique opens.
- **Unsubscribes:** Significant or consistent loss in subscribers is an indication that you are not meeting the needs of your subscribers.
- **Pass-on rate:** A high pass-on rate (forwards) indicates that your customers value the content enough to share it constantly with others. Adding a sign-up link to forwarded emails will organically grow the opt-in list.
- **Clickthrough rates and conversion:** These measure the effectiveness of a message via the links placed in the content. When a reader clicks through to a web page, these can be easily measured as a percentage against the number of delivered, opened, or sent emails. It reveals which content or promotion was the most enticing for the reader.

Some metrics are more useful than others. A good example of this is the open rate. Emails are tracked using a tiny, transparent image that gets downloaded, but some email desktop clients block the downloading of images. If the tracking image doesn't load, the email won't register as opened. However, this can be factored in to some extent, and open rates give you an idea of how well your subject lines resonate.

What you should be interested in is what activity takes place based on a message. This means you'll need to track leads or actions. You can do this through link tagging, meaning appending tracking parameters to a URL in your newsletter or SMS. These parameters are then identified by the Google Analytics of your website, registering that the user has come to the site through your email or SMS. Google Analytics will then take the information in the tag and store it in a cookie, from which it can track the user's interactions with the site after they arrived at the landing page.

Here is a link to the Mobile Marketing Watch website as it may appear in a Mobile Marketing Watch email campaign:

mobilemarketingwatch.com/urban-airships-industry-first-platform-services-fine-tune-personalized-interactive-notifications-69570/?utm_source=feedburner&utm_medium=email&utm_campaign=Feed%3A+MobileMarketingWatch+%28Mobile+Marketing+Watch%29.

The tracking parameters are:

?utm_source=feedburner&utm_medium=email&utm_campaign=Feed%3A+MobileMarketingWatch+%28Mobile+Marketing+Watch%29

These can then be used to report on traffic from that message using Google Analytics.

Generic direct messaging benchmarks can be used as a guide to see how well your campaigns are performing, but the best way to monitor performance is to benchmark your own campaign.

Smaller lists tend to have a higher open rate, but this is probably because they're more targeted. The overall average email open rate is 27.4%, though this varies by industry, while the average clickthrough rate is 4.5%. Overall rates are quite low because far too many ignorant or lazy email marketers bring down the average. It's best to look at the average open rate for your industry, rather than the overall rates. You can do this by checking the Email Stat Centre website (EmailStatCenter, n.d.).

The overall SMS open rate is harder to determine. Many reports put it at between 82% and 98%, but this is difficult to ascertain. The average clickthrough rate varies by source but is generally far higher than email, at anywhere between 6% and 19% with overall response rates above 30% (Gilhooley, 2021).

Once the reports have been generated, it is time to work out what the numbers are revealing, and use this information to improve the next message to be sent out.

To make sure that your email marketing efforts are continually improving, it's important to test your campaigns. The most common form of direct marketing testing is to conduct an A/B split test. This is a test that involves sending one version of your newsletter or SMS to a specified percentage of your database, while sending a modified version to the remainder of your database. Some factors to test include:

- Open and response rates across different subject lines, calls to action, and delivery times
- Optimal number of links in an email for clickthrough rates and conversions

- Different copy styles and copy lengths
- The effect of video on delivery rates, open rates, and conversions for email and MMS
- Balance of text and image ratio.

By monitoring the results of each send, you can determine which version yields the desired results. You can, for instance, test variations of your call to action to determine which is more effective in persuading subscribers to click through.

Examples of what to test:

- Subject lines (for email)
- Send times
- Best day to send
- Layout
- Text vs. button links
- Database segmentation
- Call to action
- Copy differences (for SMS).

Testing and monitoring your send statistics go hand in hand. It's important to analyse your results after sending to ensure you're implementing the most effective strategies for your database.

Useful KPIs include:

- Open rate
- Clickthrough rate
- Number of emails forwarded
- ROI
- Number of social shares
- Database growth
- Conversion rate (activity on your site generated by the email)
- Delivery or bounce rate.

16.6 TOOLS OF THE TRADE

There are many good ESPs available. MailChimp (mailchimp.com) is one example of an email service provider that can manage the email send for you from start to finish. It provides tracking, support, subscriber list management, and email templates.

More advanced ESPs that offer a range of message and campaign management facilities, as well as broader data management and delivery value, include Salesforce Marketing Cloud (salesforce.com), Hubbion (hubbion.com) and Oracle Responsys (oracle.com), which offer mobile and email solutions, among others.

All emails need to be tested for email client compatibility and any potential spam problems.

- For email client compatibility, as well as mobile rendering, you can test your email at litmus.com/email-testing or at putsmail.com
- An email's spam score can be checked at spamassassin.apache.org
- An email's reputation score can be checked at senderscore.org.

Once a message has been sent, results need to be analysed to pinpoint growth areas for the next campaign. Use your ESP's built-in analytics feature and correlate this with your Google Analytics data.

16.7 ADVANTAGES AND CHALLENGES

Permission-based direct marketing can give the highest return on investment of any marketing activity. Technology allows mass customisation, allowing personalisation across a large list of subscribers. When used to foster relationships with a customer base, direct marketing can go a long way towards increasing the lifetime value of that customer.

Direct marketing is highly measurable, and databases are able to be easily and thoroughly segmented. However, with the increasing numbers of companies and individuals using email and SMS marketing, many consumers are fatigued. It requires ingenuity, focus, and dedication to maintain a direct marketing database and consistently deliver useful quality messages that will be read.

16.8 CASE STUDY: GLOBALGIVING

GlobalGiving is a charity crowdfunding website that provides social entrepreneurs and non-profits the chance to raise money for community causes worldwide.



One-line summary

GlobalGiving website increased engagement by 10× using personalised email.

The problem

GlobalGiving was sending more than 3.5 million emails per year, but they were getting decreasing marginal returns from each send, finding it more and more difficult to catch the attention of donors due to email fatigue (Marketing Sherpa, 2016).

The solution

The brand decided to personalise and customise content and make sure it was getting to the right people.

Last day to get new monthly donations matched!

Dear Kevin,

A new month might have just begun, but your chance get a new monthly donation matched is ending today!

So what are you waiting for? Start a new monthly donation for your favorite nonprofit before midnight EDT, and **an anonymous donor will match your first month's donation.**

We consulted our project-recommending robots, and they think you'll like these six projects:



Improving lives of 1000 girls in Nairobi's slums

a project by **Vijana Amani Pamoja (VAP)**

KENYA | WOMEN AND GIRLS

Targeting girls aged 10 - 21 years old in Nairobi's slums, Mrembo unveils, restores and builds the inner beauty of girls through sport. The program addresses issues of sexuality, r...

[DONATE NOW](#)



Using the power of soccer to fight HIV/AIDS

a project by **Vijana Amani Pamoja (VAP)**

KENYA | SPORT

Providing HIV information to youth living in Majengo slums through a series of sports activities, drama plays and videos....

[DONATE NOW](#)

Figure 16.18 GlobalGiving personalised email

They worked with an ESP to make sure their emails were certified and created an entirely opt-in email list. Using tracking, they identified a handful of domains and sub-segments of donors that were reporting abnormally high spam rates, which they decided was due to regional differences – their campaigns worked well in the United States, but not in each of the 180 countries to which they were sending emails. For example, non-English-speaking countries reported higher spam rates. They suppressed these domains from their list and automatically unsubscribed anyone who reported an email as spam.

Next, they created a personalised recommendation email using a recommendation engine similar to Netflix. Rather than looking at watching habits, they looked at users' past giving habits. GlobalGiving used this information along with a matching offer and a time-bound appeal for users to donate by a certain deadline.

They followed this with constant A/B split testing to ensure that their recommendation engine was working. They also tested subject lines, content, appeals, and more.

The results

The team saw a tenfold increase in engagement from email:

- Their recommendation emails dramatically outperformed the emails that sent random projects to donors.
- When factoring in the donor's giving history, using projects they had supported in the past, they saw a 20% boost in engagement as well.

They also created a carefully set up email program focused on improving the brand's reputation in the long term.

16.9 CASE STUDY QUESTIONS

1. Which elements of GlobalGiving's email marketing constitute best practice?
2. What role did the database play in this example? Why was it so important?
3. Explain how personalisation played a role in the campaign.

16.10 THE BIGGER PICTURE

While direct marketing can operate as a stand-alone marketing campaign, integrating it with other channels, both online and offline, will serve to reinforce the brand's message and increase responses.

There should never be a disparity between the content, tone, or design of an email or SMS when compared to the rest of a company's offerings. In-store promotions can be reinforced and promoted to a direct marketing database, or website information can be summarised for email or SMS.

Custom landing pages, if required, should be created for any promotions being communicated by email. For the most part, marketing messages should aim to get the customer to the site; landing pages are therefore essential. They need to be optimised to close the call to action. The message gets the subscriber onto the page and the landing page gets them to sign up, buy, or engage. The idea is to create a flow between the two that brings the 'selling' process full circle, whether it's actually buying something or just reading through the content to engage them with the brand.

Direct marketing and social media work very well together for cross-channel promotion. Where email and SMS can create a one-on-one feel between a brand and an individual, social media can move that attention towards a sense of community and keep your consumer involved in a dialogue.

16.11 SUMMARY

Direct marketing can deliver the best ROI of any digital marketing tactic. It is:

- Highly targeted and customisable
- Cost effective
- Easy to set up, test, and track.

Gaining explicit permission to send marketing messages to a person is an essential prerequisite for successful direct marketing. Once you have this permission, all messages sent by an organisation and the individuals in that organisation can be seen as marketing opportunities.

Successful direct marketing requires careful planning and testing. HTML emails need to be tested across a range of email clients and should be tested for a spam score before being deployed. All messages sent to a list of subscribers need to provide an easy and accessible unsubscribe option. Make sure you adhere to your local regulations for direct marketing.

16.12 CHAPTER QUESTIONS

1. What is meant by 'mass customisation' and why is this so beneficial?
2. What are the key differences between direct marketing by email or SMS and direct marketing by post?
3. Why is it important for permission to be gained before marketing by email or mobile to a prospect?
4. Emails that are expected and recognised are more likely to be read. How can a marketer use this knowledge to increase the readership of emails?

16.13 FURTHER READING

www.destinationcrm.com/Categories/Marketing-Automation_257.aspx – Browse their vast selection of articles for more information on the relationship between CRM and marketing.

www.redeye.com/resources/author/andy-gilhooley/ – More blogs and articles about marketing automation.

16.14 REFERENCES

- Biedert, R., Dengel, A., Buscher, G., Vartan, A., 2012. Reading and Estimating Gaze on Smart Phones. [Online]
Available at: gbuscher.com/publications/BiedertDengel12_gazeOnPhones.pdf
[Accessed 10 May 2022]
- Brisson, C., 2016. 13 Ways To Drive Last minute Sales With SMD Reminders. [Online]
Available at: calloop.com/blog/13-ways-to-drive-last-minute-sales-with-sms-reminders
[Accessed 22 May 2022]
- Eckerle, C., 2016. Email Marketing: Charity Crowdfunding Website Sees 10x Increase in Engagement from Personalized Email. Marketing Sherpa. [Online]
Available at: www.marketingsherpa.com/article/case-study/globalgiving-personalized-email
[Accessed 10 May 2022]
- Hassall, I., 2021. When Is The Best Time to Send an SMS? smsglobal. [Online]
Available at: thehub.smsglobal.com/best-time-to-send-an-sms
[Accessed 10 May 2022]
- HubSpot, (n.d.) Database Decay Simulation. [Online]
Available at: www.hubspot.com/database-decay
[Accessed 10 May 2022]
- HubSpot, (2016) Create and Send Marketing Emails in the Classic Editor [Online]
Available at: knowledge.hubspot.com/articles/kcs_article/email/hubspot-email-tool-best-practices
[Accessed 7 November 2016]
- Johnson, J., 2022. Spam: Share of Global Email Traffic 2014–2021. Statista. [Online]
Available at: www.statista.com/statistics/420391/spam-email-traffic-share
[Accessed 10 May 2022]
- Kemp, S., 2022. Digital 2022: Global overview report [Online]
Available at: datareportal.com/reports/digital-2022-global-overview-report
[Accessed 22 May 2022]
- Mahajan, V., 2016. How Unilever Reaches Rural Consumers in Emerging Markets. [Online]
Available at: hbr.org/2016/12/how-unilever-reaches-rural-consumers-in-emerging-markets
[Accessed 22 May 2022]
- Pernice, K., 2017. F-Shaped Pattern of Reading on the Web: Misunderstood, But Still Relevant (Even on Mobile). Nielsen Norman Group. [Online]
Available at: www.nngroup.com/articles/f-shaped-pattern-reading-web-content
[Accessed 31 October 2016]
- Rinaldi, J., 2022. 30 Eye-Opening User Experience Stats [Infographic] [Online]
Available at: www.impactplus.com/blog/user-experience-stats-infographic
[Accessed 22 May 2022]
- Tatango, 2016. SMS Marketing Statistics: 43% of Responses - 15Min [Online]
Available at: www.tatango.com/blog/sms-marketing-statistics-43-of-sms-responses-within-15-minutes
[Accessed 10 May 2022]
- Van Rijn, J., 2022 updated. The ultimate mobile email overview. [Online]
Available at: www.emailmonday.com/mobile-email-usage-statistics/
[Accessed 10 May 2022]

16.15 FIGURE ACKNOWLEDGEMENTS

Figure 16.1: Mr Price Sport, promotional email from March, 2022

Figure 16.2: Amazon, email, 2022

Figure 16.3: Promotional email form Babylonstoren, 2022

Figure 16.4 – Figure 16.11: Screenshots, 2017


Figure 16.12: Nielsen Norman Group, 2006 www.nngroup.com/articles/f-shaped-pattern-reading-web-content/

Figure 16.13: Write Clearly, 2016

Figure 16.14 – Figure 16.17: Screenshots, 2016

Figure 16.18: Marketing Sherpa, 2016

GlobalGiving logo: globalgiving.org



ADVERTISING

INTRODUCTION TO ADVERTISING

Digital tools can be powerful for advertising. It is now time to put your knowledge to practice. In this part, **Advertising**, the focus is on social media advertising. You are now targeting specific customers; meaning that you are not flinging mud and hoping some of it will stick. Your money is going where it needs to in order to push content, drive traffic to your website, and increase reach and engagement.

Chapter 17: Social media advertising focuses on how to use social media, the skills and knowledge you need to implement your strategy on various social media platforms. You will be introduced to the guidelines for proper effectiveness, available targeting options, and how to measure the effectiveness of your social media advertising.

In **Chapter 18: Search advertising** you will put your SEO skills to work and learn how to put together a search ad, and how to bid on key phrases. You will see that it is not enough to just get clicks on an ad; you want your users to take an action once they get there.

Digital advertising is all about increasing sales, improving brand awareness, and retaining customers. You know that images need to be compelling and fit the medium.

In **Chapter 19: Online and display advertising** the focal point is on the various ad formats, pay models, and ad types. Digital advertising has become more important than ever with the quantum leap of digital adoption as a result of the COVID-19 pandemic. Even though you have online marketing tactics, such as animations, games, video, and images at your disposal, be aware that consumers can suffer from advertising fatigue. Make sure your ads inform, persuade, and ultimately, convert users.

17

SOCIAL MEDIA ADVERTISING

In this chapter, you will learn:

- How to use social media advertising as part of your complete paid, earned, and owned strategy
- How to create and place effective social media ads for various platforms
- How to use the available targeting options to reach consumers at the right time and in the right place
- How to approach measuring the effectiveness of social media advertising.

17.1 INTRODUCTION

Social media first became a choice for marketers in 2005, when Facebook launched its first advertising option. The medium has advanced in giant strides since then, offering a reasonably low-cost ad option to marketers and reaching a wide audience as long as the ads are engaging enough.

Social media ads can be recognised by labels such as 'suggested post' or 'promoted pin,' depending on the platform. The ad formats available are continuously evolving, which means that marketers need to keep up with what's available to them; there are ever-increasing opportunities to reach their consumers on a platform and in a format that suits them.

17.2 KEY TERMS AND CONCEPTS

Table 17.1

Term	Description
Ad types	The kind of ads you can create on social media, such as Twitter Cards, Facebook sponsored posts, or Lenses or Geofilters on Snapchat.
Demographics	Statistical information about a particular population, such as age, gender, language, or location.
Hashtags	A word preceded by a hash, such as #nofilter, used to help users find posts related to their interests.
Key performance indicator	Important metrics that can be measured to indicate success.
Objectives	What you want to achieve from a marketing effort.
Payment models	The various ways available to pay for ads online, such as cost per click (CPC), cost per engagement (CPE), and cost per mille, meaning cost per thousand views (CPM).
Platform	A single social media network, such as Facebook, Instagram, or WeChat.
Promoted content	Posts that extends its reach via paid-for advertising/promotion.
Social media ROI	The return on investment on social media. Though difficult and not straightforward to measure, it is important to track.
Targeting options	The options available to make sure that ads reach the right users at the right time.

17.3 UNDERSTANDING SOCIAL MEDIA ADVERTISING

Social media advertising should be considered as part of an overall social media effort. While brands can start a Facebook page and share engaging posts, those posts would be seen only by a fraction of the possible audience, even if they have already liked your page. It is necessary to pay to promote your posts to ensure that you reach a much larger percentage of your target audience.

Social media advertising is a form of online advertising that takes place on social media networks. Many platforms offer extraordinarily detailed targeting options that match users whom advertisers have identified as belonging to specific purchasing groups, making it a great way to reach exactly the right group of users with your ads.

While more traditional forms of advertising are arguably somewhat inefficient, the targeting offered by social media platforms make it stand out even from other forms of online advertising, such as search or display ads. Social media platforms also tend to have higher clickthrough and engagement rates at a lower cost (Hootsuite, 2015).

While it is possible to use social media advertising without considering any other aspect of your digital marketing strategy, it should be considered holistically. **Chapter 14: Social media strategy** discusses how social media in general can fit into other channels. Social media advertising can be used to:

- Draw attention to products and drive sales
- Drive traffic to websites and other online properties
- Encourage foot traffic
- Encourage other activities offline.

Social media, used well, should be an essential part of any paid media campaign, when one considers the targeting options and access to consumers it offers.

17.4 CORE PRINCIPLES

Social media consists of a vast number of different platforms, most of which have different rules for what will and will not work well as an advertisement. There are, however, some general principles that govern social media advertising as a whole.

17.4.1 General guidelines

First, remember that 85% of social media time takes place on mobile devices (Backlinko, 2021). This means that any ad you create for social media is highly likely to be viewed on mobile, so you need to make sure that it will display well on that device. Test your posts on mobile devices before you pay to promote them. Consider:

- Images should be clear and convey meaning even when small
- Text should be brief enough to minimise the need for scrolling

- The point of the ad should come across immediately with a clear CTA
- Any links in the ad should lead to mobile-optimised landing pages.

Second, most content on social media is user-generated, so if you're creating paid ads, you need to match the rules of the platform you're on and generate content that fits what users of that platform will expect. Make sure you understand the platform before you start advertising on it.



Figure 17.1 Netflix's Twitter account matches the tongue-in-cheek and playful tone preferred by Twitter users



Figure 17.2 Catching feels: A Tweet to encourage audience engagement using a fun play on words



Figure 17.3 For the love of memes! Using playful language and memes to build a relationship with their audience



Figure 17.4 Witty interplay with their audience



Figure 17.5 Netflix's Facebook ad – note how good this would look on mobile!



Figure 17.6 Amazon's Twitter

While promoted ads aren't the same thing as responding to customers, the same principle applies: fit your tone and content to the platform. On Facebook a more neutral, but still brand-relevant tone is best since their audience is broad and reading that audience can be difficult. On other platforms, because you can see more about the users you are speaking to, it can be easier to adapt your tone to them. Remember that your tone should also be informed by your brand identity and overarching strategy.

Third, use your regular, unpaid posts to test out your paid ads. Make sure that you use effective social media copy in every post. Keep your copy short and to the point, with a clear call to action that tells the reader exactly what to do next, and give them a reason to click or carry out the CTA. Then, track which posts are being liked, shared, or commented on – those should be your first choice for paid promotion. The feedback you get on posts is often near-instantaneous, which allows you to respond quickly to whichever posts are doing well and which are doing badly. Facebook Ads Manager can help you do A/B testing by putting equal funds behind two different posts. The one that gets a better initial response gets the rest of the funds.

Fourth, rotate ads often. Social media users expect fresh content; they should not be seeing the same ad multiple times over multiple days, so rotate ads every three to five days (Hootsuite, 2016). The general rule is that a user should see an ad a maximum of four times.

17.4.2 Payment models

The various payment models are explained in greater depth in **Chapter 19: Online and display advertising**.

The most likely payment models you will encounter on social media include:

- CPC (cost per click, pay only when the ad is clicked on)
- CPE (cost per engagement, pay only for demonstrated engagement with the ad)
- CPM (cost per thousand impressions)
- oCPM (optimised cost per mille, Facebook's flexible ad bid type, where bids can be adjusted based on the goals the advertiser hopes to achieve).

NOTE

Read more about payment models at this site: www.digitalagent.com/pricing-models-digital-advertisements/.

NOTE

You can learn more about Facebook's oCPM bidding here: www.facebook.com/business/help/494633817315490.

Other payment models will be encountered on other platforms. For example, depending on the goal of the ad campaign, Pinterest uses a CPM or optimised CPC payment model. A lot of specialised paid media on Twitter is done via third parties like Ad Dynamo and can require high budgets and one-off costs rather than being cost per view or engagement.

17.4.3 Platforms

One of the core principles to keep in mind when choosing a social media platform on which to advertise is that you need to go where your audience is. You will find different audiences and communities on different platforms. Even if one person is on multiple social media platforms, they perform vastly different activities on each of them. Be sure to choose a platform that fits your needs as a business as well.

Let's take a look at a few of the most popular platforms to see what they can offer and why you might want to focus your attention on them. As you read, keep in mind that for most networks, the number of older users is increasing which can lead to changes in the behaviour of younger users on the platform or even drive them off entirely.

NOTE Learn more about popular platforms in **Chapter 13: Social media.**

Facebook

What they offer: Facebook offers a wide array of targeting options and the biggest social media audience in the world, with roughly 2.89 billion users as of the second quarter of 2021 (Statista, 2021).

Ad formats are based on desired objectives, which we will discuss in the next section. Their pricing can vary significantly based on a number of factors, but their ad platform is fairly intuitive, and Facebook Analytics gives you a lot of information you can use to optimise ad performance.

You will have access to Facebook Ads Manager, which allows you to manage campaigns, ad sets, and individual ads. This is also available as an app.

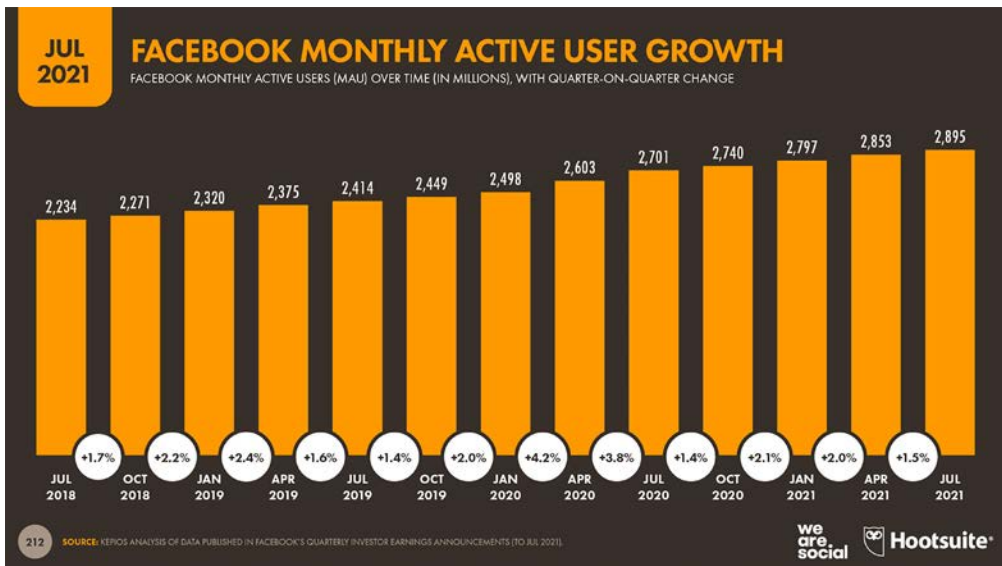


Figure 17.7 Facebook user growth from July 2019 to July 2021

Who uses it: Worldwide, of the 2,98 billion Facebook users, 44% of female-identified and 56% of male-identified users are active on Facebook. The demographics are skewed toward the youth market, with 23% of active users aged 18 to 24 and 31% aged 25 to 34. 62% of users have some form of higher education (Statista, 2021).

Best suited to: Hootsuite statistics indicate that two thirds of Facebook users visit the Facebook page of a local business. Every business should have a Facebook page, as it is the bare minimum of what users expect. Your business should be on Facebook even if it is just listed with an address, website, and other basic details. Whether a business should use paid advertising to promote posts depends on what it wants to achieve, but if you plan to use social media advertising at all, you should consider starting on Facebook. To find out more about Facebook marketing, visit the Hootsuite website: blog.hootsuite.com/facebook-marketing-tips.

Instagram

What they offer: Instagram offers photo, video, and carousel ads in a number of formats. Instagram also offers an omnichannel, integrated shopping experience. The newest feature, Instagram Shoppable, enables purchases to be made directly on the platform. Because it is owned by Facebook, it has many of the same features, including analytics (through Facebook Ads Manager), good targeting options, and various objectives to drive campaigns. Instagram stories is also a powerful feature, which is mentioned in **Chapter 13: Social media**. Instagram is potentially the best platform at the moment to work with influencers. It has a very tight community culture with a focus on quality, unique content, and creativity.

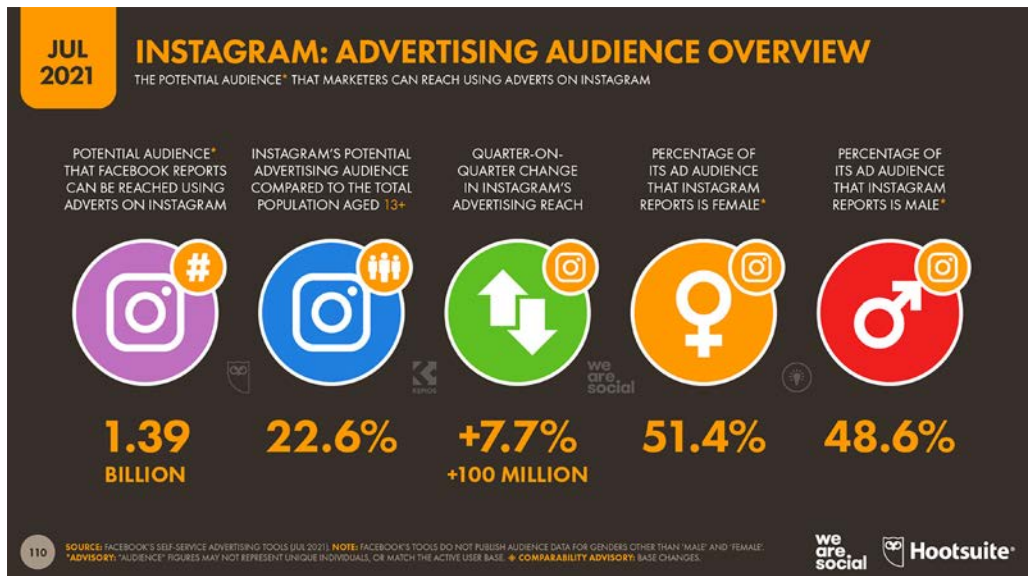


Figure 17.8 Instagram user audience overview

Who uses it: Globally, 51% of female-identified and 49% of male-identified Instagram users are active on the platform. Of its 1.386 billion users, 180 million reside in India and 110 in the

United States. Closely following are users from Brazil and Indonesia, respectively. The important thing to note for Instagram is age. As of July 2021, 62% of active Instagram users were between 18 and 34, compared to only 6% above 55 (Statista, 2021).

Best suited to: In theory, any business can use Instagram. The key attraction for Instagram is visually attractive pictures and videos. Businesses that lend themselves to visuals like this, such as food, decoration, or travel-related brands, will have an advantage, but any business that wants to capture that all-important 18–34-year-old demographic should be active here.

NOTE Using Instagram reels for user-generated content is a viable marketing strategy. Explore this in greater detail in **Chapter 10: Planning your content.**

Twitter

What they offer: Twitter offers ad campaigns based on objectives, much like Facebook and Instagram, and the kind of targeting you would expect from a major social media platform. Many marketers point out that advertising on Twitter is a problem because the ads are expensive, the targeting is not as good as Facebook’s, and user growth has stalled. However, pay-per-click (PPC) on Twitter can be cheaper than other options.

NOTE Read more about payment models, such as PPC, in **Chapter 19: Online and display advertising** and **Chapter 18: Search advertising.**

Followers earned from a Twitter campaign tend to be fairly qualified prospects. They will have been chosen to see your tweets based on how well they fit your targeting profile, and they then choose to follow you based on how well your tweet speaks to their needs.

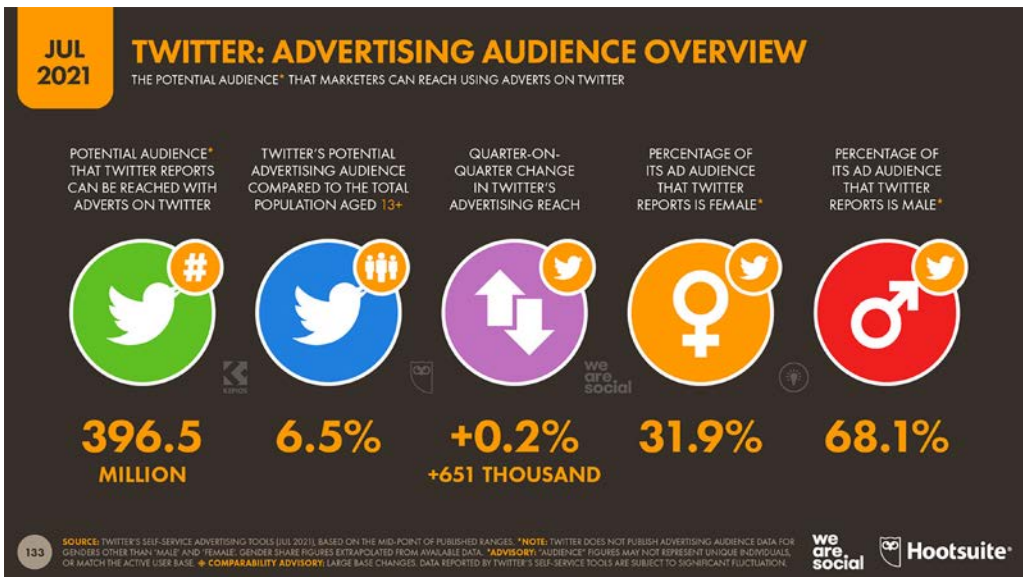


Figure 17.9 Twitter audience overview

Who uses it: Twitter's users are also skewed towards the youth market: 55% of adults aged 18 to 34, but only 17% of adults over 50, use this platform. At 68%, it also has a significantly higher adoption rate from male-identified users. At 73%, the highest proportion of Twitter users originate from the United States. 55% of Twitter users are from Japan, where Twitter ranks as the top social media platform. Closely following are users from India, United Kingdom, and Brazil respectively (Statista, 2021).

Best suited to: Twitter is suited to any business that wants to reach an audience like the one described. Twitter audiences are used to instant gratification, Twitter feuds (check out the hashtag #cuteanimaltweetoff for a good example of this), and snappy comebacks. Twitter is a highly politicised space, so any slip-ups or faux pas on the part of your brand will be quickly picked up.

LinkedIn

What they offer: Most social media sites offer good targeting options, but in keeping with its position as a social network for business professionals, LinkedIn's targeting options involve someone's professional abilities. It also tends to convert well on gated content that requires users to enter an email address or other information to download something.

Who uses it: Global user reports indicate that 57% male-identified and 43% female-identified LinkedIn users are active on the platform. The highest engagement from a user-group is those aged 25 to 34. With those below and above this bracket having similar adoption rates, as indicated in the breakdown below (Statista, 2021):

- 19.6% of adults 18–24
- 59.9% of adults 25–34
- 17.5% of adults 35–54
- 2.9% of adults over 55.

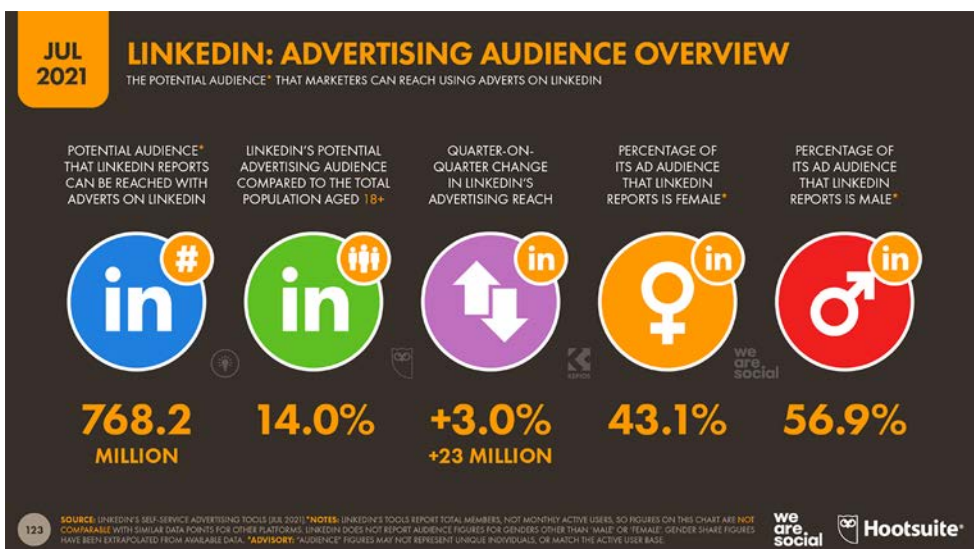


Figure 17.10 LinkedIn audience overview

LinkedIn gained more users over the global Covid 19 pandemic. At the start of 2020, it had 700 million users. In the first quarter of 2021, it increased to 722 million and it spread to over 200 countries. LinkedIn reports indicate that of the 722 million, 690 million are professionals and 3 million are MBA degree holders. It also has a high proportion of decision makers, so it is a viable option for B2B marketing.

On the LinkedIn press page, you can see a map of all their users (LinkedIn, 2021).

722 million members in 200 countries and regions worldwide

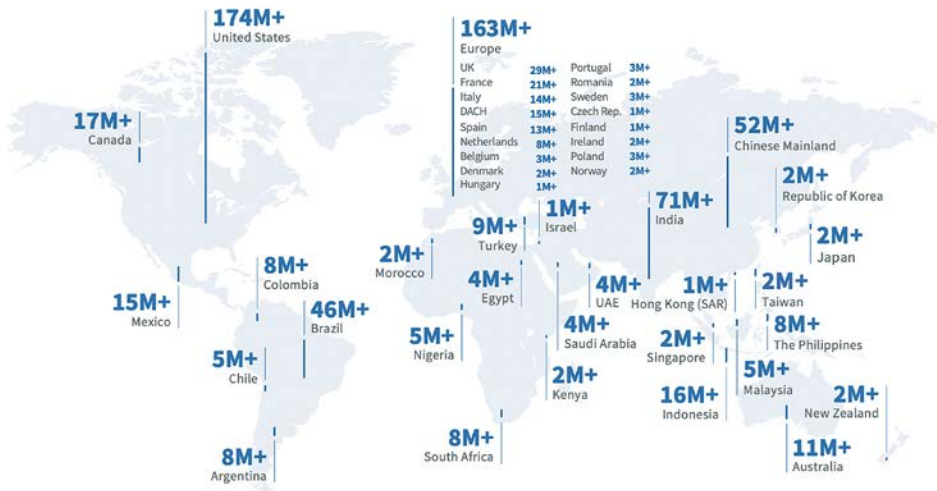


Figure 17.11 LinkedIn's user locations

Best suited to: B2B marketers who want to target business professionals, as well as companies that hire a lot of people, should start with LinkedIn.

Pinterest

What they offer: Pinterest doesn't offer as many targeting options as some other social media platforms, but it still has basic location, device, gender, and language targeting. Users often visit Pinterest specifically to gather information about and plan potential purchases, and those who view ads on Pinterest tend to have greater awareness and purchase intent than those who don't.

Who uses it: Pinterest is a great platform for targeting women. Of users on Pinterest, 71% identify as women and 15% identify as men, with the remainder unspecified. At 89.9 million users, the United States has a significantly high adoption rate. Brazil has 27.5 million users, followed by Mexico (14.5 million), and Germany (14.1 million). It is again skewed toward the younger market, with 57% of adults between 18–34 using it, dropping steadily as age increases. Only 4% of adults aged 65+ use the platform (Statista, 2021).

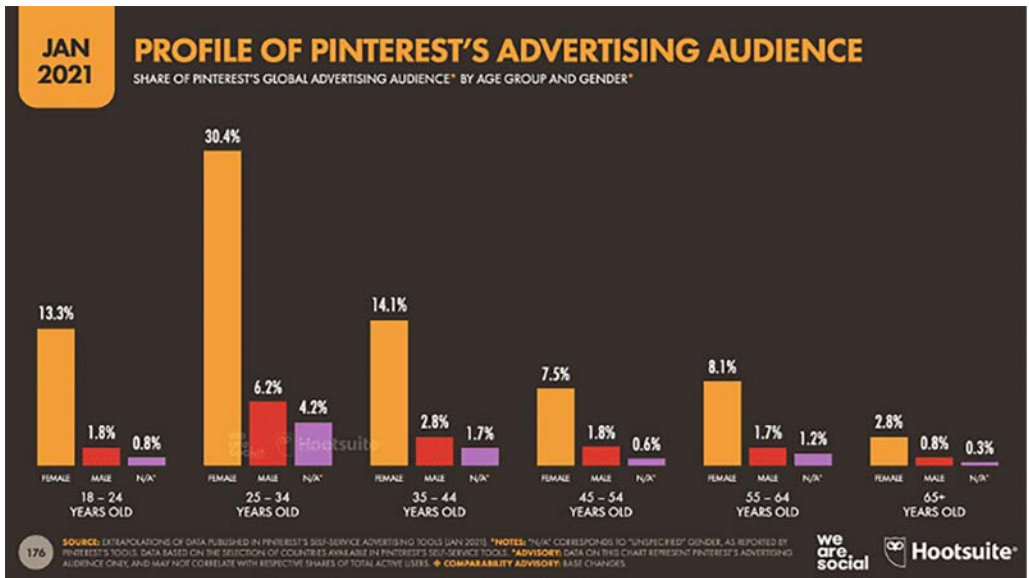


Figure 17.12 Pinterest user demographics demonstrating the skew towards young users

Best suited to: Retailers tend to make the most use of this platform, though other businesses can create successful accounts as well. The key is to create beautiful, useful boards that people want to look at, and to use advertising to capitalise on that.

Snapchat

What they offer: Snapchat has come a long way since its origin as a niche platform mostly used by teenagers. It still has a lot of pull with young demographics, and it encourages real-time content creation and consumption, with users paying more attention to content. Facebook, Instagram, and WhatsApp have been fairly blatant about stealing Snapchat's features, including Stories and Filters, which could mean a drop-off in users over time. However, Snapchat is fighting back with new offerings, such as Lenses and Virtual Reality Try-ons.

NOTE

To find out more about VR try-ons, visit the SnapChat Business Guide: forbusiness.snapchat.com/inspiration/clearly-used-snapchats-to-drive-a-purchase-lift-with-virtual-try-on.

Who uses it: As of July 2021, Snapchat has 293 million active daily users and up to 513.9 active monthly users. Globally, 56% of its users identify as female and 43% as male. It has the highest adoption rate in the United States (105.3 million) and India (99.8 million). France (23.3 million) and the United Kingdom (19.8) follow respectively. When looking at the age of users, the numbers are closely spread. At 22%, the highest active use is from those aged 25 to 34. Closely following this are users aged 13 to 17, who account for 21%, and users aged 18 to 20, who account for 20% of the user profile (Statista, 2021).

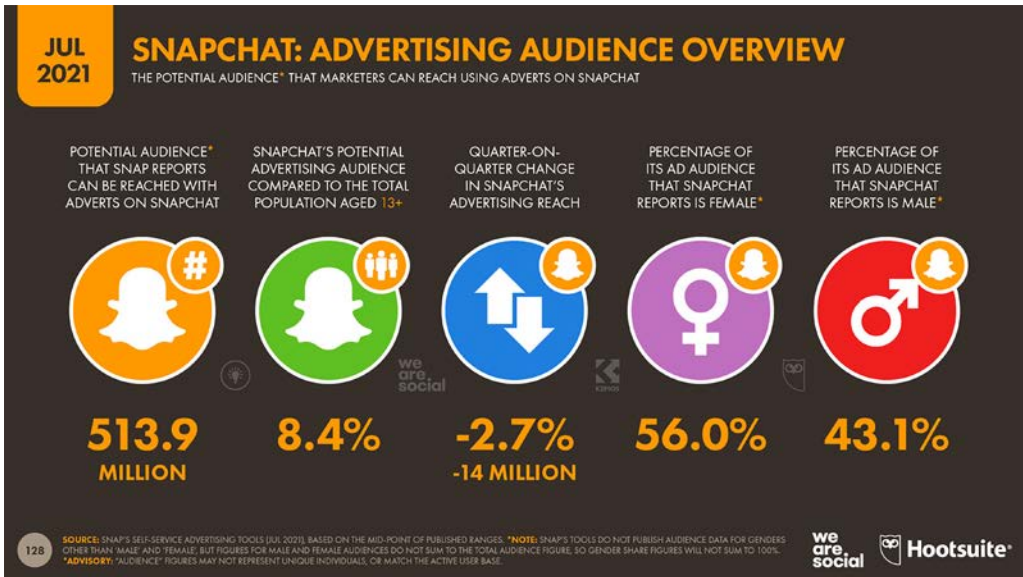


Figure 17.13 Some Snapchat user statistics

Best suited to: Snapchat has fewer options for small businesses than most other social media platforms simply because their options are expensive. Prices have come down, however, with cheapest option, the Sponsored Local Geofilters ad, coming in at as little as US \$5. This means that, while the bigger options are still only available to large businesses, other options are available to almost anyone. This means that Snapchat is suited to any business that wants to find a particularly young audience.

YELP

What they offer: Yelp is a review site that helps users select a business that suits their needs. There are many sites similar to Yelp, so keep in mind that you may want to choose a different option that is more active in your area. Tracking leads generated by Yelp can be difficult, but it does provide some metrics, like page views and ad clicks. With users relying more and more on reviews and review sites when choosing where to buy, platforms like Yelp are increasingly attractive.

Who uses it: Yelp's demographic profile shows that it has an even spread from male and female users. 53% of Yelpers are women, showing only a slight preference of over men (47%). Yelp has an equal adoption rate in rural and urban areas, and its most popular users are aged 25 to 34. Most remarkably, 43% of the demographic come from high-income households. In general, a Yelp user is more likely to try an innovative product and, whilst 54% are more open to direct advertising in exchange for free content, 46% of Yelpers expressed annoyance from receiving direct ads (Statista, 2021).

Best suited to: Yelp works best for location-based businesses. That said, many advertisers argue that advertising on Yelp may not be worth the money compared to a free profile, so weigh your options carefully.

3 Yelp Statistics You Must Know

FinancesOnline
REVIEWS FOR BUSINESS

1 Yelps Users as Top Drivers of Brands Online

Source: Statista



2 Yelp User Activity Profile

Source: Statista



3 Top Topics Discussed by Yelpers Online

Source: Statista



Figure 17.14 An overview of Yelp statistics from Finances Online

17.5 IMPLEMENTING SOCIAL MEDIA ADVERTISING

Each platform has its own objectives, ad types, and targeting options. In this section, we will examine a few of the most popular ones.

NOTE

Remember to keep your goals SMART. Refer back to **Part One: Planning** to revise these goals!

17.5.1 Facebook

We have already looked at what kind of audience can be found on Facebook and the broad strokes of what they offer.

Objectives

Facebook offers several paid-for advertising solutions based on the action the advertiser wants the audience to take and the purpose of the ads. The core objectives are awareness, consideration, or conversions, which Facebook has broken down further into more specific objectives on which you can base your ad creation:

- **Awareness:** The awareness objective is used when you want to show your ad to the largest number of people who are most likely to remember and resonate with your ad. This objective is normally used if your business or brand is new.
- **Traffic:** The traffic objective is used when you want your audience to visit a specific destination. The destination is usually your website, but it could also be your Facebook profile. This objective is often used for special offers or sales promotions, for example.
- **Engagement:** The engagement objective is designed to get people to interact with your content, such as liking, commenting, sharing your posts, or watching your videos.
- **Leads:** These objectives are designed to collect leads for your business through, for example, messaging, phone calls or signups to monthly newsletters.
- **App promotion:** App promotion is designed to promote your app to people who are likely to be interested in it. It is measured by the number of app installs.
- **Sales:** The sales objective is designed to drive sales of your products or services. It helps you to reach the people most likely to make a purchase from your website.

Ad types

Once you have chosen an objective, Facebook offers a set number of ad formats to choose from that will help you meet that objective. Those formats are:

- Photo
- Video
- Stories
- Messenger
- Carousel
- Slideshow
- Collection (with an Instant Experience feature)
- Playables.

NOTE

To explore Facebook formats further, visit their Business Ads page here: www.facebook.com/business/ads/ad-formats.

The figure displays three Facebook ad examples. The top two ads are for Jasper's Market, promoting a 'Fig Tart with Almonds' recipe. The bottom ad is for Jasper's Market, announcing a new downtown location, featuring a basket of fresh vegetables and a desert scene. A 'Suggested App' for 'Captain Cat Cuddles Adventures' is also visible.

Figure 17.15 Facebook ad examples for mobile and desktop feeds

These ads have several options for placement in your users' feed. They can appear RHS (right hand side) desktop, in the news feed on desktop, or in the news feed on mobile. Because Facebook owns Instagram, you also have the option of showing certain ad types there. The vast majority of Facebook's revenue comes from mobile, so they are very focused on a good mobile experience for their users. Find out more about their ads here: [facebook.com/business/ads-guide?tab0=Mobile%20News%20Feed](https://www.facebook.com/business/ads-guide?tab0=Mobile%20News%20Feed).

Facebook Desktop and Mobile

Instagram Mobile



Figure 17.16 Facebook ad placement options

Targeting options

Once you have chosen an objective and ad type, you will need to look at Facebook’s targeting options, which gather user data from Instagram and WhatsApp as well. They offer three audience options to choose from:

NOTE Facebook advertising information can be found at: www.facebook.com/business/products/ads.

1. **Core audiences:** You select your audience manually based on demographics like age and location.
2. **Custom audiences:** You upload a contact list to connect with customers on Facebook.
3. **Lookalike audiences:** You use customer information to find people similar to them on Facebook.



Core Audiences

Select your audience manually based on characteristics, such as age and location.



Custom Audiences

Upload your contact list to connect with your customers on Facebook.



Lookalike Audiences

Use your customer information to find people similar to them on Facebook.

Figure 17.17 Facebook audience options

Core audiences

This is a manual selection which allows many detailed targeting options:

- **Location:** Where the users are located, city, region, etc. Allows exclusion of locations.
- **Demographics:** Age, gender, languages, relationship status, type of work, education, and more.
- **Interests:** Interests, hobbies, and Pages they like on Facebook.
- **Behaviours:** Activities users do on or off Facebook that give information on which device they use, their purchase behaviours or intent, and travel preferences.
- **Connections:** Offers the option to include or exclude users who meet at least one parameter (not all of them). This can include whether people have a connection to you on Facebook (or have friends who do).

For a full list of Facebook targeting options, look at this infographic: i.marketingprofs.com/assets/images/daily-chirp/170213-infographic-complete-guide-to-facebook-ad-targeting-full.jpg.

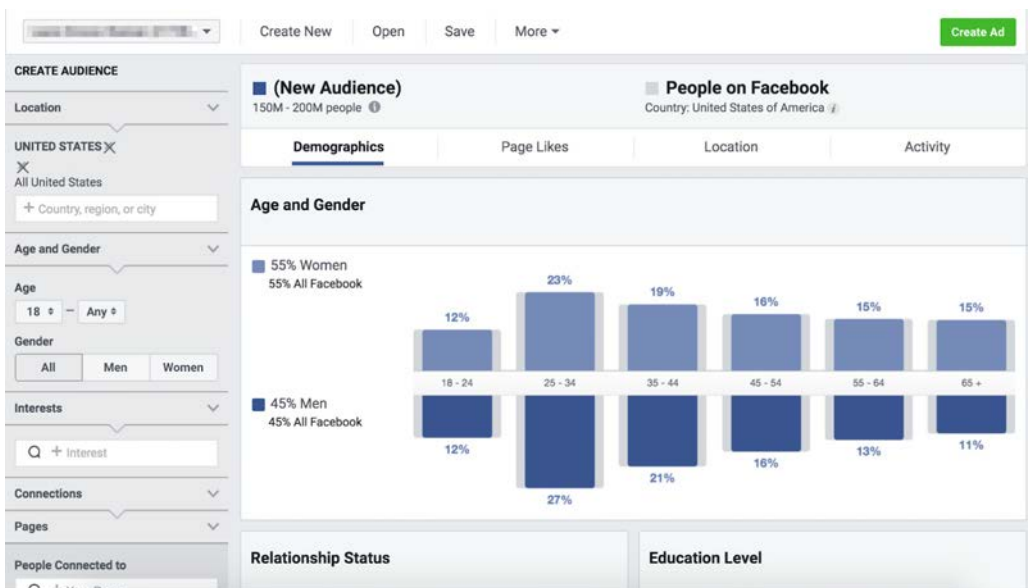


Figure 17.18 A defined audience on Facebook

If you select multiple options from within an ad targeting category, you'll reach users who meet any of the options you've selected. For example, if you choose multiple Locations like the United States and Canada, you'll target anyone who lives in either the United States OR Canada, not both.

Another example might be choosing multiple options from the Interests targeting category. If you choose interests like Golf and Tennis, you'll target anyone who likes golf OR tennis, not just users who like both golf and tennis.

Keep in mind that it's not possible to target ad sets only to the users who fall into all of the selected categories.

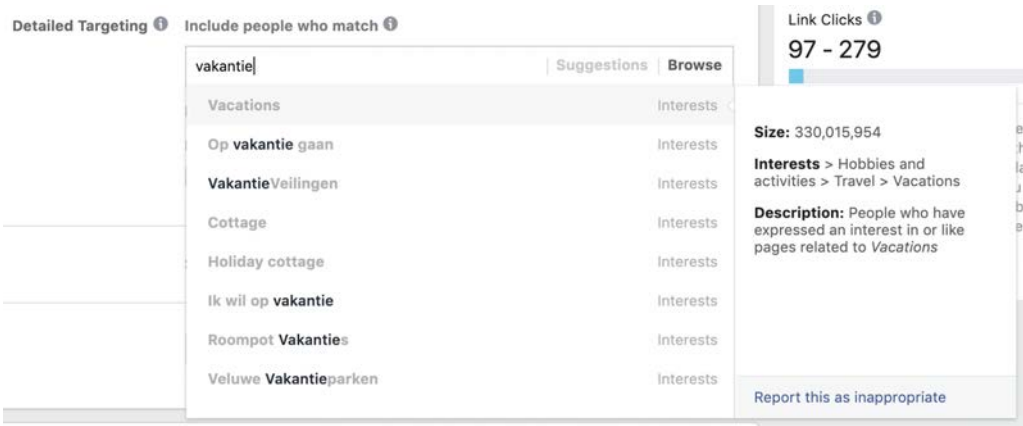


Figure 17.19 Interests targeting on Facebook

Custom audiences

This kind of selection has several benefits, including:

- Powerful exact targeting
- No wastage
- Cap bidding and frequency
- Encrypted and secure data.

Using these selectors, you can create a list of who you want to reach using their email addresses. Facebook matches the email addresses and allows exact targeting of those users through their ads. Custom audiences are extremely powerful; if you have users' email addresses, you can target individuals. This is useful for any brand that make use of newsletters or gathers email addresses elsewhere.

Lookalike audiences

Lookalike audiences is useful because it helps you find a similar audience to your existing fans and gives more accurate targeting. This makes it easy to find more users on Facebook who are like the people you know. You can build a lookalike audience based on:

- People who like your Page
- Custom audiences that you've created with emails, phone numbers, or website or app data.

It's an effective way to reach even more potential customers, because you can target your lookalike audience with the adverts you create. Think of Facebook as a 'sophisticated audience matchmaker. You tell Facebook what you like in a customer, and Facebook delivers a new audience segment filled with prospects that meet your criteria' (Sehl, 2019).

The Facebook Pixel

The Pixel is a piece of code you can build into your website to help you track user actions and remarket to them on Facebook. Your conversions can be tracked across mobile phones, tablets, and desktops. Additionally you can optimise your bids for website conversions and ensure that your ads will be shown only to the users most likely to convert. Furthermore you can remarket to or reach users on Facebook who have visited your website. You can learn more about the Pixel and get started with it here: facebook.com/business/learn/facebook-ads-pixel.

Advertising tips

As you dip your toes into Facebook advertising, remember:

- Ads can be unpublished posts targeted at a specific audience
- Multiple ads can run at the same time
- Targeting should not be too granular, unless the audience is highly qualified
- With awareness-based advertising, keep your reach and frequency as high as possible
- Check your ads in Facebook's Ads Manager (or, for more advanced advertisers with multiple campaigns and ad sets, the Power Editor).

NOTE

Facebook will suggest a bid to help make sure that your ad will reach a significant portion of your audience.

NOTE

You can do Facebook's own training course, Facebook Blueprint, for free to learn every aspect of its offering: www.facebook.com/business.

17.5.2 Instagram

Instagram is a very large mobile platform with an engaged mobile audience, making it a good option for some businesses.

Objectives

The ad objectives that Instagram offers are the same as Facebook (as both of these platforms are connected under their parent company, Meta). As a reminder, these objectives are:

- **Awareness:** You want to show your ad to the largest number of people who are most likely to remember and resonate with your ad.
- **Traffic:** You want your audience to visit a specific destination, such as your website or Instagram shop.
- **Engagement:** You want to get people to interact with your content, such as liking, commenting, sharing your posts, or watching your videos.
- **Leads:** You want to collect leads for your business.
- **App Promotion:** You want to promote your app to people who are likely to be interested in it.
- **Sales:** You want to drive sales of your products or services by reaching the people most likely to make a purchase from your website.

Ad types

Not every ad type is available for every objective. Once you choose an objective, you will be shown the ad types you can use. The ad types offered by Instagram are:

- **Image ads:** A high-quality, single image ad.
- **Stories ad:** A video or full-screen ad that is displayed in the user's feed. This ad type comes with additional features like filters, polls, text, GIFs, and interactive stickers.
- **Video ads:** These can be short videos of up to 120 seconds.
- **Carousel ads:** Brands can use up to 10 images or videos to display a product line or develop their brand story. Users swipe horizontally to explore the next image or video.
- **Collection ads:** Is a blend of the features of a shopping ad with the display functionality of a carousel ad. Much like a product catalogue, brands can display the product line (in carousel format) and users can make purchases directly from the catalogue.
- **Explore ads:** This option is for better ad placement. Brands can select a text or video ad that is then placed under the 'Explore' tab on Instagram – where users search for content based on interest, curiosity, and preference.
- **Instagram shop:** These ads, often affectionately referred to as shoppables, enable a user to make an in-app purchase of the product on Instagram. The Instagram ad displays the product tag. For businesses in the United States, ads have product tags and a checkout feature.
- **Reels ads:** As of June 2021, Instagram launched Reels ads. Much like Instagram Stories, these short-form videos feature in between Reels. These ads will display vertically in the users feed, unlike most of traditional formats that display horizontally.

Did you know that 40% of users consume social media with the sound off? It is important to design your ads for sound-off consumption, and to use sound to delight users who do have the sound on. Use visual elements to tell your story, add captions for any voiceover or scripted audio, and use text overlay to deliver you key message without sound.

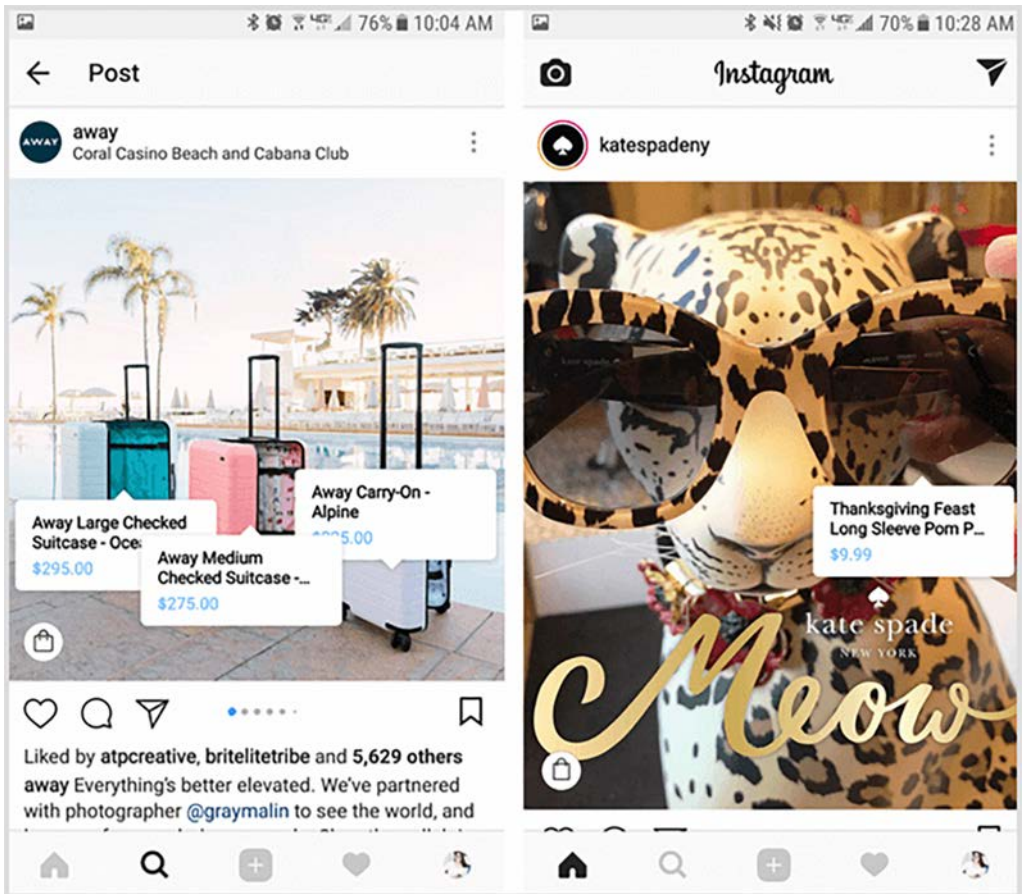


Figure 17.20 An image of an Instagram with product tags

Targeting options

Instagram has many of the same targeting options as Facebook. They include:

- Custom audiences (target audiences of users you already know, which include lookalike audiences)
- Location, age, gender, language targeting
- Detailed targeting (include or exclude users based on demographics, interests, and/or behaviours)
- Connections (include or exclude users based on connections to your page, apps, or events).

You can also save an audience to use it for future ad sets.

Advertising tips

- Remember, Instagram shares targeting options with Facebook so make use of them, but don't go too granular.

- Don't make your post look like an ad. It should be visually arresting and enjoyable first, advertising second. It should blend in with organic content rather than stand out as an ad.
- Include a hashtag so that users can find your posts/ads more easily. Bigger brands can create their own hashtags.
- Try to tell a brand story and think carefully about how details will affect what audiences take from your images.

NOTE

You can find out more about advertising on Instagram at: business.instagram.com/advertising.

17.5.3 Twitter

Twitter offers a self-service ad platform with several options and allows a degree of specific targeting. The service does still tend to change frequently, and not all options may be available to all regions or user accounts.

Objectives

Like Facebook, this is mobile first and the ad formats match the actions you want users to take. The basic objectives are:

- **Awareness:** This objective is designed to help you get your ad seen by as many people as possible, i.e. maximise its Reach. You can choose to reach a specific audience or a broad audience.
- **Consideration:** The consideration objective in Twitter consists of several sub-goals, which are the following:
 - **Website traffic:** Helps to drive traffic to your website (you can choose to track clicks on your website link or conversions on your website).
 - **Video views:** Designed to get your audience to watch your videos.
 - **Pre-roll views:** Facilitates pre-roll views of your videos. A pre-roll view in Twitter is a video ad that is played before a user watches a video; it is counted when a user watches the ad for at least two seconds, or when they click to expand or unmute the ad.
 - **App installs:** Gets people to install your app (you can choose to track installs or sessions in your app).
 - **Engagements:** Encourages people to interact with your content, such as liking, commenting, or sharing your tweets.
 - **Followers:** Helps you grow your Twitter following (you can choose to track new followers or engagement from your followers).
- **Conversions:** This objective is designed to drive conversions on your website or in your app. There are two sub-objectives under conversions:
 - **App re-engagements:** Encourages your audience to take a conversion action on your app.
 - **Website conversions:** Helps to generate conversions on your website, such as purchases, sign-ups, or leads.

Ad types

Promoted ads are a collection of the more traditional ad types, such as:

- **Text ads:** Tweets that are native ads that appear at the very top of a user's timeline or in Twitter mobile apps. There is no minimum spend, and advertisers pay when users retweet, @reply to, favourite, or click on a promoted tweet.
- **Video:** A tweet that includes a single video. Additional features include: standalone video, video ad with website buttons, video ads with app buttons, video with polls, and lastly video with conversation buttons.
- **Carousel ad:** Brands that have a story to tell can use carousel ads. There is an option of six images or videos, and no less than two. Much like the other platforms with this feature, users swipe right to progress with the story. Additional features include the website and app carousels.
- **Moment ad:** Brands with a story to tell can also use the moment ad. It offers robust storytelling capabilities that can be used to present a collection of stories or moments. It is an appealing option for both advertisers and publishers.
- **Image ad:** This is a single photo ad with the same additional features as video ads. When they appear in the users feed, they are clearly labelled as an ad with the word 'promoted'.
- **Follower ad:** To gain more followers and increase awareness, these ads are promoted to attract the attention of their desired target audience.



Figure 17.21 An image ad with a label to show it is promoted

Additional formats with specialised placements are:

- **Twitter Amplify:** Offers two formats, which are pre-roll and sponsorships. Brands can amplify their message by featuring their ad in conjunction with video content from publishers.
- **Twitter Takeover:** A feature for trends and timelines with different placement options.
- **Twitter Live:** Brands can broadcast live content and participants can join or interact with the live feed in real-time.
- **Twitter ad features:** Features that can be applied to all five formats. These include polls, conversation buttons, website buttons, app buttons, branded notifications and branded hashtags.

These are the most popular options available, but there are others. You can find a full list of Twitter cards here; they change fairly frequently, so make sure to check in often: business.twitter.com/en/advertising/formats.html#Promoted.

Targeting options

Twitter targeting options are nearly as detailed as Facebook. You can choose an audience based on:

- Location (country, state, region, metro area, or postal codes)
- Gender
- Language
- Device, platform, and carrier
- Keywords
- Followers
- Interests
- Tailored audiences (upload a list of emails or Twitter IDs or put a code snipped on your website, to collect visitors, purchasers, or downloaders, and then target them)
- TV targeting (to target users who engage with television programs in a specific market, or by show)
- Behaviours
- Events (users interested in global or regional events).

Advertising tips

- Use your own campaign-specific hashtags rather than generic ones
- Utilise multiple tweets per campaign, and test your options
- Include a deadline
- Monitor influencers
- Make sure your ads contain content worth sharing.

17.5.4 LinkedIn

LinkedIn ads allow you to create and place adverts on prominent pages on the LinkedIn website, including a user's homepage, search results pages, groups, and more. It has both self-service and premium options, and offers 'sponsored updates' as a self-service option. There is a minimum budget requirement of US \$10 a day, though no minimum spend; that is, you have to budget at least US \$10 a day, but you don't actually have to spend any of it. Ads can be served on a CPM or CPC basis.

Objectives

When you sign into your Campaign Manager, LinkedIn provides you with a search filter for your brand goals (LinkedIn, 2021).

The three objective filters are to increase:

1. **Awareness:** Brand awareness
2. **Consideration:** Engagement, video views, and website visits
3. **Conversion:** Lead generation, website conversion, and job applicants

Ad placements and types

LinkedIn offers 10 ad types, namely:

- Text ads (for desktop only)
- Video ads, which can also be placed as sponsored content
- Message ads, which can be placed as sponsored messaging
- Dynamic Ads (offered as follower ads, Spotlight ads, and Job ads)
- Single image ads
- Single job ads, which can also be placed as sponsored content
- Carousel, which can also be placed as sponsored content
- Conversion ads
- Event ads, which can also be placed as sponsored content
- Lead generation forms

Sponsored content is a particularly effective ad format to use on LinkedIn. Not only can you adapt and reuse content from your other platforms, the content is presented as a native ad so it doesn't look like advertising and has an authentic, organic feel.

NOTE

To read more about LinkedIn's Ad types, read this guide from Hootsuite [blog](https://www.hootsuite.com/linkedin-ads-guide), [hootsuite.com/linkedin-ads-guide](https://www.hootsuite.com/linkedin-ads-guide) and for Ad Placements, visit the LinkedIn website: www.linkedin.com/help/linkedin/answer/a417880/ad-placement-on-linkedin?lang=en.

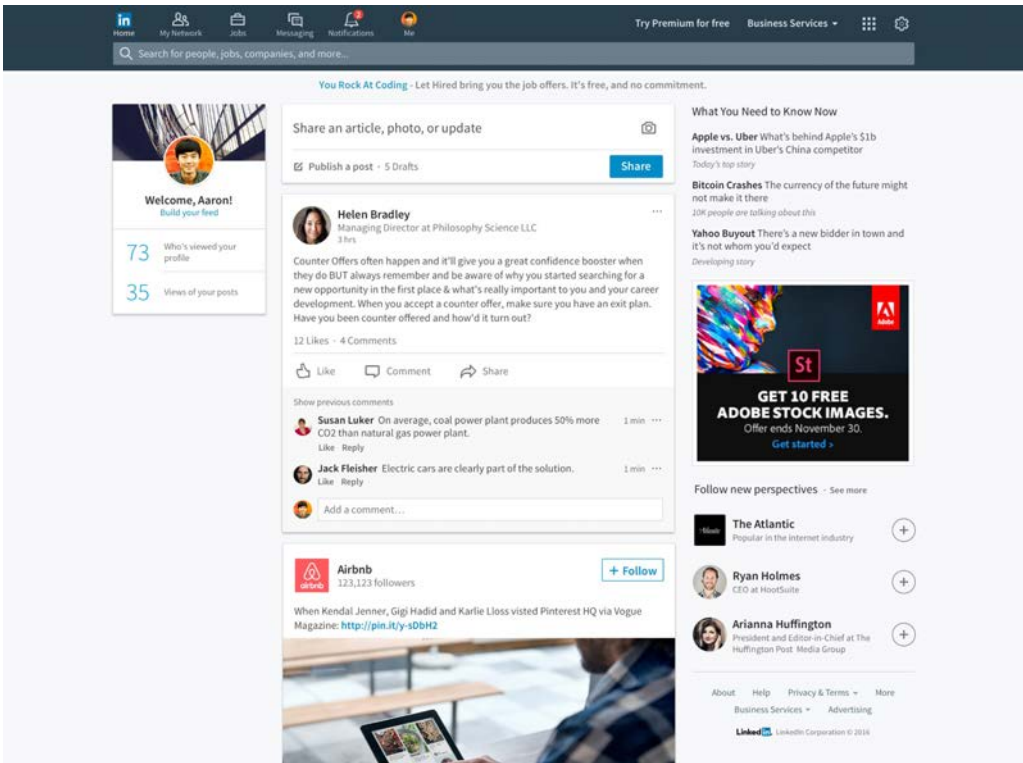


Figure 17.22 LinkedIn sponsored content ad

Targeting options

LinkedIn offers many targeting options, including:

- **Location**
 - Country
 - State
 - Region
 - Postal code
- **Demographics**
 - Age
 - Gender
- **Company**
 - Connections
 - Industry
 - Size
 - Name
 - Followers

- **Education**
 - Fields of study
 - School/College/University
 - Degrees
- **Job Experience**
 - Job function
 - Job seniority
 - Job title
 - Skills
 - Years of experience
- **Interests**
 - LinkedIn groups
 - Interests identified and inferred from actions and engagement with content.

Advertising tips

- Test variations of your ads to see which is the most successful.
- When creating a single image ad, keep your introductory text under 150 words to avoid truncation and unnecessary ad spend.
- Consider your budget carefully. Sponsored InMail ensures you'll be seen by your target, and display ads are a good way to stay top of mind, but both can be quite expensive.
- Make sure you use all the allotted characters for ad copy to describe your service.
- Use images with the correct ratio so that they look good, both on desktop and mobile.

NOTE

You can find more information about LinkedIn advertising at: blog.hootsuite.com/linkedin-ads-guide/.

17.5.5 Pinterest

Although Pinterest is a social media platform, a typical user places higher value on the Pins and their Pin board. It is more a place for discovery than for social interaction. To target this audience, a business account is necessary to advertise on the platform.

Objectives

When creating a Pinterest Promoted Pin, you will be asked to choose a goal for your campaign. These goals are broadly aligned with the other social media platforms, which are:

- **Brand awareness:** This objective helps you build brand awareness and reach a large audience.
- **Video views:** The video views objective helps get your videos seen by as many people as possible. It optimises the quality of views, average playtimes, and completion rates for your target audience.
- **Consideration:** This objective is designed to help you increase the number of people who click on your promoted pins (taking them to your website).

- **Conversions:** This objective drives conversions on your website or app, such as making a purchase, signing up for your email list, or downloading your app.
- **Catalog sales:** This objective drives sales of your products or services on Pinterest. When people click on your promoted pins, they will be able to see your products or services on Pinterest and purchase them directly from your website.

Ad types offered

Pinterest offers a number of different ad formats. Choosing which type of Pinterest ad to use will depend on the type of campaign you want to run. The five ad types on Pinterest are:

1. Standard
2. Video
3. Shopping
4. Carousel
5. Collections.

Targeting options

Targeting options for Pinterest are:

- **Demographics:** This will include information such as gender, age, location, and languages.
- **Automated targeting:** Pinterest will align your Pin with user's interests and search history.
- **Actalike audiences:** Pinterest will combine what you already know about your customers with behavioural insights from Pinterest to target new user groups with similar characteristics.
- **Keywords:** Pinterest will show ads to people searching for specific topics, such as 'decorative rugs.'
- **Interests:** Pinterest will reach people based on the types of pins and boards they like or create.
- **Customer lists:** Pinterest will use your customer list to contact people who are already in your buying-cycle or have already engaged with our website or made an in-store purchase.

NOTE

To find out more about targeting your ads on Pinterest, visit their website here: business.pinterest.com/en/advertise/.

Advertising tips

- Make sure that the ads you select reflect your brand promise. Misleading or exaggerated claims are more than a bad idea – Pinterest prohibits them.
- Use vertical images. This isn't required, but users prefer it.
- Optimise your pins for mobile viewing.
- Research Pinterest trends so that you can keep your campaigns relevant.

NOTE

Read more about advertising with Pinterest at: ads.pinterest.com.

17.5.6 Snapchat

Snapchat's paid advertising options are relatively young, but they have grown almost as rapidly as the app itself. There are a variety of ways that brands can advertise on Snapchat, such as:

- Lenses and geo-filters (including AR Lens Experiences)
- Discover channels
- Live channels
- Influencers
- Takeover
- Promotion
- Unboxing
- Product placements.

Objectives

Snapchat objectives mirror those of the other social media platforms we have looked at so far. Briefly they are:

- **Awareness:** The brand awareness objective has three sub-objectives you can choose from:
 - **Awareness:** Increase awareness of your brand or product.
 - **Snap Promote:** Promote your story to get more subscribers.
 - **Promote Places:** Promote your places to Snapchatters.
- **Consideration:** This objective is designed to help generate engagement, leads, or traffic. Its sub-objectives are:
 - **App Installs:** Helps get people to install your app.
 - **Website traffic:** Designed to drive traffic to your website.
 - **App traffic:** Designed to drive traffic to your app.
 - **Engagement:** Encourages people to interact with your ad in some way, such as swiping up, or sharing the Snap with a friend.
 - **Video views:** Promotes your brand or product through video.
 - **Lead Gen:** Generate leads for your business.
- **Conversions:** This objective is designed to drive conversions on your website or app. The conversions objective is subdivided into:
 - **Website conversions:** Helps increase conversions of your brand or product on your website.
 - **App conversions:** Drives conversions of your brand or product on your app.
 - **Catalog sales:** Drives sales of your products or services on Snapchat.

Ad types

Snapchat offers a few ways to reach your audience:

- Snap single image or video ad
- Filters
- Lenses, which include standard lenses, sponsored lenses, and AR Experience Lenses

- Story ads
- Commercial ads
- Product ads
- Catalogue ads.

NOTE To find out more about Snapchat's formats, click here: www.shopify.co.za/blog/snapchat-ads.

Targeting options

Snapchat includes a variety of targeting options:

- Interests and behaviours
- Location
- Demographics
- Pixel custom audiences: An advanced retargeting feature that affords engagement with Snapchatters who have engaged with your website
- Snapchat Custom Audience Match: Brands can anonymously match data from an existing list of email addresses and mobile device IDs to Snapchat's consumer data. Users can opt out of being included.
- Lookalike: Offered as an advanced feature, much like Facebook, brands can target users with characteristics similar to their existing customers.

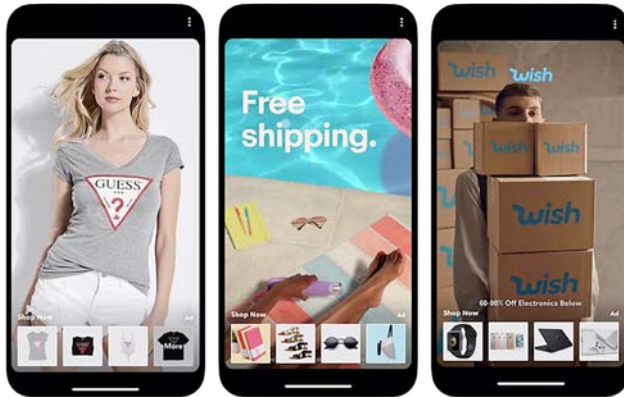


Figure 17.23 An image of a Snapchat commercial, from the SproutSocial website

Advertising tips

- As always, make sure your content fits the platform: Snapchat is informal and natural, using fun filters and add-ons, rather than the more posed images you might see on Instagram.
- Tell a story. Test your content to see what works best.
- Use influencers. This is a great way to reach even more users.

17.5.7 Other platforms

The above is by no means an exhaustive examination of available platforms for social media advertising. For example, some marketers still like Google+, and YouTube is a huge platform for marketers.

Different countries have different preferred platforms. For instance, Weibo and WeChat are dominant in China, and Vkontakte is popular in Russia.

Make sure you do your research so that you know which platforms your audience is active on and where you might want to advertise. Reddit, for example, ([reddit.com](https://www.reddit.com)) along with similar content curation platforms, is great for sharing good content, but the community is very advertising-savvy and does not welcome overt ads that do not provide value to the user.

Tik Tok ([tiktok.com](https://www.tiktok.com)), ranking at 7th for global platform use with 1 billion users and 63% of them under the age of 29, is also one to watch, particularly for influencers and micro-influencers (Dataportal, 2021).

You may also want to keep an eye on up-and-coming platforms, such as Twitch ([twitch.tv/](https://www.twitch.tv/)) and Wanelo ([wanelo.com](https://www.wanelo.com)). There is also an increased interest in social media apps like Clubhouse ([joinclubhouse.com](https://www.joinclubhouse.com)), which offers corporates and brands strategic opportunities for sponsorship and branding for rooms or events.

NOTE

Read more about strategies for creating audio and visual content in **Part three: Creating**.

17.6 ADVANTAGES AND CHALLENGES

Some of the difficulties of advertising on social media are the same as the difficulties of being on social media in general. They include:

- Promoted posts all need to work hard to make an authentic connection with the audience.
- You need to consistently promote good content.
- There is always the chance that your audience will respond negatively to a post, which can escalate quickly.
- Choosing the right platform to advertise on can be a challenge.
- Tying ad spend on social media to revenue increases can be difficult, since the benefits of advertising on these platforms are often indirect. Take a look at Sprout Social's 'How to define an actionable social media ROI for your business' for some tips: sproutsocial.com/insights/social-media-roi-guide. It is important to clarify with whomever you are reporting to that ROI on social media is not an exact science. Far more data is available than on traditional media, but it has its limits. So rather than drawing a clear line from social media advertising to sales, look at encouraging behaviours that lead to sales, such as convincing users to sign up for a test drive rather than attempting to sell a car. You can easily calculate your ROI if you know how many signups for test drives you get from Facebook, and how many test drives result in sales.

Despite its challenges, advertising on social media cannot be avoided. If you want to reach the maximum possible number of users with granular targeting that ensures you're reaching exactly the right users at the right time, social media advertising is the way to go. It is also the only way to ensure that a significant portion of your audience per platform will see your posts.

Like social media in general, advertising on this channel can:

- Increase brand recognition
- Improve brand loyalty.

It is:

- Fairly low cost
- Easy to share
- Allows for real-time analysis of your campaigns and audience.

NOTE

Remember that the majority of consumers read (and care about) online reviews. The majority of consumers also pay attention to how businesses respond to online reviews. You can read more about how to handle negative social media comments here: www.godaddy.com/garage/how-to-handle-negative-social-media-comments/.

17.7 MEASURING SUCCESS

Measuring the success of your social media advertising activities can be tricky. As mentioned, ROI can be difficult to establish, but it can be done!

Start by identifying your KPIs. Note the difference between vanity metrics and those metrics that will actually be useful. The number of fans on Facebook, for example, is a vanity metric. It doesn't mean much on its own. Instead, you would want to look at the percentage increase in number of fans or the engagement rate of the fans that you have, to see whether you are doing well.

NOTE

Not only is 'number of followers' a vanity metric, too many followers who are not quality followers can actually harm your brand. Remember, only a tiny percentage of your total audience will see your content organically, so you want them to be engaged.

The KPIs you identify as important will depend on the goals of any campaign you run. For example:

- If you want to drive revenue, your important KPIs will be sales related, such as product purchases, signups for trials, or traffic to your website (which could then turn into a conversion).
- If your goal is awareness, your most important KPI might be reach.
- If your goal is building customer relationships, you would want to look at engagement numbers and sentiment.

If you want to attach actual monetary value to your KPIs, you need to decide what method you want to use. Do you want to look at average sales, the lifetime value of a customer, or how much similar reach would cost you if you used different methods of advertising?

To measure your KPIs, you'll need to use the analytics tool of the platform you're advertising on (see below). You can use Google Analytics to see whether social drives traffic to your website, to attribute revenue to specific posts, to find out how visitors from social consume your content,

and to discover how social impacts conversions. Find out more about how to do this here: socialmediaexaminer.com/how-to-measure-social-media-using-google-analytics-reports and here: blog.hootsuite.com/tracking-social-media-in-google-analytics.

You may also consider social media dashboards like Hootsuite, which help you monitor campaigns across platforms.

17.8 TOOLS OF THE TRADE

The most important tools you'll need here are the analytics tool for each platform you work on:

- Facebook Page Insights: facebook.com/business/learn/facebook-page-insights-basics
- Facebook Ads Manager: facebook.com/business/help/149770628855079?id=768381033531365
- Facebook Power Editor: facebook.com/business/help/162528860609436
- Instagram Insights: facebook.com/business/help/1533933820244654. You can also find some free Instagram analytics tools here: socialbeesmedia.com/best-free-instagram-analytics-tools-2016
- Twitter Analytics: analytics.twitter.com
- LinkedIn's Campaign Manager: business.linkedin.com/marketing-solutions/cx/21/12/advertise-on-linkedin?lr=1
- Pinterest Analytics: analytics.pinterest.com
- Snaplytics (few tools exist on Snapchat): thehub.io/startups/snaplytics
- Tik Tok for Business: tiktok.com/business/en.

Google Analytics can also be used, as discussed in section **17.7: Measuring success**. You can find a list of *5 Tools to Measure Social Media ROI* here: www.socialmediaexaminer.com/5-tools-to-measure-social-media-roi. As mentioned, you may also want to consider a social media dashboard. Some popular options include:

- Hootsuite: hootsuite.com
- Sprout Social: sproutsocial.com
- Fan Page Robot (a free tool): fanpagerobot.com
- Datorama: datorama.com.

17.9 CASE STUDY: SHEIN

Shein is an online fast fashion retailer, founded in 2008 in China.

SHEIN

One-line summary

To reach a differentiated market, global fashion outlet, SHEIN, used a comprehensive eMarketing strategy to create an immersive, full-screen experience directed to Snapchat's GenZ and Millennial users.

The problem

SHEIN wanted to target a new market and expand its reach with a young demographic. They created an immersive shopping experience to increase brand awareness with Millennial and GenZ users. They used a strategic mix of App Installs, Snap Lifestyle Categories, and Snap Stories to create a full-screen experience for the user. They paired this with the Discover feed and an optimised analytics strategy on Snapchat.

The solution

Through a powerful mix of short video formats, attention grabbing headlines and stories, they were able to attract the attention and curiosity of this young user base. The strategic mix of advertising and marketing techniques enabled them to increase ROI by 20%. They used the Snap Lifestyle Categories to tap into a market of users with an interest in fashion. They targeted users who were already in the funnel and most likely to convert, driving their CPP down by 50% (compared to performance on other platforms). As a result of their strategic planning, they executed a comprehensive plan that leveraged the full capabilities and affordances of the Snapchat platform, which ultimately led to better results than they set out to achieve.

The results

The brand saw very favourable results from this campaign:

- They performed better than their outlined investment goal and achieved 20% ROI.
- They successfully targeted and increased brand awareness to a new user demographic.
- Due to Snapchat's wide user base, SHEIN was able to increase exposure and influence globally.
- They decreased ad spend with 50% lower Cost Per Purchase (CPP).
- When compared to installation on other channels, Snapchat resulted in lower installation costs, as much 20% less per app install.



Figure 17.24 Shein fashion products on the SnapChat platform

17.10 CASE STUDY QUESTIONS

1. Why do you think Snapchat was the right platform for SHEIN'S campaign?
2. What do you think was so appealing about the immersive experience?
3. What could other brands learn from this campaign about advertising on Snapchat?

17.11 THE BIGGER PICTURE

Social media advertising ties in with any number of other marketing channels. You can use it to push content marketing to an audience that will appreciate it and encourage shares and earned media coverage, to drive traffic to your website, to push offline campaigns and encourage chatter about them. Any marketing campaign should keep social media advertising in mind as a potential way to increase reach and engagement.

The incredible targeting opportunities offered by social media advertising allow content to reach exactly the right audience at the right time to encourage interaction or conversions, and paid promotion is the best way to boost the reach of any post.

17.12 SUMMARY

Social media advertising is an effective channel for reaching as many of your users as possible on the platforms on which they are active. Certain guidelines apply to all social media advertisements, such as ensuring that ads will look good and function well on mobile, but others are platform-specific.

Each platform offers its own unique advertisements, targeting options, and analytics capabilities. Which platform you use should be informed not by where you wish to be active, but by where your audience already is.

In this chapter, we covered some of the most popular advertising platforms, but others do exist and should be considered depending on audience, location, and capabilities.

17.13 CHAPTER QUESTIONS

1. What should be the primary consideration when choosing a platform on which to advertise?
2. What are the most exciting targeting capabilities offered by social media advertising?
3. What sets social media advertising apart from other forms of online advertising?

17.14 FURTHER READING

blog.bufferapp.com/social-media-ads-strategies – Read *The 7 Hidden Factors of the Most Effective Social Media Ads*

blog.hootsuite.com – Hootsuite's blog is always a good source of tips

blog.hootsuite.com/social-media-advertising – And check out *Social Media Advertising 101: How to Get the Most Out of Your Ad Budget*

influencermarketinghub.com/twitch-marketing/ – Are you interested in Twitch? Find out more about Influencer Marketing on Twitch. twitchadvertising.tv/ad-products/ – Look here for advice on Best Practice for advertising on Twitch

sproutsocial.com/insights – Find more useful tips on Sprout Social's blog

www.bluefountainmedia.com/blog/10-facebook-marketing-tips-for-advertising-on-social-media – Here is *10 Facebook Marketing Tips for Advertising on Advertising on Social Media*

www.marketingprofs.com/chirp/2017/31385/how-to-navigate-the-social-media-advertising-solar-system-infographic?adref=nlt020717 – Take a look at this infographic on *How to Navigate the Social Media Advertising Solar System*

www.socialmediaexaminer.com – Social Media Examiner has a lot of useful resources

17.15 REFERENCES

Backlinko, 2021. Social Network Usage & Groth Statistics How Many People Use Social Media in 2021? [Online]

Available at: backlinko.com/social-media-users

[Accessed 19 May 2022]

Barnhart, B., 2022. Social Media Demographics to Inform Your Brand's Strategy in 2022. [Online]

Available at: sproutsocial.com/insights/new-social-media-demographics/#instagram

[Accessed 19 May 2022]

Beveridge, C., 2022. 19 Facebook Demographics to Inform Your Strategy in 2022. [Online]

Available at: blog.hootsuite.com/facebook-demographics

[Accessed 19 May 2022]

DataReportal, 2022. Facebook Statistics and Trends. [Online]

Available at: datareportal.com/essential-facebook-stats

[Accessed 19 May 2022]

DataReportal, 2022. Twitter Statistics and Trends. [Online]

Available at: datareportal.com/essential-twitter-stats

[Accessed 19 May 2022]

Digital Training Academy, 2016. Kraft Mac & Cheese reaches 2 million with Snapchat Sponsored Lenses.

[Online]

Available at: www.digitaltrainingacademy.com/casestudies/2016/06/kraft_mac_cheese_reaches_2_million_with_snapchat_sponsored_lenses.php#more

[Accessed 18 May 2022]

Doyle, B., 2017. Advertising on Snapchat is More Effective, And a Better Long (And Short) Term Strategy, Than Advertising on TV. I Will Convincingly Make The Case in This Article. [Online]

Available at: wallaroomedia.com/why-advertising-on-snapchat-is-better-than-advertising-on-tv-and-why-you-need-it-now

[Accessed 19 May 2022]

Facebook, 2022. Choose the right objective. [Online]

Available at: www.facebook.com/business/help/1438417719786914

[Accessed 6 May 2022]

Facebook, 2021. Optimised CPM. [Online]

Available at: www.facebook.com/business/help/1438417719786914

[Accessed 6 May 2022]

- Financesonline, 2021. 78 Yelp Statistics You Must Know: 2021 Market Share & User Profile Analysis. [Online]
Available at: financesonline.com/yelp-statistics/
[Accessed 19 May 2022]
- Herman, J., 2017. How to Sell With Instagram Shoppable Posts: Shopping on Instagram. [Online]
Available at: www.socialmediaexaminer.com/instagram-shoppable-posts-shopping-on-instagram/
[Accessed 19 May 2022]
- Instagram for Business, 2021. Instagram Gives Your Brand More Ways to Flex. [Online]
Available at: business.instagram.com/ad-solutions
[Accessed 19 May 2022]
- InterestExplorer, 2022. Facebook Interest Targeting: The Definitive Guide (2022). [Online]
Available at: interestexplorer.io/facebook-interest-targeting/
[Accessed 19 May 2022]
- Keenan, M., 2021. How to Use Facebook Audience Insights to Reach The Perfect Audience. [Online]
Available at: manychat.com/blog/facebook-audience-insights/
[Accessed 19 May 2022]
- Lua, A., n.d. The Complete Guide to Instagram Ads: S Step-by Step Guide to Advertising on Instagram. [Online]
Available at: buffer.com/library/instagram-ads-guide/
[Accessed 19 May 2022]
- Miteva, A., 2021. The 8 LinkedIn Ad Formats & Best Ways to Use Them. [Online]
Available at: mktoolboxsuite.com/linkedin-ad-formats
[Accessed 6 May 2022]
- Newberry, C., 2016. Top Snapchat Demographics That Matter to Social Media Marketers. [Online]
Available at: blog.hootsuite.com/snapchat-demographics
[Accessed 19 May 2022]
- Newberry, C. and Beveridge, C., 2022. 37 LinkedIn Statistics You Need To Know In 2022. [Online]
Available at: blog.hootsuite.com/linkedin-statistics-business/
[Accessed 19 May 2022]
- Newberry, C. & McLachlan, S., 2020. Advertising 101: How to Get the Most Out of Your Ad Budget [Online]
Available at: blog.hootsuite.com/social-media-advertising
[Accessed 19 May 2022]
- Rynne, A., 2016. How to Advertise on LinkedIn (In 7 Simple Steps). [Online]
Available at: www.linkedin.com/business/marketing/blog/linkedin-ads/how-to-advertise-on-linkedin-in-7-simple-steps
[Accessed 19 May 2022]
- Sehl, K., 2019. How to Use Facebook Lookalike Audiences: The Complete Guide. [Online]
Available at: blog.hootsuite.com/facebook-lookalike-audiences/
[Accessed 22 May 2022]
- Snapchat for Business, 2021. Snapchat drives 20% increase in ROI for SHEIN. [Online]
Available at: forbusiness.snapchat.com/inspiration/snapchat-drives-20-increase-in-roi-for-shein
[Accessed 19 May 2022]
- Statista, 2022. Distribution of Facebook Users Worldwide as of January 2022, by age and gender. [Online]
Available at: www.statista.com/statistics/376128/facebook-global-user-age-distribution/
[Accessed 19 May 2022]
- Twitter, 2021. Creative ad specs. [Online]
Available at: business.twitter.com/en/help/campaign-setup/creative-ad-specifications.html
[Accessed 19 May 2022]

17.16 FIGURE ACKNOWLEDGEMENTS

Figure 17.1: Screenshot, Netflix's Twitter account, 2022

Figure 17.2: Screenshot, Netflix, India Twitter account, 2022

Figure 17.3: Screenshot, Netflix, Twitter account, 2022

Figure 17.4: Screenshot, Netflix US, Twitter account, 2022

Figure 17.5: Screenshot, Netflix's Facebook ad, 2022

Figure 17.6: Screenshot, Amazon's Twitter account, 2022

Figure 17.7 – Figure 17.10: Hoodsuite, 2021

Figure 17.11: LinkedIn, 2022

Figure 17.12: Hoodsuite, 2021

Figure 17.13: Hoodsuite, 2021

Figure 17.14: financesonline.com/yelp-statistics/

Figure 17.15: Blue face media, 2017

Figure 17.16: Facebook, 2017

Figure 17.17: Facebook, 2017

Figure 17.18: Facebook, 2022

Figure 17.19: Facebook, 2022

Figure 17.20: Screenshot, Instagram, 2022

Figure 17.21: Screenshot, Facebook, 2022

Figure 17.22: Screenshot, LinkedIn, 2022

Figure 17.23: Screenshot, SproutSocial, 2022

Figure 17.24: Screenshot, SnapChat, 2022

Shein logo: za.shein.com

18

SEARCH ADVERTISING

In this chapter, you will learn:

- How to put together a search ad
- How to target your search ad at relevant users
- About the process of bidding on key phrases and how this affects your ranking
- How to plan, set up, and run your own search advertising campaign.

18.1 INTRODUCTION

Search advertising, also called pay-per-click (PPC) is a way to advertise your business or product directly on search engine results pages. Here advertisers pay only for each click on their ad.

NOTE

Google often tests different formats, so it's good practice to stay up to date with SERP format changes, as they are likely to change.

Ads on search engines are easy to recognise because they are indicated by the word 'Ad' featured in bold. This makes them easily distinguishable from standard, organic search results.

Ad · <https://www.hp.com/> ⋮

Discover HP® Laptops - With Intel Core Processors

Fuel Your Capabilities to Study, Work and Achieve your Aspirations with HP® Laptops. Collaborate from Anywhere, All Day Long, with HP® Long...

[Shop Online](#)

[Press Center](#)

Figure 18.1 Search ads appearing in a search for a new laptop

Search advertising on search engines is based on keywords. This means that it is triggered by the search term that a user enters into a search engine. Advertisers target the keywords for which they want their site to appear. Since the potential customer is already expressing intent, as per the buying cycle, it allows the advertiser to target their offering directly to the potential customer.

Google is the leader in the search advertising field. This chapter is therefore very Google-centric, though the same principles should apply to any other search advertising platform.

NOTE

Other platforms to take note of are Microsoft Bing, Yahoo!, and Baidu.

Using Google search can give brands high exposure and reach. In addition to being the most popular search engine, Google paid ads also have a high trust factor. Results from an SEO Clutch Report indicated that 75% of the 506 survey participants thought that Ads made it easier to find the information they needed. 63% of the participants indicated that they would click on a paid ad on Google rather than on another search engine (Clutch.co, 2021).

NOTE

You can read about the pros and cons of search engines here: rapidapi.com/blog/best-search-engines/.

18.2 KEY TERMS AND CONCEPTS

Table 18.1

Term	Description
Clickthrough	A click on a text ad link that leads to a website.
Clickthrough rate (CTR)	A metric to measure performance of an online advertisement. The CTR is calculated using the total clicks on a link divided by the number of people who saw the advertisement, expressed as a percentage.
Conversion rate	The number of conversions divided by the number of visitors, expressed as a percentage.
Cost per action (CPA)	The amount paid when a certain action is performed by a user.
Cost per click (CPC)	The amount paid when a link is clicked on.
Google Ads	Google's search advertising program, which allows advertisers to display their ads on relevant search results and across Google's content network and on non-search networks, such as websites, mobile apps, and videos (Google Support. 2021).
Impression	Each time an advert is shown.
Key phrase	Two or more words that are combined to form a search query, often referred to as keywords.
Keyword	A word found in a search query. For example, a search for 'blue widgets' includes the keywords 'blue' and 'widgets'.
Organic results	Also known as natural results. Search results served by the search engine's algorithm. The search engine does not charge website owners to list these results.
Paid search advertising	Usually refers to advertising on search engines, sometimes called pay-per-click or PPC advertising. The advertiser pays only for each click on the ad.
Quality score (QS)	A measure used by Google Ads to indicate how relevant a keyword is to an ad text and to a user's search query.
Return on investment (ROI)	The ratio of profit to cost.

Search term	The keywords a user enters when searching on a search engine.
Search engine results page (SERP)	The actual results returned to the user based on the precise words or phrases from a search query. Sponsored results are search engine results that are paid for by the advertiser.

18.3 DEFINING SEARCH ADVERTISING

As discussed, search advertising involves placing online advertisements on search engine results pages to connect your product with consumers who are likely to be in the buying phase of the customer lifecycle.

Search engines display results to search queries based on proprietary algorithms. Each major search engine uses its own formula to determine what results to display for any term. The vast majority of searchers don't click through to the second page of results (less than 6% of people do), which means they are likely to find what they're looking for on the first page (Shelton, 2021). With search engines getting so much traffic, and delivering great value, they need to find a way of generating revenue.

With so many search engines out there, which platform should you choose?

There are some small differences from platform to platform in terms of editorial policy, and each system has a different user interface. With over 90% of users choosing Google as their search engine, Google Ads is the best known and is considered the industry standard. It allows users to transact in the currency of their choice, is tied to a comprehensive analytics tool, and offers training programmes and certifications. Also, Google Ads currently has the best contextual and geographical targeting worldwide (Google Support, 2021).

18.3.1 Structuring your search advertising campaign

When you start running search advertising, you shouldn't just create a whole stream of ads; you need to have a plan.

Your Ads account is your home for all the ads you are currently running, and it should be structured to reflect your business and marketing strategy. Within your account, organise your search ads in groupings, called campaigns, according to your strategy and the

ads you are running. Within each campaign, you should have ad groups; these are sets of ads that have a common characteristic or focus. For example, if you are selling books online, you may have ad groups focused on a specific genre, author, event and special offer, as well as some ad groups around general themes, such as promoting local stores or making online sales.

NOTE Many search advertisers create ad groups for branded terms, competitor terms, and generic key phrases related to the industry.

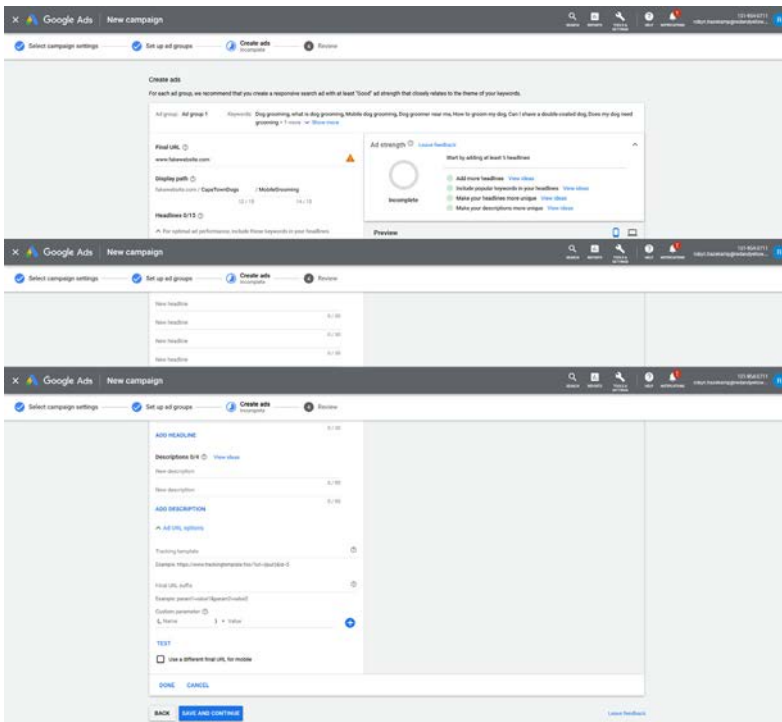


Figure 18.2 A screenshot of a Google Ads account showing the main constituents of an Ad campaign

Structuring your account as explained above will help you to easily oversee your advertising spend, determine the effectiveness of your ads, manage your ads and bids, and switch off any ads that aren't working effectively.

NOTE

Read about cross-campaign asset reports here: support.google.com/google-ads/answer/9781208.

18.4 THE ELEMENTS OF A SEARCH AD

In July 2018, Google began to roll out responsive search ads with the goal to phase out Expanded Text Ads and to fully transition to Responsive Ads by June 2022. Although ETAs are still available, Google Ads strongly advises the use of Responsive Ads.

NOTE

Additional features and enhancements that can increase ad performance and visually enhance the advertisement will be addressed in the section on keywords and extensions respectively.

Responsive search ads follow this structure:

- **Headlines:** Up to 15 headlines of 25 characters each
- **Display URL:** 2 path fields (up to 15 characters each) on the display URL (optional)
- **Descriptions:** Up to 4 description lines (90 characters each).

Responsive Search Ads in Action

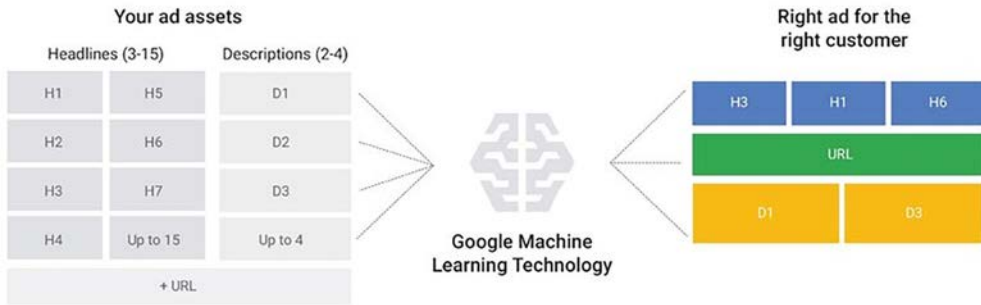


Figure 18.3 A visual from Word Stream showing the search ad assets as package

18.4.1 Responsive Text Ads

As the name suggests, through the use of Machine Learning, a Google ad adapts and responds to the user’s search query and to the interface of the user’s device so that the right message is displayed in the best way. A carefully and skilfully planned responsive ad can improve search relevance by showing the best combination to the user and, when aligned to clear goals, it can improve targeting measures.

With far more headings, features, and algorithms at play, it is important to plan your ads carefully. Consider the variants of the potential combinations and their sequencing. Each ad asset should make sense on its own and in combination with the other pieces. Important information, such as your CTA (call to action), must feature in headline 1, headline 2, or description 1. Headline 3 and description 2 are optional so they won’t necessarily be displayed.

For greater ad performance, ads recommends creating at least five headlines of varying lengths and using all four descriptions. Whilst pins can be added to control what users see and will notify users of important information, it is advisable to use pins sparingly and strategically.

When designing an ad, there are strict editorial policies and guidelines that advertisers need to adhere to. Some of these are as follows: ads or extension that do not use commonly accepted grammar, capitalisation that is not used correctly or for its intended purpose, gimmicky or non-standard words and phrases, and entering a phone number in ad text. If an advertiser fails to follow the rules, Google will not publish the ad. This is to ensure that Google can maintain its professional integrity and standards. As with all of their products, these policies are subject to updates. Find out more about the policies here: support.google.com/adspolicy/answer/6021546?hl=en.

NOTE To find out more about responsive ads, watch this video from the Google Support team: youtu.be/mxdelKnGybM.

Writing effective copy

For most PPC ads, the ad copy is the only tool available to attract attention, convey a message, and entice action. This is why writing effective ad copy is such an important skill for search advertising.

NOTE

Read more about this in **Chapter 11: Content Creation: Copy**

Users who are searching for something usually have a specific intent; they are looking for information, guidance, comparisons, tools, or solutions to their problems. It's important to understand why users would look for your brand or product and what keywords they would use to find it when crafting your search ads. Look at the considerations for choosing keywords that are covered in **Chapter 5: Search engine optimisation** as these often overlap.

NOTE

Use compelling and well-crafted calls to action so that users know what to do and what to expect. Use phrases such as 'learn more', 'try now', 'sign up now', and 'buy now'.

Many advertisers test offers in the ad copy, such as a discount or a limited time voucher. Product or service benefits make for good ad copy, such as free shipping, secure shopping, or fast delivery. Many of these features are easily added to your ad and tracked using ad extensions. We will explore later on in this chapter.

It is more likely that you will use responsive search ads for your campaign since you will have access to far more headings, descriptions, formats, and enhancements. With enhancements like structured snippets, copy from your website can feature at the top of the website page – in position zero. This format requires you to plan your DKI (dynamic keyword insertion) and headings carefully so that they are not repetitive.

NOTE

Although Ads Strengthfinder provides quality feedback on your ads strength and will make suggestions, be discerning about the feedback given to you. The keywords and descriptions might not fit your campaign's goals.

The long tail

SEO Round Table asserts that 15% of search queries on the web have never been asked before (Seoroundtable, 2021). This means that the sum of searches that are unique is higher than the sum of non-unique searches. Looking a little more closely at search terms will show a small number of high-volume searches, and then a large number of lower volume searches stretching out to those unique searches.

NOTE

To understand the long tail as a business strategy better, you can read this article: www.investopedia.com/terms/l/long-tail.asp#:~:text=What%20is%20the%20Long%20Tail,reduced%20number%20of%20popular%20items.

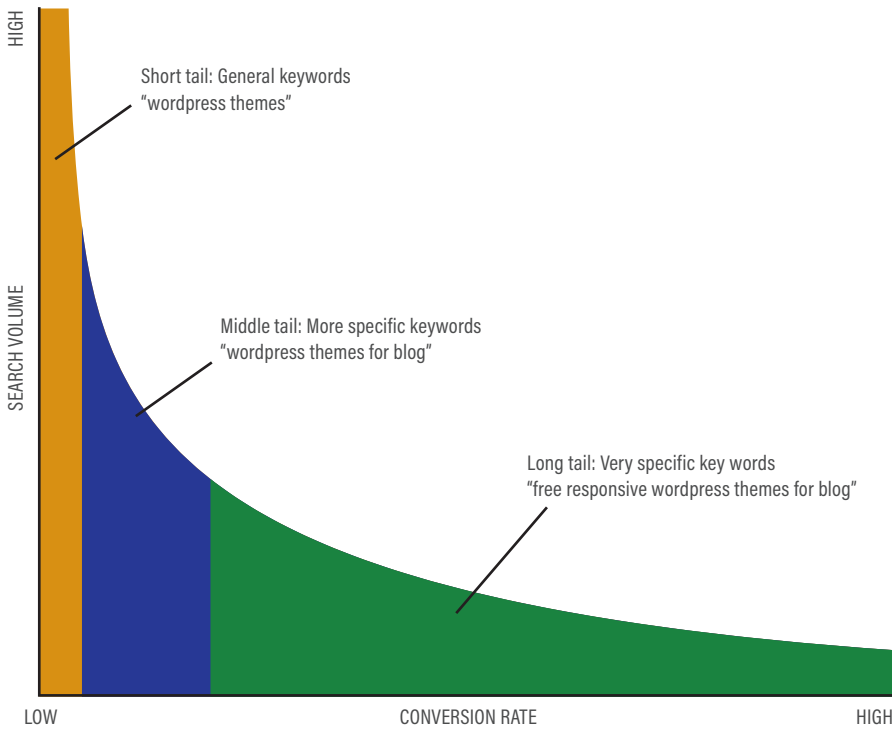


Figure 18.4 An example of long tail keywords

This is sometimes referred to as the long tail of search. Discovering these low-volume, niche search terms can do wonders for a search ad campaign.

Generally, there is not much competition for these search terms, and the search term itself is very much targeted, so it will likely be cheaper to bid on and may yield a high conversion rate.

While long-tail phrases are generally cheaper and lead to a higher rate of conversions, you will need to use a much larger number of them to make up for the lower traffic volume that they generate.

Also consider that search engine users may be at various stages of the buying cycle, and it could be worthwhile to craft a long-tail keyword strategy, targeting those who are at the end of the buying cycle and know specifically what they are looking for.

For example, if you sell cameras, targeting the term 'camera' may not bring in much targeted traffic (since users searching for 'camera' may be looking for information, pictures, price

NOTE What's more important to your brand, a high volume of traffic or a smaller number of qualified leads? Consider your strategy when deciding whether to use short- or long-tail keywords. Learn more about this tactic in **Chapter 5: Search engine optimisation**.

comparisons, or even something completely unrelated). But users looking for 'buy Canon DSLR camera in London' have a clear intention in mind and could be a great target for advertising.

18.4.2 Display URL

Search ads allow you to include a display URL. The URL shown is not necessarily the URL that the user will click through to; the display URL (what is shown on the advert) actually directs to the destination URL (what the actual URL of the page is). The display URL is sometimes also called a vanity URL.

NOTE

The display URL should be short, clear and meaningful to the viewer. It should indicate what type of page the user will be taken to when they click.

Ad · <https://www.netflorist.co.za/> ▾

NetFlorist: Shop & Deliver Flowers & Gifts Online with SAs Largest



SA's Largest **Flower** & Gift **Delivery** Service. Shop now! SameDay **Delivery**. Easy **Online** Ordering. Nationwide. Nationwide **Delivery**. Wide Range. Types: **Flowers**, Bakery.

[Flowers](#) · [Sympathy Flowers](#) · [Roses](#) · [Personalised Gifts](#) · [Birthday Gifts](#) · [Get Well Flowers](#)

Figure 18.5 A Google search ad with a clear display URL for Netflorist

The display URL must be the same domain as the destination URL, and Google pulls this out automatically. Google will show only one ad per domain.

The final URL is specific to the ad that you have created. If you are designing for mobile users and want to use accelerated mobile pages, the URL can be added in the final URL section under the Ad URL field.

The page that the user is taken to is called the landing page, which can be any page on your website, not necessarily the homepage. When the display URL matches the keywords, it improves the ad's Quality Score. The aim should be to send users to a web page that is as relevant to their search, and the PPC ad, as possible. This is known as deep linking.

NOTE

To find out more about deep linking, visit the Google Support website:


support.google.com/google-ads/answer/10023042?hl=en.

Landing pages

Search advertising is not just about creating ads and bidding for keywords. The process continues once a user has clicked on your ad. The page that the user reaches by clicking on an ad is called a landing page and is either an existing page on your website, or a new, custom-built page for the campaign at hand (useful if you are running a competition or special offer). Unlike web pages, landing pages are designed with a single focus or goal, known as the CTA. Another great feature of the landing page is that there are fewer links on the landing page, which means there are fewer clickables that will take visitors away from your page.

SocialSafe

Use SocialSafe to download the photos and updates you've posted, complete with comments, likes and friends



Free Download for Windows

Free Download for Mac OS X

© 2012 SocialSafe. All rights reserved. SocialSafe is a registered trademark of SocialSafe Inc. SocialSafe is not affiliated with any of the social networks mentioned herein.


Completely free for 60 days - No card required
Your content will always be available to you on your computer
Just \$6.99 per year!

Everything kept in one place

A copy of every thought you posted, every photo you shared, every friend you made, across your social networks, all safe on your computer forever, in a library that you own and control.


With SocialSafe you get to see the whole story of you, as it develops.

Currently you can add your Facebook, Facebook Pages, Twitter, Instagram, LinkedIn, Pinterest, Google+, Blogs and Video accounts to your SocialSafe.




See your story unfold

Every interaction you've ever had on Facebook and Twitter, every photo you've shared and discussed on Instagram, every contact you've made through LinkedIn, your pins and your blog posts, all together in SocialSafe for the whole story of you.




Enjoy your story

With hundreds of friends and thousands of posts, spread across multiple networks, you can easily forget the good times. Not anymore. SocialSafe has a powerful search engine, a smart calendar and an automatic journal that will help you instantly lay your hand on whatever you want, no matter where you posted it.



Your story will never be lost

SocialSafe automatically organizes your social network activities into a living journal for you to keep forever. It will make great reading one day. Every time something is added to any one of your social networks, it will be added to your SocialSafe.



It's your story, own it

What you do on Facebook, Twitter, Instagram and other social networks is very personal. It's who you are. But right now it only exists on each individual social network. SocialSafe brings everything together, copied onto your computer so it's now yours for safe keeping. We made a little video explaining this.




Figure 18.6 The Social Safe landing and homepage

Landing pages can make or break an advertising campaign. Poorly executed PPC campaigns will send all users to the homepage of a website. Campaigns that convert will make sure that users land on a page that is relevant to their search with a very visible call to action.

The aim is to keep the user as focused on the goal as possible, which is conversion. Sending users to the homepage gives them too many other options to choose from.

For example, if users searched for 'Canon EOS 1300D', a poorly run campaign would send them to canon.co.uk.

A better campaign would have the user clicking through to canon.co.uk/for_home/product_finder/cameras/digital_slr/eos_1300d/.

Landing pages also indicate relevance to the search engine, which can increase the Quality Score of the ad, and, in turn, lower the cost per click (CPC) of the keyword. Adding keyword-rich pages to the website can also have SEO benefits. PPC campaigns often have thousands of keywords, which can mean that you will have a lot of landing pages to build.

Creating dynamic landing pages means that with a simple script, unique keyword-rich landing pages can be created for every search. The script will take the keyword that the searcher has used and insert it in predefined places on the landing page. The user will land on a page that is highly relevant to their search.

NOTE

Read more about this in **Chapter 5: Search engine optimisation.**

18.4.3 Ad extensions

Google ad extensions visually enhance the ad, whilst providing extra information to search ads without affecting standard ad copy limits.

Ads offer two types of extensions: Manual and Automated. These extensions are added, changed, and retired frequently. As Google is always testing their extensions, it is a good idea to check in on updates to extensions or new ad extensions on offer.

As the name suggests, when setting up the ad you can manually select which extensions to add to your Google Ad. While you can add as many as you like, make sure that they are relevant to your business goals as they come at an additional cost.

The ads manual extensions are:

Location extensions

Location extensions allow you to add location information and maps to your ad (you can add map pins, navigation assistance, and a call option). To use the extensions, you can either insert your address manually or link your ads account to your Business Profile. This extension can also run automatically. Read about Google's ad extension here: lineardesign.com/blog/google-ad-extensions/.

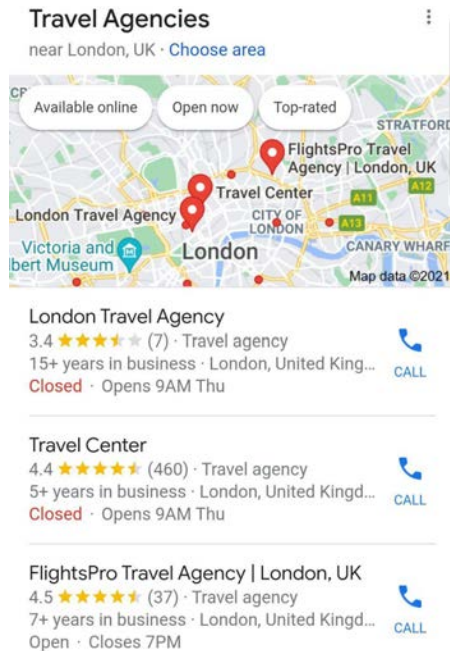


Figure 18.7 An image of the location setting (with additional features)

Affiliate location extensions

Affiliate location extensions are used by manufacturers or large retail chains to locate the nearest business outlet that stocks their product or brand. This extension can also run automatically.

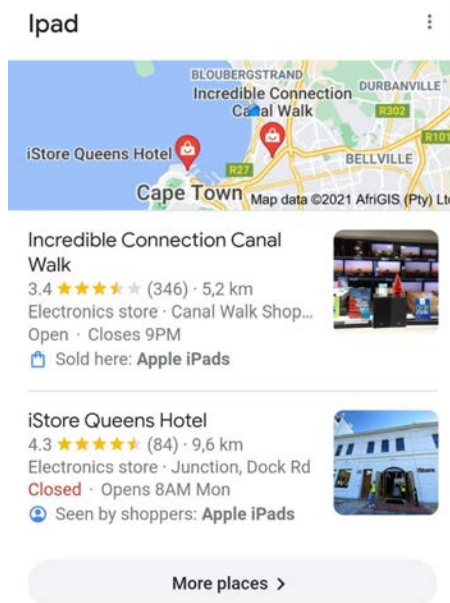


Figure 18.8 An image of an affiliate location extension search (with additional features)

Callout extensions

Callouts allow you to include additional text with your search ads to highlight the key attributes of your business, product, or service.

Call extensions

The call extension allows you to display a local phone number in a line below the standard text ad. This is particularly effective for mobile ads, where the user can click and call directly from their phone. Each call is the equivalent of a click. A business with a Search Network can use call reporting to track calls as conversions. Where deemed the best result, ads can run this extension automatically (Google Support, 2021).

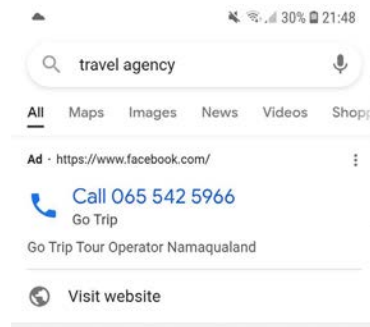


Figure 18.9 An image of a call extension for the travel and tourism industry

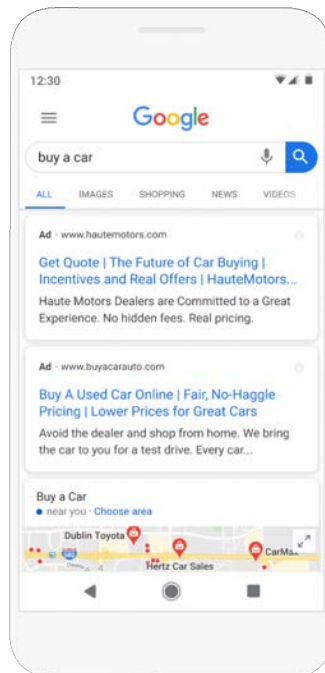


Figure 18.10 A screenshot from Google Support showing the stages of lead form generation

Lead form extensions

With the goal of generating more leads, this extension enables an advertiser to embed the form directly into the ad – creating a seamless and frictionless user experience. This extension can only be added at a campaign level and, at present, it is only available in certain countries. Ads also have strict protocols for using this extension.

Price extensions

This extension provides the user with the price for services or products. For best results, link the price extension to the landing page with that product on it. At the time of print, this feature is only available in certain countries.

Image extensions

Advertisers can upload powerful images that match the key words and clearly display their product in their search. It is also advisable to match these images with the landing page and to your ad copy. Ads can run a combination of results, including image-only SERP results.

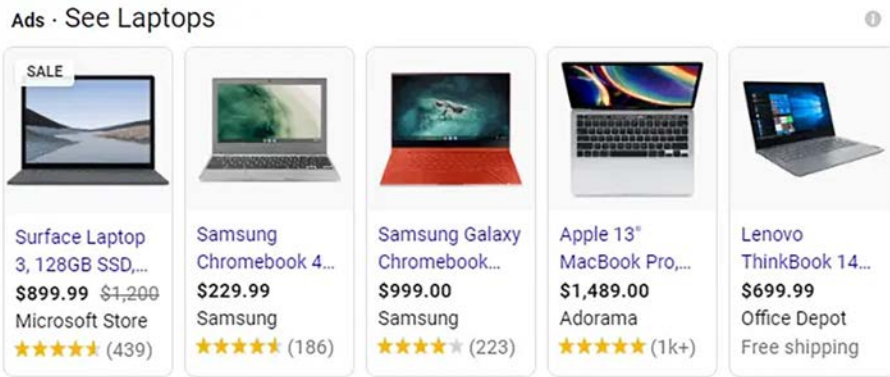


Figure 18.11 A results search showing an image result (with a review and a price extension)

Promotion extension

This extension enhances your ad by showing special deals, sales, and promotional offers. The promotion is displayed in bold to attract the potential buyer’s attention.

Ad · <https://www.flexclub.co.za/cape-town> ▼

Rent A Car - Find Your Car in Cape Town Now ?

You don't need to buy a **car** to have one! Drive when you want to, and cancel...

Summer Sale: ZAR 1,000 off Deal of the Week

📍 32 Kloof Street, Cape Town - 021 140 3670 - Open today · 8:00 am – 10:00 pm ▼




Figure 18.12 A promotion extension (with additional extensions) for a car rental company

App extensions

The app extension adds a link below your ad that sends users to the app store or begins a download of your app.




Figure 18.13 An app extension with an automated review extension

Sitelink extensions

This extension enables you to add up to six additional links of up to 25 characters that you can use to direct users to pages that are relevant to their search. Sitelinks are suitable for general or banded keywords. These links are placed at the bottom of the ad, and they are displayed as blue hyperlinks that will lead the user straight to the relevant landing page.

<https://www.amazon.com> › Womens-Fashion

Women's Clothing, Shoes, Jewelry, Watches & Handbags

The Women's Shop. At **Amazon** Fashion, we believe our customers can be smart and stylish. That's exactly why we offer a vast, shoppable selection of women's ...

[Women's Clothing](#) · [Amazon Fashion Sales & Deals](#) · [Dresses](#) · [Prime](#)

Figure 18.14 An Amazon search result with four sitelinks, displayed as blue hyperlinks

Structured snippet extensions

This extension adds value and can increase the change of click and conversion for your search campaign. The snippets can be added to the ad group, campaign, or account. A featured snip is displayed at the top of the SERP and provides a high-quality answer to the user's search entry. Snippet formats include lists, images, videos, and paragraphs.

NOTE

Snippets also prove effective for mobile users, so audio and visual content are important. Refer to **Part 3: Creating** for some guidelines on creating powerful digital content.

Ad · <https://www.almizancarrental.com/> ▾ +971 4 371 3336

Rent A Car In Dubai - Car Rentals in Dubai ✓

No Hidden Cost & Policy. Fully Sanitized **Cars**. Largest **Car** Variety. Free Pickup & Delivery.

Rent Latest **Car** Model - Kia Picanto, Toyota Yaris, Kia Pegas, Suzuki Ciaz, Peugeot 208. Free Delivery & Pickup. 3M Tint & Sanitized **Car**. 24/7 Service. Full Insurance.

[Rent Economy Cars](#) · [Luxury Cars](#) · [SUVs & Crossovers](#)

Figure 18.15 An ad showing keywords for car rental in bold (image includes sitelinks)

Automated extensions will be applied to your ad if Google thinks they will improve your performance; you cannot choose to add these yourself. Factors such as your bid, the ad's Quality Score, and page rank also have an influence on the metrics that Google Ads will apply to your ad. If you are watching your budget, you are able to remove extensions using the opt out feature.

A brief overview of the automated extensions are as follows:

Seller ratings extension

Ratings gathered from reviews and collected information are combined and presented on a rating scale underneath your Ad. These ratings help users make more informed decisions about the product or service that you offer.

<https://play.google.com> › store › apps › details ⋮

Home Workout - No Equipment - Apps on Google Play ✓

Home Workouts provides daily workout routines for all your main muscle groups. In just a few minutes a day, you can build muscles and keep **fitness** at home ...

★★★★★ Rating: 4,9 · 2,240,657 votes · Free · Android · Health

Figure 18.16 An image showing a seller rating review of 4,9 for an app on Google Play

Dynamic sitelinks

This automatic extension follows a similar format to manual sitelinks in that the advertiser adds the sitelinks. Ads offer suggestions to improve sitelinks and run dynamic sitelinks automatically. Where it competes directly with a manual sitelink and the conditions suit it, the manual sitelink takes priority. This enhancement is used to increase the ad's performance, with the objective of conversion.

Dynamic structured snippet extensions

Dynamic structured snippets automatically show additional landing page details, which help searchers determine whether your site contains the kind of information they're looking for. This information comes from content on your site.

Dynamic callout extensions

This enhancement runs automatically and without any input from the advertiser. It is used to increase search relevance as useful and appropriate information is pulled from the landing page and placed under the heading of the ad. For greater control, manual callouts can be used to override this feature.

Ad · <https://www.electrician.co.za/local/electrician> ▾ · 065 665 6291

Electrician.co.za - CAPE TOWN's #1 Electrician - Call Us Now ?

We solve electrical faults, tripping DB boards, burnt wires, generator connections & more.

Serving Cape Town for over 5 years. Qualified **electrician**. Fast & reliable. Quick Response.

Pay By Credit Card. No Call Out Fees.

Figure 18.17 An ad for an electrician showing callout extensions, such as “No Call Out Fees”

18.5 TARGETING OPTIONS

Search ads are targeted in a variety of ways, depending on how you want to reach your intended audience. Targeting your ads means you know that the traffic you are getting is relevant to your product.

18.5.1 Keywords and match types

It's not enough to simply pick the right keywords; you need to know about the different ways in which the search engine interprets and matches the search term to your chosen keyword.

Most search engines require the advertiser to provide the search keywords for which their ad should appear.

Considering the massive volume of searches conducted every day, it would be impossible to determine all the possible terms potential customers might use to find you. That is why there are different keyword match types for search advertising.

Google Ads use the following match types:

- Broad match
- Phrase match
- Exact match
- Negative match.

Broad match: This means that your ad will appear for the keywords you have entered, search terms that contain your keywords and any other words in any order, as well as some variations of your keywords, such as misspellings and synonyms.

Phrase match: This is denoted with quotation marks around the keywords; 'phrase match' means that your ad will appear only for search terms that have your keywords in them, in the same order, although other words may also be in the search term.

Exact match: This is denoted by square brackets [exact match] and means that the ad will appear for search terms that match exactly the same as the keywords selected.

Negative match or **Negative keywords:** These are denoted by using a dash in front of the keywords; negative [-] means that your advert will not appear in searches using that word, no matter what other words are used.

Advertisers can assign as many keywords as they want to an ad, but only one ad for each URL will be shown. If two advertisers are bidding to show ads for the same domain, only one will be shown. Which ad will be shown is based on the bids being placed and on the quality of the ads.

18.5.2 Language and location targeting

Search engines have versions customised for specific regions and languages, based on the user's settings and where in the world they are searching from. As a search marketer, you can choose the language and the location of the search engine to target. This is known as geotargeting.

For example, you may want your advert to show only to English searches in Asia or to French searches in Johannesburg. Targeting your ad means that your ads won't be seen by users outside your target area, and you won't pay for traffic that you cannot convert into customers.

18.5.3 Behavioural and demographic targeting

Search advertising can also be targeted based on personal behaviour. Using ads, you can re-target visitors who came to your site via an ads advert based on actions that they took. This means that if users came to your site, but did not complete a purchase, you can target ads to them in the SERPs or through other online advertising channels, such as the Google Display Network. This is called re-marketing or re-targeting, and can be very effective for remaining top of mind until the user is ready to convert. It is usually advisable to cap the number of times a re-marketing ad is shown to an individual to avoid annoying them.

18.6 BIDDING AND RANKING FOR SEARCH ADS

As you know, search ads are charged on a per-click basis. The cost that you pay for every click is determined by a variety of factors and is based on a bidding system.

The different advertising platforms offer advanced bidding options, all aimed at helping you run your ad campaign better. You can bid for placement on the SERP, or you can bid based on how much you are willing to pay per click. You are also able to tailor your approach. For example, bidding for ads during certain times of the day only.

Search advertising is usually run as a Vickrey auction model, so advertisers place bids to appear based on certain criteria. The advertising platform determines when ads are eligible to appear and serves them as is appropriate. The advertiser then pays the advertising platform when their ad is clicked on.

Advertiser	Bid price	CPC
A2	\$3.00	\$2.51
A1	\$2.50	\$2.36
A3	\$2.35	\$2.06

Figure 18.18 Three advertisers bidding on the same key phrase

With search advertising, the advertiser:

- Creates the copy for an advertisement
- Determines the landing page for the advert
- Selects the keywords or criteria for which that advertisement should appear
- Chooses the maximum amount, the cost per click (CPC), that they are willing to pay for a click on the ad. Alternatives to setting a bid limit based on CPC are to set a Maximum CPA, or to Target Return on ad spend.

The advertising platform:

- Checks the ad for compliance with editorial guidelines
- Displays the ad for relevant search queries or other criteria
- Determines the rank of the ad based on the advertiser's maximum bid and the relevance of the ad (which includes factors such as clickthrough rate, ad copy, keyword, and landing page relevance).

In Google Ads, you are able to set budgets for your campaign and decide on your CPC bids for your keywords. You can set daily or monthly budgets. Once your total is reached, your ads no longer run, so you can be sure that you never overspend. If you are concerned about overspending, you can set a daily budget. However, this can mean that your ads may not run as often as you may like them to.

18.6.1 Conversion and clickthrough rates

Search engines look at factors such as relevancy to try to ensure that it is not just advertisers with deep pockets that can land the top ad listing. Search engines need to ensure that users find the ads relevant, otherwise they'll be less likely to click on them, and no click means no revenue for the search engine.

Studies repeatedly show that 46% of clicks go to the top three paid ads in search results (Webfx, 2021). Competition for these top spots can be fierce and the cost per click can be very high.

Ads at the top of a page, generally have the following qualities:

- They are very relevant to a user’s search query
- They have relevant and meaningful ad extensions
- They have a good quality score. The ad and landing page are high quality and focus on relevance and usefulness.
- The ad placed meets the Ad Rank Thresholds, the minimum requirements.
- The ads are aligned to the user’s needs (e.g., preferred device, time of day)
- They consistently perform well, with high CTRs over time
- The CPC bid is competitive and outbids other ads of the same quality (Google Ads, n.d.).

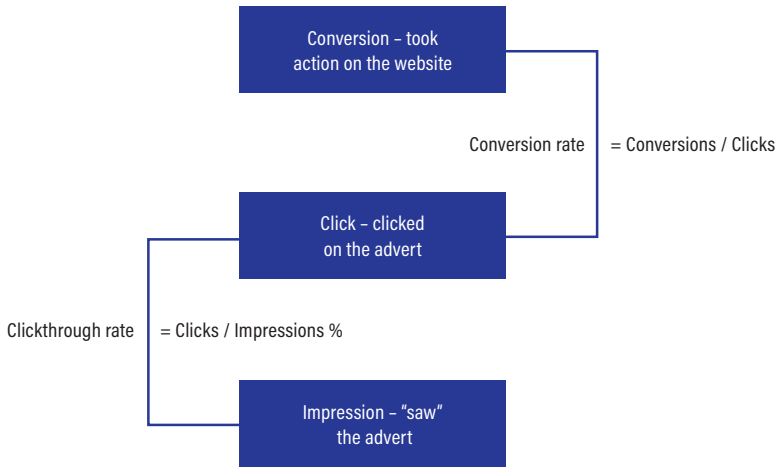


Figure 18.19 An image illustrating clickthrough and conversion rates

18.6.2 The bidding process

Advertisers need to determine the maximum they are willing to pay for a click on their ad, and they need to decide this for each keyword they enter for an ad. This bid is the maximum cost per click (max CPC).

However, this will not necessarily be the CPC that the advertiser must pay for a click. Every time a search query is entered, the search engine runs an auction to determine the placement of the ads where advertisers have bid on that search term. This auction is known as a generalised second price (GSP) auction, which is a variation on the Vickrey auction. The highest bidder gets the first slot, the second highest the second slot, and so on. Higher positions are more valuable, in the sense that they generate more clicks, and the GSP allocates these positions in order of bid size. Each advertiser’s payment is determined by the next highest bid.

In the GSP auction, each advertiser will pay the bid of the advertiser below him, plus a standard increment (typically US \$0.01), for a click on their ad.

Google AdSense has transitioned to the first-prize auction from the end of 2021. According to Google this will help advertisers simplify how they buy online ads.

18.6.3 Ads Quality Score

When it comes to ranking, it's not quite as simple as that. It rarely is!

The search engine doesn't only take the bid an advertiser places on a keyword into account; there are a number of other factors that come into play. In the case of Google Ads, this is known as Quality Score. Quality Score is a diagnostic tool meant to give you a sense of how well your ad quality compares to other advertisers. Quality Score is applied on keyword, ad group, and account level. It is important that your entire account has a good Quality Score, as it affects ranking and the cost per click.



Figure 18.20 The Google Adwords quality score

The Quality Score is ranked on a scale from 1–10 and available at the keyword level. The score is calculated based on the combined performance of these three components:

1. **Expected CTR:** The likelihood that your ad will be clicked when shown
2. **Ad relevance:** How closely your ad matches the intent behind a user's search
3. **Landing page experience:** How relevant and useful your landing page is to people who click your ad.

Another way to think of the Quality Score is as a discount that is applied to your campaign. For instance, an ad with a great Quality Score can achieve a top position at a lower bid than a competing ad with a poor Quality Score. For example, an advertiser with a Quality Score of 5 will have to pay twice as much for a certain position as an advertiser with a Quality Score of 10.

18.7 TRACKING

In order to report on campaigns, from start to conversion, you need to use appropriate conversion tracking. Conversion tracking is usually accomplished with a small tracking pixel that is placed on the conversion confirmation page of the website.

Google Ads offers conversion tracking tags, which will allow you to report on ads campaigns from impression through to conversion. The ads interface provides a wide range of useful reports.

In order to track many other networks, however, third-party tracking needs to be used. Most ad-serving technology will also enable pay-per-click tracking, usually at a nominal additional cost per click. Running display campaigns through these networks has an added benefit; you can access reports about how campaigns might influence each other.

If you are sending traffic to a website that uses Google Analytics, you can use campaign tracking to track and report on campaigns that are driving traffic to the site. It is best practice to link your ads and analytics accounts to share information across these platforms. For example, link the cost PPC in Google Analytics and some basic analytics information in ads.

18.8 IMPLEMENTING A SEARCH ADVERTISING CAMPAIGN

To have a successful search advertising campaign, you need to do more than just running an advert anytime. You need a plan that speaks to your business' marketing strategy.

18.8.1. Do your homework

For a successful campaign, you need a full online and offline analysis of the business, customer demographics, industry, and competitors. While it is relatively quick to set up a campaign, pre-planning will show dividends later. You need a brand, an identity, and a clear, unique selling point. You get only three lines to advertise, so you need to make sure you know what must be included and how to make the most impact.

18.8.2 Define your goals

You need to know what you want to achieve with your search advertising campaign. Branding campaigns, for example, are very different from campaigns to increase sales. What do you want users to do once they click on your ad?

18.8.3 Budget, Cost Per Action (CPA), and targets

Determine how much you are willing to spend to achieve your goal, your target CPA. Decide how much budget you are going to allocate to your search advertising campaign. If your goal is to increase revenue, your budget may be unlimited as long as revenue is increasing and you are within your target CPA.

18.8.4 Keyword research

You need to determine which keywords potential customers are likely to use when searching for the service that you offer. Along with that, you need to know:

- Which common misspellings or typos a customer might use
- Which words would show that they are not likely to purchase from you, such as 'free' and 'cheap'

- How to bid. Look at expected volumes for your keywords. There are also tools that will show you similar or related keywords, so you can expand your keyword list even further.

See [section 18.11 Tools of the trade](#) for some suggestions.

18.8.5 Write the ads

Using your keyword research, write compelling ad copy to promote your products. Ads can be unique to one keyword, or you can group them and have a number of keywords for one ad.

Make sure you use an appropriate display URL and that you target the landing page for each ad.

18.8.6 Place your bids

Based on your goals and keyword research, set the maximum bids for your keywords. Don't set these too high at this stage as you'll tweak the bids as you test your campaign. Don't make them too low either; you won't get much traffic, which could negatively affect your Quality Score. Test your ad to find the right balance in line with your goals. Ads also provides tools that can help to guide your decisions.

18.8.7 Tracking

Get your tracking tags in place, especially any conversion tracking tags. Make sure that you are consistent in your tags. Also, try to be as descriptive as possible while still being logical.

18.8.8 Measure, analyse, test, optimise!

With tracking in place, you can analyse your ROI down to a keyword level, and then focus your campaign and budget on the keywords that are converting best.

Consider how changing the text, image, or video of your ad could increase the CTR or your conversion rate. Test different landing pages to see what converts better.

Test the networks too. Your Bing campaign may perform better than Google, or your Facebook account may drive cheaper traffic. Always keep your goals in mind and work, work, work to achieve them.

18.9 ADVANTAGES AND CHALLENGES

There are many reasons why search advertising can be an excellent addition to any digital marketing strategy. For example:

- **No to low cost barrier:** You pay only for traffic, there are usually no setup fees involved, and all the tools you need to start out with can be accessed for free.
- **Tracking every cent:** Search advertising allows you to track your advertising spend down to a keyword level, so you can learn what works and what doesn't on a micro scale.

- **Targeted advert placement:** You can make your advertising relevant by using filters, targeting your ads to specific users, or even in the way you use keywords and match types.
- **You're giving your customers what they want:** You can put your advert in front of users who are searching for your product, allowing you to provide a solution, as opposed to creating an interruption.

Search advertising campaigns are quick to set up, can provide high volumes of traffic, and are highly trackable. But there are some pitfalls that you should be aware of.

Click fraud

Click fraud occurs when your advert is clicked on by users who are not legitimate potential customers. Because an advertiser has to pay for every click, sometimes unscrupulous competitors can click on the ad to force the payment. There are even automated bots that can click on ads, costing advertisers millions.

Thankfully, search engines have taken measures to combat click fraud. Therefore, it is no longer widely prevalent. Advertisers can report suspected click fraud, and the search engines will refund invalid or fraudulent clicks after investigation.

NOTE

Fraud protection software does exist to help reduce click fraud. There are many options to choose from.

How to detect this? Keep an eye on your campaign. Any sudden leap in CTR should be investigated, and you should pay particular attention to drops in the conversion rate, which would indicate potential fraud. Pause the campaign if you suspect fraud, and alert the search engine.

Bidding wars and climbing CPCs

High-traffic keywords are expensive, and the battle to stay on top means that the CPC of these keywords is escalating. Convincing yourself that it's number one or nothing can result in burning through your campaign budget quickly with little to show for it.

Keep focused on your campaign goals and ROI, and keep investigating to find less expensive niche keywords that work for you.

Keeping an eye on things

Search advertising campaigns require a lot of monitoring and the bigger your campaign gets, the more time this takes. Search advertising can provide a fantastic ROI, but you need to check in and tweak regularly to make sure that it continues to perform for you.

18.10 MEASURING SUCCESS

How do you know if a campaign is performing well? You may think that more clicks are better, but is this necessarily the case? Being in the top position means that you may pay more per

click. When your advertising budget is limited, it is often more cost effective not to bid too much for your keywords and to occupy the lower ad positions. Because you'll pay less per click, you can achieve more clicks and potential customers for your limited search advertising budget.

Advertisers need to consider what users do after clicking through to the advertiser's website from the search engine. When planning a search advertising campaign, it is crucial to set the goals of the campaign upfront, and to ensure that these are attainable. With a goal set up, the advertiser can track how many of the users that clickthrough to the website follow through to that goal. This is called a conversion.

Goals could be:

- Buying a product
- Filling in a form or quote
- Downloading a white paper
- Sending an enquiry
- Booking a flight.

We know that the CTR of an ad is the number of clicks out of the total impressions. The conversion rate of an ad is conversions divided by clicks. The cost per action, or the cost per each conversion, is the total cost of the campaign divided by the number of conversions. The average cost per click is the total cost of the campaign divided by the number of clicks.

As the advertiser, you also need to know the value of each conversion. If the value of a conversion is less than the cost of achieving it, you effectively lose money with every conversion. Knowing the value of a conversion to your business, will enable you to run search adg campaigns profitably.

	Impressions	Clicks	CPC	Total Cost	CTR	Conversions	Conversion Rate	CPA
A	1134	55	\$ 0.89	\$ 48.95	5%	5	9%	\$ 9.79
B	1134	123	\$ 1.36	\$ 167.28	11%	11	9%	\$ 15.21
C	2256	225	\$ 0.89	\$ 200.25	10%	11	5%	\$ 18.20

Figure 18.21 Adjusting bidding strategies based on business principles

You also want to look at your share of voice, which is your brand's share of the total advertising exposures for that sector or product type. This helps you measure how visible you are during your campaign.

18.11 TOOLS OF THE TRADE

The foundation of search marketing is keyword research, and there are a number of tools that will help you grow your keyword list and determine keyword volumes. Some are free and some require payment. All these tools should be used as guidelines only. They usually provide

trends and estimates, rather than specific values. Test the data with your own campaigns to determine what works best for you.

Ad management tools

- Google Ads Editor: google.com/intl/en/adwordseditor.

Keyword volume tools

- wordtracker.com
- tools.seobook.com/general/keyword.

Keyword suggestion tools

- adwords.google.com/keywordplanner (free account required)
- keyworddiscovery.com/search.html
- tools.seobook.com/keyword-tools/seobook.

Google Ads has an Ad Preview Tool, which allows you to see whether your ad is appearing on the page without using the search engine and thereby skewing quality score data. This can be accessed at google.com/AdPreview.

Some paid services that aid with keyword research are:

- moz.com/explorer
- advancedwebranking.com
- Also consider other ways to research your industry and brand (e.g., Google Trends) (google.com/trends) can show keyword search volume over time.

Spreadsheets, such as Microsoft's Excel, are useful to aid you in building your keyword lists. Getting to grips with functions, such as Concatenate and Vlookup, will be useful.

18.12 CASE STUDY: FROOITION

Frooition provides creative services and apps for more than a quarter of a million customers around the world.



One-line summary

Frooition, a web design firm, increased conversions and cut costs by optimising its PPC and SEO campaigns.

The problem

Frooition wanted to overhaul their SEO and PPC efforts so that they could maintain their current levels of sales conversions while simultaneously reducing their marketing budget.

The solution

The company partnered with Vertical Leap to change their SEO and PPC campaigns. The company solution operated on several levels:

- They found that eBay was limiting exposure of Frooition ads and requested removal of the restriction placed on the ads.
- They restructured the entire account using historical data so that they could better focus budget. Keywords that didn't work well were removed, and keyword match types were refined to better targeted search terms.
- They wrote new ad copy to match the new structure of the account and improve the keyword quality score.
- They adjusted the ad schedule so that high-performing hours of the day were targeted.
- They created new ad extensions to highlight USPs and improve clickthrough rates.

The results

Because they removed poorly performing keywords and refined targeting, they decreased the number of impressions by 33% and reduced overall spend by 65%.

The quality score improved dramatically, and cost per click was reduced by 52%.

The changes to ad copy and ad extensions, along with the targeting, increased the clickthrough-rate and conversions also rose.

In summary:

- Cost per conversion dropped by 70%
- Total conversions increased by 21%
- Conversion rate went up by 65%
- Overall costs dropped by 65%
- Clickthrough rate increased by 69% (Digital Training Academy, 2016).

By using data and actionable insights carefully, Frooition and Vertical Leap radically improved the PPC campaign.

18.13 CASE STUDY QUESTIONS

1. Explain why Frooition's ad campaign was trying to reduce the number of impressions?
2. Discuss which aspects of best practice worked together here to achieve the desired effect.
3. Explain how the use of data helped Frooition develop solutions in these areas:
 - 3.1 Exposure
 - 3.2 Budget
 - 3.3 Schedule

18.14 THE BIGGER PICTURE

Search advertising and search engine optimisation (SEO) should go hand in hand to create an effective search engine marketing strategy.

NOTE

Learn more about this topic in **Chapter 5: Search engine optimisation.**

Search advertising is an excellent source of keywords and conversions. This insight can be used to improve a site's SEO, as you will already know the relevance of these keywords to your intended audience. In turn, improved SEO rankings and social media interactions can help to reduce the CPC of your search advertising campaign, improve your Quality Score, and raise your CTRs throughout.

Search advertising can help to give your brand immediate search engine presence for your offline campaigns, when these might not yet be highly ranked in the natural search results. Search advertising can also be used together with online crisis management. If a company is unable to combat negative search results through the natural rankings, they are always able to bid for search ads that can present their view.

Having a firm grasp of search advertising on search engines will provide a good foundation for running digital advertising campaigns across other networks and ad types.

18.15 SUMMARY

Search advertising is advertising on the results pages of search engines; it is where an advertiser typically pays for each click on an ad. These ads consist of text, links, and ad extensions. They are listed above and alongside the organic search results and are marked as ads so that users are aware that these are paid-for listings.

Search advertising is targeted according to keywords, demographics, behaviour, or interest. On search engines, the CPC is determined by an auction.

The success of an ad may be determined by its CTR, but the success of a campaign will be determined by its conversion rate and its ability to achieve a target CPA. After all, it's not enough for users just to click on your ad; you want them to take specific actions on your site once they get there.

18.16 CHAPTER QUESTIONS

1. Why would competitors commit click fraud?
2. When should you use certain search types for ads, and why would this matter? How does it affect the number of conversions?
3. Why should one use relevant landing pages when running a search advertising campaign, and how does this affect the number of conversions?

18.17 FURTHER READING

ppchero.com – This website contains practical step-by-step guides to improving your search campaigns and provides regular posts on all things search marketing.

searchengineland.com – This blog covers not only search advertising, but the entire spectrum of search engine marketing, providing useful insights for all your search activities.

support.google.com/googleplay/android-developer/answer/9857753?hl=en – This is where you can find information related to Google Ads and other search advertising concepts.

18.18 REFERENCES

- Berry, S., 2021. 57+ Google Ads Statistics to Know in 2019 and Beyond. [Online]
Available at: www.webfx.com/blog/marketing/google-ads-statistics/
[Accessed 19 May 2022]
- Chaffery, D., 2022. 2022 Comparison of Google Organic Clickthrough Rates (SEO CTR) by Ranking Position. [Online]
Available at: www.smartinsights.com/search-engine-optimisation-seo/seo-analytics/comparison-of-google-clickthrough-rates-by-position
[Accessed 19 May 2022]
- Digital Training Academy, 2016. Search case study: How Frooition cut marketing costs 65% via smart SEM. [Online]
Available at: www.digitaltrainingacademy.com/casestudies/2016/02/search_case_study_how_frooition_cut_marketing_costs_65_via_smart_sem.php
[Accessed 19 May 2022]
- Google, 2008. A Guide To Building Successful AdWords Campaigns by Google. [Online]
Available at: www.adwordsrobot.com/en/free/ebook/a-guide-to-building-successful-adwords-campaigns---google
[Accessed 19 May 2022]
- Google, 2013. New Image Extensions Enable You to “Show” and “Tell” with Search Ads. [Online]
Available at: adwords.googleblog.com/2013/06/new-image-extensions-enable-you-to-show.html
[Accessed 19 May 2022]
- Google Ads Help, n.d. About Google Ads. [Online]
Available at: support.google.com/adwords/answer/6349091?hl=en
[Accessed 19 May 2022]
- Google Ads Help, 2021. About Ad Position and Ad Rank. [Online]
Available at: support.google.com/google-ads/answer/1722122
[Accessed 19 May 2022]
- Google Ads Help, 2021. Drive More Leads From Your Search Ads. [Online]
Available at: support.google.com/google-ads/answer/10364931
[Accessed 19 May 2022]
- Johnston, M., 2022. How Google (Alphabet) Makes Money. [Online]
Available at: www.investopedia.com/articles/investing/020515/business-google.asp
[Accessed 19 May 2022]
- Kemper, G., 2018. Search Engine Marketing: Why People Click on Paid Search Ads. [Online]
Available at: clutch.co/seo-firms/resources/search-engine-marketing-why-people-click-paid-search-ads
[Accessed 19 May 2022]
- Schwartz, B., 2020. 15% Of Search Queries On Google Are New – No Change There. [Online]
Available at: www.seroundtable.com/15-of-search-queries-google-new-30025.html
[Accessed 19 May 2022]

Sharp, E., 2014. The First Page of Google, By The Numbers. [Online]

Available at: www.protofuse.com/blog/first-page-of-google-by-the-numbers

[Accessed 19 May 2022]

Shelton, K., 2017. The Value Of Search Results Rankings. [Online]

Available at: www.forbes.com/sites/forbesagencycouncil/2017/10/30/the-value-of-search-results-rankings/?sh=550521d444d3

[Accessed 19 May 2022]

Tran, T., 2020. A Beginner's Guide to Using Google Ads (Previously Google Adwords). [Online]

Available at: blog.hootsuite.com/google-ads/

[Accessed 19 May 2022]

Webfx, 2021. 10 Facts You Probably Didn't Know About PPC. [Online]

Available at: www.webfx.com/internet-marketing/10-facts-you-didnt-know-about-ppc.html

[Accessed 19 May 2022]

18.19 FIGURE ACKNOWLEDGEMENTS

Figure 18.1: Screenshot, Google, 2022

Figure 18.2: Screenshot, Google, 2022

Figure 18.3: Screenshot, WordStream, 2022

Figure 18.5: Screenshot, Google, 2022

Figure 18.6: Screenshot, SocialSafe, 2022

Figure 18.7 – Figure 18.17: Screenshot, Google, 2022

Figure 18.20: kparser.com/adwords-quality-score/

Frooition logo: frooition.com

19

ONLINE AND DISPLAY ADVERTISING

In this chapter, you will learn:

- About the various business objectives you can meet with online advertising
- About all the various ad formats, payment models, and ad types available
- How and where to publish your ads
- How to run an online ad campaign step by step.

19.1 INTRODUCTION

Digital advertising, simply put, is advertising on the internet. It can be found anywhere you access the web; the majority of this form of advertising is now found on mobile. Digital advertising, also known as online advertising, is an integrated approach to advertising, focusing on desktop, tablet, and mobile devices. This includes display ads found on websites, ads on search engine results pages, ads placed in emails and on social networks, video and content advertising, and other ways in which advertisers use the internet.

NOTE

Read more about this in **Chapter 18: Search advertising.**

The terms 'digital advertising' and 'online advertising' are used interchangeably in this chapter.

The main objectives of online advertising are to increase sales, improve brand awareness, engage customers, and raise share of voice in the marketplace. It is based on the simple economics of demand and supply. Advertisers aim to stimulate a consumer need (demand) and then satisfy that need (supply).

Online advertising follows web user behaviour. Advertisers want to place their ads where potential customers will see them. Digital advertising is not limited to one specific medium or location; it can be placed almost anywhere on the web and can consist of images, text, videos, interactive elements, and even games.

Although the internet provides new scope for creative approaches to advertising, we see its advantages when we realise how trackable, and therefore measurable, internet advertising is. It is possible to track all interactions with the ad itself: the number of impressions served, how many clicks it received, post-click AdView data, and how many unique users were reached. This leads to valuable data that can be used to make sensible, effective business decisions.

NOTE

To find out more about measuring clicks, impressions, and general data integrity, read about Google's AdManager guidelines here: support.google.com/admanager/answer/2521337?hl=en.

19.2 KEY TERMS AND CONCEPTS

Table 19.1

Term	Description
Ad server	The technology that places ads on websites.
Animated GIF	A GIF (type of image file) that supports animations and allows a separate palette of 256 colours for each frame.

Banner	An online ad in the form of a graphic image that appears on web pages and mobile sites
Clickthrough rate (CTR)	Clicks / impressions, shown as a % conversion. A visitor completing a target action.
Cost per acquisition (CPA)	Sometimes called cost per lead. The cost of acquiring a new customer.
Cost per click (CPC)	When an advertiser pays only after their ad is clicked on, giving them a visitor to their site typically from a search engine in pay-per-click search marketing or programmatic CPC buying engines.
Cost per mille/ thousand (CPM)	Paid advertising option where companies pay a price for every 1000 impressions an ad receives.
Display network	A collection of content websites that serve pay-per-click ads from the same provider, such as Google Ads. Other bid options on the Display Network include impressions, viewable impressions, and conversions.
Google Ads	Google's PPC program, which allows advertisers to display their ads on relevant search results and across Google's content network.
HyperText Markup Language (HTML)	A language read by web browsers. Certain HTML 'tags' are used to structure the information and features within a web page.
Internet Protocol (IP) address	An exclusive number which is used to represent every single computer in a network.
Internet service provider (ISP)	The company that provides you with access to the internet (e.g., MWEB, Verizon, AT&T).
Key performance indicator (KPI)	A metric that shows whether an objective is being achieved.
Paid search advertising	Usually refers to advertising on search engines, sometimes called PPC advertising. The advertiser pays only for each click of the ad.
Tracking	Measuring the effectiveness of a campaign by collecting and evaluating statistics.
Tracking code	A piece of code that tracks a user's interaction and movement through a website.
Traditional media	Media that is not digitally based or bought through digital metrics; these include TV, print, radio, magazine, activation, and out of home (billboards).

Unique selling point (USP)	What makes your offering different to your competitors?
Web analytics	A software tool that tracks, analyses and reports data to measure web activity.
Web browser	What allows you to browse the web (e.g., Chrome, Firefox, Microsoft Edge, and OperaMini).

19.3 OBJECTIVES

Advertising online has a number of objectives; let's explore them.

19.3.1 Building brand awareness

Making users aware of a brand or product is an important long-term goal for any marketer. Once customers know about it, they are more likely to trust the brand. The more frequently a brand message is seen, the higher the recall on the brand, ad, or tag line. The better known a brand is, the more business it can do. Brand awareness drives recall at the point of purchase or when considering a brand to use. Its ultimate goal is to sell more of the product or service.

It is worth noting that despite low clickthrough rates, online advertising does drive awareness because the ad is seen even if it isn't clicked. This is highly relevant when using programmatic engines to drive affiliate-based marketing tactics. This moves away from the 'old school' CPM buy. Refer to the section on advertising exchanges and programmatic buying for more context.

Digital advertising is largely visual, making it an ideal channel for promoting brand imagery. Brand imagery is the result of all the visuals that represent your brand's identity. The images are more than just visuals; they convey an emotion in the viewer, also known as 'brand feelings'. Your brand image, however, refers to how your brand is perceived on the outside and the reputation it has in the world (Reid, 2019).

NOTE

Brand awareness is essential for launching a new brand or product or approaching a new audience. Read more about brand awareness in this article: blog.hubspot.com/marketing/brand-awareness.

Apple, for example, hosts an entire event dedicated to announcing its new releases. Other brands, such as Coca-Cola or Kleenex, have become so well-known that they replaced the generic terms, such as cola or tissue. These terms are known as propriety eponyms. Another popular eponym is band-aid. While BAND-AID is the name brand that makes adhesive bandages, most people use the term to refer to any adhesive bandage, regardless of who makes it.



Figure 19.1 Banner ads that raise awareness, such as this 2020 award winning banner from Swedish company ATG

19.3.2 Creating demand

Creating customer demand is a three-step process: inform, persuade, and remind. Consumers can't want what they don't know about. Advertising needs to convince them that they want something and let them know why they should want it. Online advertising provides a great way to communicate the unique selling points (USPs) of a product, helping to stimulate demand and reminding consumers about the product and why they want it.



Figure 19.2 A banner ad that creates demand for a new product

19.3.3 Satisfying demand

Once consumers want a product, they need to find out how to satisfy that desire. At this point, it is important for the marketer to show the consumer how a particular brand or product will best meet that need. Search ads are usually most useful for this (see **Chapter 18: Search advertising** for more information).

Ad · <https://www.budgetinsurance.co.za/> ▼

Save Up To R408pm* - Budget Car Insurance ✓

Get a discount on your home contents when you combine car and home contents insurance.

Let Us Call You · Car Insurance Quote · Home & Contents Quote · Budget Funeral Plan

Budget Lite 1 - from R 179,00 - Online Quote In Minutes · More ▼

📄 Get quote - The quick way to get a quote

Figure 19.3 A search ad that meets the customer's need to save money

19.3.4 Driving direct response and sales

All forms of digital marketing need to drive traffic and sales in the long term. However, the immediacy of online advertising also drives traffic and sales in the short and medium terms. Unlike traditional media advertising, online advertising can turn the potential customer into an actual customer right there and then. Better still, it is possible to measure accurately how effective the online advertising campaign has been in this regard.

19.4 THE KEY DIFFERENTIATOR

Online advertising is able to drive instant sales and conversions. Unlike other advertising mediums, the consumer can go from ad to merchant in one easy click. Because of the connected nature of the internet, online activities are highly trackable and measurable, which makes it possible to target ads and to track and gauge the efficacy of the advertising accurately. Each ad can be tracked for success.

The long tail of successful tracking also ensures that the user is tracked from the start of their journey to their final purchase, which might not be in the traditional 'awareness to sale' funnel. Google has called this principle 'attribution modelling', and it is based on the premise that a certain digital channel might be better at assisting in purchase than another, at a certain time, in a certain chain of interactions with the brand.

For example, a user might see a display ad for the VW Golf at the beginning of the month, but not click on it. Later in the month, they receive a raise and decide to purchase a new car, the VW Golf comes to mind. They search for it and click on a Google search ad to view the vehicle on the website and evaluate costs. Then, they visit a number of other vehicle websites. A week later, they see an ad on Facebook for the VW Golf on a 2% below prime sale, so they click on it and fill out the lead form for the dealer to call them. This demonstrates how different media might play a part in bringing the sale or last click attribution.

19.5 TYPES OF DISPLAY ADS

There are many different ways to display ads in digital. Some common options include Responsive Display Ads (RDAs), banner ads, interstitial banner, op-ups and pop-unders, floating ads, wallpaper ads, map ads, video ads, native content, and sponsored content.

19.5.1 Responsive Display Ads

Responsive Display Ads (RDAs) enable an advertiser to create ad assets that Google can optimise for different user interface options and for varied placement options. These assets are combined and displayed on the Google Display Network (GDN).

NOTE

For a detailed guide on how to create a RDA, click here: support.google.com/google-ads/answer/7005917?hl=en.

The assets include:

- **Images:** A minimum of 2 and a maximum of 15 high-quality images. Image specifications are prescriptive:
 - Files formats must be PNG, JPEG, or GIF and cannot be larger than 5120 KB.
 - 80% of the image must be clear of text and other elements.
 - An ad must have at least two images, where one must be landscape and the other square. (Google recommends using at least 5 images and they provide a list of recommended image sizes that prove popular on the GDN).
 - Images must be larger than 600 × 314 (landscape) and larger than 300 × 300 (square). The ratio for a landscape image must be 1:91:1.
 - To make images animated, HTML code must be used (or AMPhtml for mobile).
- **Short headlines:** The first line of your ad. You can create up to 5 headlines that are under 30 characters.
- **Long headlines:** Here you have up to 90 characters to draw the user's attention.
- **Business name:** The full business name with the correct spelling and punctuation.
- **Logo:** Specifications are prescriptive. The rules are:
 - More than one logo can be uploaded
 - There is a preference for logos that are 1 200 × 1 200, but the minimum requirement is 128 × 128
 - As with images, the file size for a logo may not exceed 5120KB.
- **Video:** Link to a YouTube video that is 30 seconds or less.
- **Final URL:** Leads the user to the final destination (e.g., a website landing page)
- **Descriptions:** Up to 5 descriptions that act as the hook for the ad.
- **Optional extras:** Add a CTA, an additional URL, and/or promotional text.

NOTE

For a deeper dive into this topic, visit the Hootsuite website here: help.hootsuite.com/hc/en-us/articles/1260804248710-Create-a-Google-responsive-display-ad-campaign.

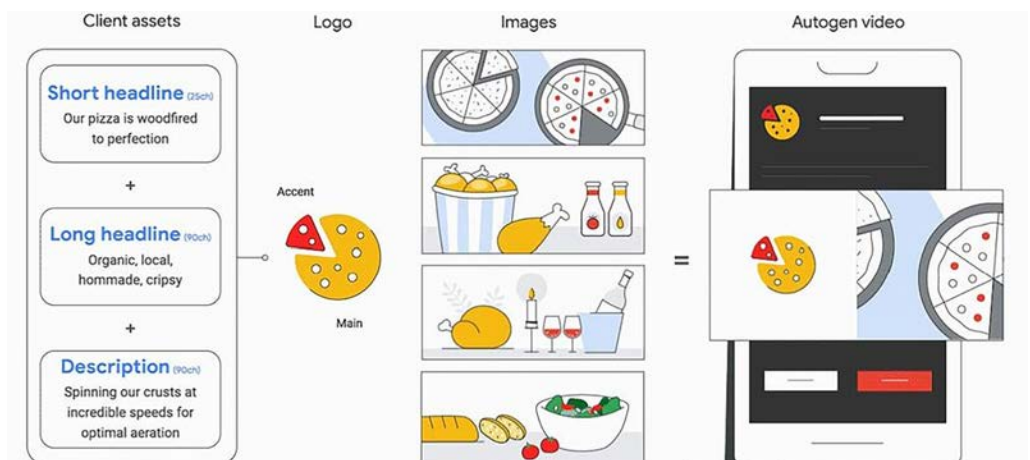


Figure 19.4 An image of a responsive display ad from Google Support

Not only do RDAs adapt and respond to the user's interface, they can also be used to target the user's specific interests, and preferences. Find out more about Google Dynamic Remarketing campaign here: support.google.com/google-ads/answer/3124536?hl=en.

19.5.2 Banner ads

A banner ad is a graphic image or animation displayed on a website for advertising purposes. Static banners are in GIF or JPEG formats, but banners can also employ rich media such as video, JavaScript, HTML5, and other interactive technologies. These allow the viewer to interact and transact with the banner. Banners are not limited to the space that they occupy; some expand on mouse-over or when clicked, some capture data within the banner.

Comparatively, Rich Media Ads offer a far more robust build. Explore the features and affordances of Rich Media Creative Ads here: support.google.com/richmedia/answer/2417545?hl=en#zippy=%2Cbanner%2Cdynamic-creatives%2Cexpanding.

NOTE

Rich Media ads come in many formats available on Google Display and Video 360. To see examples of these powerful interactive ads, visit the Rich Media Gallery here: www.richmediagallery.com/formats.

Standard banner sizes

There are standard sizes (measured in pixels) for static, animated, and rich media banner ads. Creating banners in these sizes means the ads can be placed on many websites; advertisers sell space in these sizes as well. Though these are still an option, most advertisers currently make use of Responsive Display Ads for their display campaigns.

NOTE

For more on Banner specifications, click here: support.google.com/google-ads/answer/1722096?hl=en#zippy=.

Banners may be animated, static, or HTML5 (or AMP HTML for mobile users), but must be under 150 KB in file size. The standard formats are:

- Banner (468 × 60)
- Small square (200 × 200)
- Square (250 × 250)
- Large leaderboard (970 × 90)
- Half-page ad (300 × 600)
- Skyscraper (120 × 600)
- Wide skyscraper (160 × 600)
- Large rectangle (336 × 280)
- Inline rectangle (300 × 250)
- Leaderboard (728 × 90).

All ads need to be supplied with a destination URL. Some rich media ads allow for multiple destination URLs.

19.5.3 Interstitial banners

Interstitial banners are banners shown between pages on a website or, more often, between screens on an app. As you click from one page to another, you are shown this ad before the next page is displayed. The user is given the option to close the ad. Google has strict rules for this format. They penalise, for instance, when interstitial ads do not appear during a natural transition, but while the user is browsing or in the middle of a task at hand (e.g., when playing a game or buying a product). Read more about it here: support.google.com/admob/answer/6201362?hl=en.

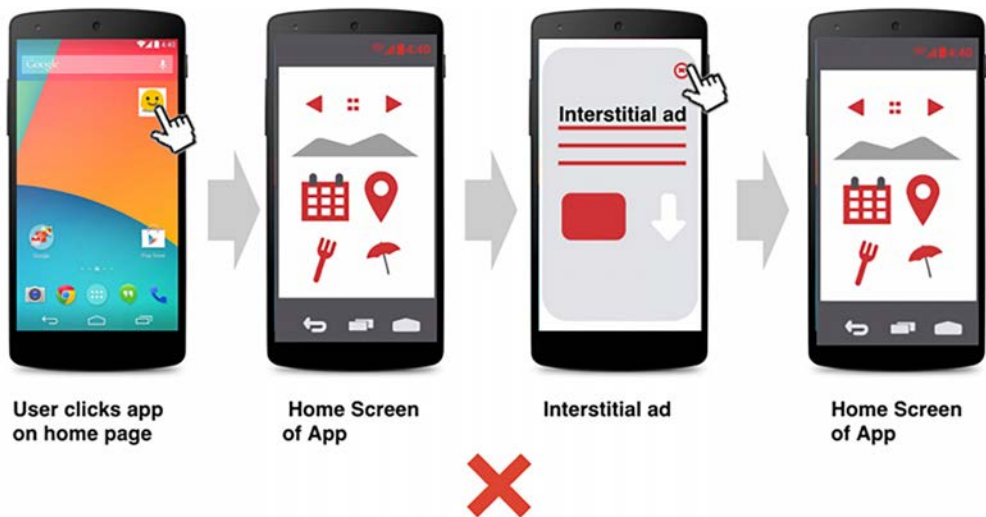


Figure 19.5 A disallowed interstitial ad between screens on a mobile app, from Google Support

Pop-ups and interstitial ads rank lower on Google's SERP, since users tend to dislike those ads. If deemed intrusive to the user's experience, Google will devalue the website. These formats must be implemented with the user's experience in mind.

19.5.4 Pop-ups and pop-unders

As the name suggests, these are ads that pop up, or under, the web page being viewed. They open in a new, smaller window. You will see a pop-up straight away, but will probably become aware of a pop-under only after you close your browser window.

These were very prominent in the early days of online advertising, but audience annoyance means that there are now 'pop-up blockers' built into most good web browsers. This can be problematic as sometimes a website will legitimately use a pop-up to display information to the user. Pop-ups still occur now and then on mobile phones or when visiting somewhat unethical sites.

19.5.5 Floating ads

Floating ads appear in a layer over the content, but are not in a separate window. Usually, the user can close this ad. In fact, best practice dictates that a prominent close button should be included on the ad, usually in the top right-hand corner. Floating ads are created with HTML or Rich Media, and float in a layer above a site's content for a few seconds. Often, the animation ends by disappearing into a banner ad on the page. These days many sites are using pop-ups to encourage newsletter sign-ups or social media likes rather than to advertise products.

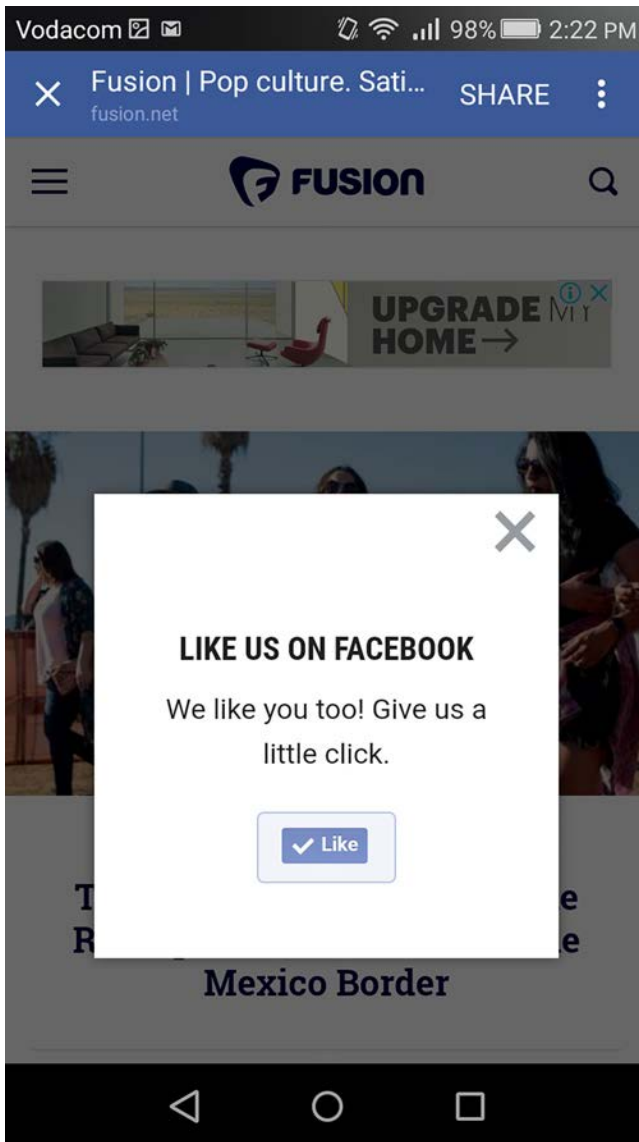


Figure 19.6 A floating ad on Fusion.net mobile

19.5.6 Wallpaper ads

This ad changes the background of the web page being viewed. It is sometimes possible to click on an ad of this type, but not always. Wallpaper ads are purely impression-based strategies and used exclusively for brand or product awareness objectives.

NOTE

Remember, your goal is to inform and motivate customers, not annoy them. Floating ads should be engaging and easy to close.

19.5.7 Map ads

This is advertising placed on an online map, such as Google Maps or Waze. This type of ad is ideal for local businesses and is usually based on keyword searches for the brand's offering.

19.5.8 Video ads

Video campaigns are excellent for driving traffic to your site and for increasing awareness. As explored in **Part 3: Creating**, video is a powerful marketing format. Video placements are available on the Google Display Network. Google Ads target devices such as Smart TV and DSTV. Common display formats for this are video and banner ads. Also, TrueView In-Stream ads run on YouTube and on some Google Display Networks. To find out more about this option, click here: support.google.com/google-ads/answer/2404190?hl=en.

The Telegraph

IKEA

A-Zzz OF BEDROOM IDEAS

26 things you could be doing to sleep better.

Take the quiz

Figure 19.7 Native content from IKEA®

19.5.9 Native content

Native content advertising is the online version of advertorials. This is where the advertiser produces content that is in line with the editorial style of the site, but is sponsored, or in some way product endorsed, by the brand. Video is an increasingly popular method of native advertising. Great examples of this exist on [Buzzfeed.com](https://www.buzzfeed.com).

19.5.10 Sponsored content

Sponsored content advertising exists at the bottom of articles you read online. This is where the 'suggested articles' posts appear. In most cases, this is paid-for promotion. Advertisers pay to have their content promoted under certain categories of sites or articles.

19.6 PAYMENT MODELS FOR DISPLAY ADVERTISING

As well as a variety of mediums and formats, there are also a number of different payment models for display advertising.

19.6.1 CPM

CPM stands for cost per thousand impressions (M is the Roman numeral for a thousand). This means the advertiser pays for every thousand times the ad loads on the publisher's page. This is how a campaign is normally priced when brand awareness or exposure is the primary goal.

CPM rates for rich media ads are often based on file size, so rates are usually higher than for standard media ads.

19.6.2 vCPM

If budget is a concern, advertisers can select the vCPM option so that they only pay for the impressions that can be measured as viewable (viewable cost per thousand impressions). Find out more about this strategy here: support.google.com/google-ads/answer/3499086?hl=en.

19.6.3 CPC

CPC stands for cost per click. This means that the advertiser pays only when their ad is clicked on, regardless of how many times it has been viewed. CPC advertising is normally associated with search advertising, although it has become very popular in display advertising too, especially when using ad networks. Banners can be priced this way when the aim is to drive traffic and conversions. It is also a payment method sometimes used in affiliate marketing, when the aim is to drive traffic to a new website.

NOTE

Read more about this in **Chapter 18:**
Search advertising.

19.6.4 CPA

CPA refers to cost per acquisition. Using this model means that the advertiser pays only when an ad delivers an acquisition after the user clicks on the ad.

Definitions of acquisitions vary, depending on the site and campaign. It may be a user filling in a form, downloading a file, or buying a product.

CPA is often the best option for advertisers because they pay only when the advertising has met its goal. For this reason, it is also the worst type for the publisher, as they are rewarded only if the advertising is successful. The publisher has to rely on the conversion rate of the advertiser's website, something that the publisher cannot control. The CPA model is not commonly used for banner advertising and is generally associated with affiliate marketing.

19.6.5 Flat rate or sponsorships

Large sites with high website traffic, such as Media24 Network, sell priority space that is still available after direct sales efforts. These placements can be purchased on a CPM or on a fixed-term agreement. If this is the case, Google will pay the owner of the website via Google AdSense.

Additionally, owners of lower-traffic sites can sometimes sell banner space at a flat rate, in other words, at a fixed cost per month, regardless of the amount of traffic or impressions. This would appeal to a media buyer who may be testing an online campaign that targets niche markets. A popular way that this is employed is via a homepage or section takeover, in which a brand can buy a homepage takeover on a news portal on the day of an important news event, such as a big sports day or an election.

There are several variations to what a sponsorship on a website entails. Examples include exclusive ads on all the pages and slots on a specific page, newsletter or section, and sponsoring content. Sponsorship means that no other advertiser will appear in that section. Sponsorships are often difficult to measure and are mostly used to raise brand awareness. These can be very effective when launching a new brand.

19.6.6 CPE

With the cost per engagement (CPE) model, advertisers pay for interactions with ads, normally placed in videos or application (e.g., Facebook apps). An interaction, referred to as an engagement, usually starts with a rollover or mouse-over that expands the ad. An engagement can also be a like, comment, share, or other platform-relevant social action.

Once expanded, an ad may contain a video, game, form, or other interactive content. The ad doesn't take the user away from the web page, and marketers pay only when a user completes an action.

19.6.7 What payment model can you expect?

The advertiser rarely has a say over the payment model used. This comes down to the website owner or publisher, advertising type, and other factors, such as the popularity of the site.

CPM favours the publisher, while CPA favours the advertiser. Sometimes, a hybrid of the two payment models is pursued.

High-traffic, broad-audience websites, often referred to as 'premium' or booked media, will typically offer CPM advertising. Examples include web portals such as yahoo.com or news sites such as cnn.com.

Niche websites with a targeted audience are more likely to offer CPC or CPA advertising to advertisers with an appropriate product. These can also fall under the umbrella of affiliate marketing.

As programmatic ad exchanges (a way to purchase digital advertising inventory) take over more of the digital inventory, the CPM and sponsorship buying models are starting to wane in popularity for both advertiser and publisher. The accuracy and cost efficiency with which programmatic uses remnant advertising inventory from sites that sell majority CPM inventory, make it a popular way to target and buy going forward. This style of buying also allows much better targeting of the advertising over time, a big plus for advertisers. This will soon overtake the traditional CPM buy in 100% of cases.

Types of advertising can be seen on a scale from more intrusive (and thus potentially annoying to the consumer) to less intrusive. In the same way, payment models can be scaled from those that favour the publisher to those that favour the advertiser.

When planning a campaign, it is important to know how the advertising will be paid for and what kinds of advertising are offered by publishers. A lot of this can be solved by using a company that specialises in ad serving, media planning, and media buying.

Which is the best payment model for you? This will depend on the purpose of your ads and the return you expect on your investment. Each payment model can be effective and lucrative if used appropriately.

19.7 GETTING YOUR ADS ONLINE

To get your ads to appear online, you need to find and pay for the space where they will appear. There are several options for doing this:

- Premium booked media
- Advertising networks
- Advertising exchanges and programmatic buying

- Social media advertising placement (see more in **Chapter 17: Social media advertising**)
- Native advertising
- Mobile advertising
- Ad servers.

19.7.1 Premium booked media

Premium booked media works very much in the traditional way of booking advertising. The advertiser contacts the premium media provider (usually a single group that oversees a key, high-profile online space) and discusses options for placing an ad. Usually a costly, high-profile option, this will involve negotiating on targeting and pricing for the space desired.

19.7.2 Advertising networks

An advertising network is a group of websites on which ads can be purchased through a single sales entity. It could be a collection of sites owned by the same publisher. For example, New Line Cinema, Time Inc., and HBO are all owned by Time Warner Inc. Or it could be an affiliation of sites that share a representative.

The Google Display Network is one of the largest advertising networks in the world. The advertising network acts as an intermediary between advertisers and publishers and provides a technology solution to both. As well as offering a centralised ad server that can deliver ads to a number of websites, the networks offer tracking and reporting, as well as targeting.

Advertising networks can categorise the sites by factors such as demographics, topic, or area of interest. Audience targeting is a particularly useful option, in which an ad can be targeted according to remarketing lists, custom lists, or interest categories. Advertisers pay to advertise in specific channels and not in individual sites.

In general, audience targeting is preferred to placement targeting. Usually, the campaign will then be optimised based on the best converting sites or on the objectives of the campaign. Rates are often negotiated with the network, and placements are booked over a period of time.

NOTE

For those just starting out and learning the ropes, Google recommends using conversion as your objective.

19.7.3 Advertising exchanges and programmatic buying

Advertising exchanges are where unsold advertising space, called inventory, is placed by publishers for bidding. The inventory is sold to the highest bidding advertiser. This type of advertising gives advertisers far more control and mimics the PPC model of search advertising (GSP auction). However, bids are for audience profiles and space rather than for keywords. It allows publishers to fill unsold inventory at the highest available price, and can give smaller advertisers access to this inventory.

Programmatic buying is the automated purchasing of digital advertising space using software. This is much more efficient than the old process of human ad buyers and salespeople, and therefore it is also cheaper. Programmatic buying can happen in advance from specific publisher sites or in real time bidding.

Real time bidding is one kind of programmatic ad buying in which ads are bought on a per-impression basis through real time instantaneous auctions.

Programmatic buying is exciting because it makes targeting much easier. It uses small predictive analysis to present your ads to the most likely optimal target market, and then evolves from there, based on what is working best. This frees marketers up to focus on KPIs, creative strategy, and other aspects.

19.7.4 Social media advertising

Many social media platforms offer an advertising option, as this is their primary source of revenue. Social media can be an excellent place to reach prospects because you can usually target very accurately based on user-provided demographic information.

NOTE

Read more about this in **Chapter 17: Social media advertising.**

19.7.5 Native advertising

Native advertising is presenting advertising in a way that matches the platform on which it is presented and that meets audience expectations for that platform. It is an indirect promotion of the brand or product, focused primarily on providing value to a specific readership, but it differs from content marketing in that it is paid. Essentially, it is paid advertising that works very hard not to disrupt the user experience. In its ideal form, this means the user is presented with useful, engaging content, that in turn is much more compelling than a banner ad.

It can look like paid search ads on a search engine, sponsored content like on LinkedIn or Facebook, or promoted listings, like on Twitter. However, it more closely resembles content than advertising.

19.7.6 Mobile advertising

Mobile advertising is no longer something that should be considered in isolation. While there are still mobile-online networks, online advertising is moving toward real time buying and networks, and so device is becoming just another targeting option. All of the ad options already discussed are also available on mobile. For some interesting stats on mobile ads, visit this website: digitalthirdcoast.com/blog/google-ads-statistics.

Blind networks

These networks target a large number of independent mobile publishers, and generally allow you to target by country or type of content, but not by specific websites. Payment tends to

be on a CPC basis, which can vary. An example of this kind of network is BuzzCity (buzzcity.com). Very few low-cost blind networks exist these days, as they have all been bought up by programmatic engines.

Premium blind networks

Advertising on premium blind networks tends to be more expensive but allows the advertiser to target better-known brands and high-traffic sites. Broadcasters or operator portals fall under this category. Payment here is often on a CPM basis. Millennial Media, now owned by AOL, is an example of a premium blind network. While targeting options are available, different networks can work in different ways, with varying levels of support.

Premium networks

These networks often offer sales as a direct extension of the big brands that they present. More detailed targeting and sales support is available, but they also charge higher rates. They also offer different ad bidding options, such as CPC and CPView for video ads. An example of this kind of network is Widespace.

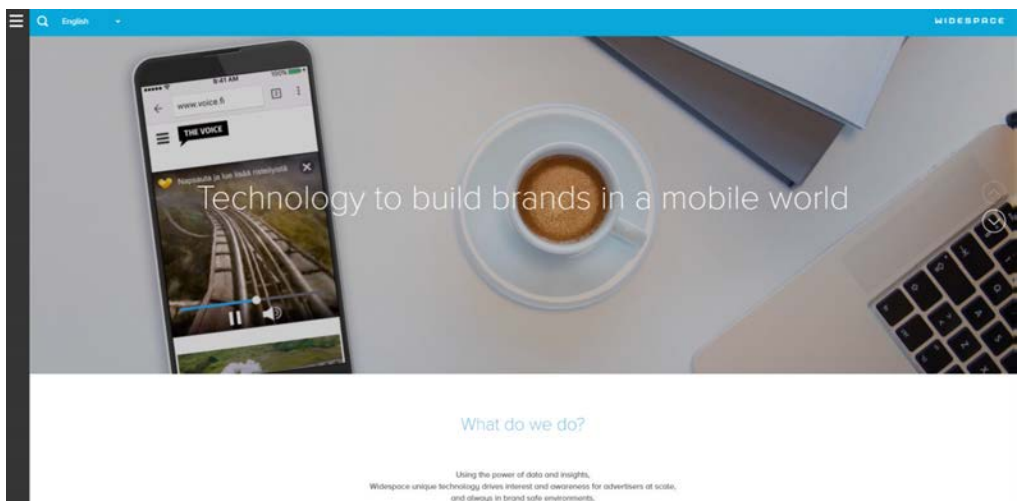


Figure 19.8 Widespace is an example of a premium mobile ad network

Gaming console advertising

A phone isn't the only kind of mobile device. Internet-connected game consoles are also classified as Digital TV, and they allow for advertising. Consoles like Xbox One can replace a cable box, DVD player, stereo, and older gaming consoles, so users of all ages and demographics could find them appealing.

NOTE

For more on in-game advertising read this article www.emarketer.com/content/in-game-advertising-ramping-up-consumers-worried as well as this one: www.fastcompany.com/90743977/sony-advertising-platform-video-games.

19.7.7 Ad servers

Ad servers are servers that store ads and deliver them to web pages. Ad servers can be local, run by a publisher to serve ads to websites on the publisher's domain, or they can be third-party ad servers, which serve ads to web pages on any domain. Ad servers facilitate ad trafficking and provide reports on ad performance. They have two functions: to help publishers manage their ad inventory and to help advertisers monitor and optimise their campaigns.

The benefits of ad servers

Rather than distribute copies of each piece of creative advertising to each publisher or media buyer, you can send out a line of code that calls up an ad directly from the ad server each time an ad is scheduled to run. The agency loads the ad the server once and can modify rotations or add new units on the fly without needing to re-contact the vendors. This is referred to as third-party ad serving.

The ad servers provide a wealth of data, including impressions served, ads clicked, CTR, and CPC. While publishers have their own ad servers, most of the third-party ad servers also have the ability to provide performance against post-click activities such as sales, leads, downloads, or any other site-based action the advertiser may want to measure.

Ad servers provide a consistent counting methodology across the entire campaign, enabling the advertiser to gain an 'apples to apples' comparison of performance across the entire media schedule, which includes multiple websites. This ensures that the advertiser gets what they are paying for and avoids fraudulent activities, such as click fraud, as a good third-party ad server should be audited.

The ad server also allows sophisticated targeting of display advertising. Examples of third-party ad servers include Google DoubleClick and Sizmek. It is generally accepted practice to run one of these ad servers, but they all cost a percentage of the CPM rates.

19.8 TARGETING AND OPTIMISING

Ad servers serve ads across a number of websites and can track a user's clicks, impressions, and actions. This means that ad servers can offer advertisers the following:

- **Frequency capping:** This limits the number of times a specific user sees the same ad in a set time period.
- **Sequencing:** Using the sequential creative rotation feature, an advertiser can control the order of the ads and therefore, the order that the user will see them.
- **Exclusivity:** This ensures that ads from direct competitors are not shown on the same page.
- **Roadblocks:** This allows an advertiser to own 100% of the advertising inventory on a page.

The ad server can also target ads based on the business rules of the advertiser or the profiles of the users.

- **Geotargeting:** Online advertising has the ability to target markets by country, province, or city, and can even drill them down to something as specific as their IP address. This is also known as IP targeting. In this case markets, can further be targeted via networks or browser types (e.g., Chrome, Internet Explorer, Mozilla Firefox, and Safari).
- **Technology type:** Users can be segmented and targeted according to their bandwidth or internet connection type. They can also be segmented according to their search browser, platform, and carrier.
- **Day and time:** Advertisers can choose the time of day or day of the week when their ads are shown. Advertisers can specify when their campaign should flight, down to the minute. This usually depends on the client's objective for the campaign or the product itself.
- **Language:** Using the browser language setting, users can be targeted by language.
- **Audience targeting:** The ad server uses the profile of a user, built up over websites visited previously, to determine which ads to show during a given visit. These lists of users – or expressions – can be used to target specific groups of users. Lists can be combined and excluded. There is no limit to the size of the expressions, and they can be shared with other advertisers who can then add these insights to their lists.

NOTE

Location targeting can be very cost-effective for physical events and regional offers.

Remarketing is another form of audience targeting. This allows the ad server to display ads to users after they have interacted with a website in a certain way, for example, by adding an item to their cart on an ecommerce page but not checking out. The user may then see an ad for the product they have in their cart, encouraging them to go back and make a purchase. This can be done through various engines, the most popular of which is DoubleClick Digital Marketing (DDM) from Google.

NOTE

You can find out more about DoubleClick Marketing at: [support.google.com/faqs/answer/2727482?hl=en#:~:text=DoubleClick%20Digital%20Marketing%20\(DDM\)%20is,holistic%20programs%20across%20multiple%20channels](https://support.google.com/faqs/answer/2727482?hl=en#:~:text=DoubleClick%20Digital%20Marketing%20(DDM)%20is,holistic%20programs%20across%20multiple%20channels).

Another approach to audience targeting is to set up parameters to determine when a certain ad needs to be shown. For example, if the user has clicked on a banner advertising a test drive, and the user has actually booked the test drive, the next time they see an ad from the advertiser, a different ad will be shown because the user has already responded to the first one.

- **Contextual advertising:** The ad server deduces the optimum ads to serve, based on the content of the page. To do this, an advertiser will use keywords and topics in their ad group. For example, on an article about mountain bike holidays in Europe, the ad server would show ads for new mountain bikes, or ads from travel companies offering flights to Europe, or perhaps ads for adventure travel insurance.

19.9 TRACKING

Online advertising can be tracked – a feature that makes it so superior to conventional advertising. Not only can an advertiser tell how many times an ad has been seen (impressions), but also how many times the ad has been successful in sending visitors to the advertised website (clicks). As discussed in the **Chapter 21: Conversion optimisation**, the tracking needs to continue on the website to determine how successful the ad has been in creating more revenue for the website (conversions).

NOTE

Read more about this in **Chapter 21: Conversion optimisation**.

In addition to tracking ads, advertising networks can provide information about the users who saw the ad, as well as those who acted on it, including:

- Connection type
- Browser
- Operating system
- Time of day
- Language
- Internet service provider.

Many third-party ad servers will set a cookie on impression of an ad, not only on clickthrough, so it is possible to track conversions that happen indirectly (called view-through conversions). Simply put, third-party ad servers can track not only the post click data, but also the post view data – when a user sees an ad, does not click on it, but goes to the website after viewing the ad either by typing in the URL or by searching for the site.

Using this information, the ad server can target the ads displayed, helping advertisers to optimise campaigns and get the most from their budgets.

19.10 IMPLEMENTING ONLINE ADVERTISING

Knowing the various types of display options and payment models available is all very well, but you may be wondering how to put this all together as you plan your campaign. Here is a step-by-step guide that you can follow to ensure that you run effective ad:

Step 1: Determine your campaign goal

Are you embarking on a branding campaign, or is your primary focus direct response? Keep your overall channel and brand objectives in mind when planning your digital campaign.

Step 2: Identify your key performance indicators (KPIs)

Which figures will let you know if you are succeeding? This should tie in closely to your goal.

Don't forget to keep an eye on any non-digital advertising that the brand is doing. This could have a significant effect on your results, and you want to ensure that you are communicating the same message.

Step 3: Investigate your target audience

What websites are they likely to be visiting? The type of creative you use and the payment model you follow will largely be determined by the websites on which you advertise.

Online advertising is an acquisition and awareness channel. It does not require users to seek an interaction actively, as search advertising and email marketing do. It is therefore crucial that the ads are placed in front of the audience that is most likely to convert. Sites such as Narratiive can help give this type of insight (narratiive.com).

Step 4: Research potential publishers to host your ads

Niche websites with a smaller, more targeted audience will most likely charge a flat rate for display advertising or a CPA rate. They could be flexible in display options that they offer, but you will need to take into account their bandwidth costs if they serve the ads.

High-traffic websites with a broad audience will usually charge on a CPM basis. They will broker their advertising inventory through an ad network or a number of ad networks.

Step 5: Set a budget

Most advertising platforms will let you set and dynamically manage your budget. Decide how much you are willing to pay per click, impression, action, or engagement, and set your total budget in line with this.

Step 6: Create your ads

Now, you will need to brief your creative team to ensure that you have the optimum banners for your campaign.

Your online ads will need to:

- Attract attention
- Convey a message
- Entice action.

Animation attracts attention, but be wary of being one of several animated banners on a website. Banners should not be considered in isolation, but in the context of the website on which they will appear.

Web users respond well to being told what to do, and the content of an online ad should be concise and directional. Examples of these CTAs include:

- 'Click for a quote.'

- 'Click here for the full video and win.'
- 'Donate now.'

Step 7: Choose or create a landing page

All advertising needs an appropriate landing page or destination URL. Whether this involves creating a microsite or merely leading users to an existing page on the website, ensure that clickthroughs are not being wasted. Generally, sending advertising traffic to your homepage is not a good idea as it leaves the user confused about where to go next.

Step 8: Run your ads

Now that you're all set up, you can let your ads go live! Keep a close eye on your spending to ensure that you're getting a decent return for your money, and that nothing unusual is occurring.

NOTE

If a problem comes up, you can simply stop your campaign, change the creative elements or modify your approach. The beauty of online advertising is that it can be revised almost instantly.

Step 9: Track, measure, optimise

As with all online marketing tactics, you need to track what your ads are doing and the results they are generating, measure your returns and successes, and then optimise your online ad campaigns to get even better returns in the future.

19.11 THE FUTURE OF ONLINE ADVERTISING

On the web, the convergence of digital devices and channels is leading to new avenues for online advertising. Digital advertising can reach customers anywhere where they can access the web. Digital marketing has become more important than ever with the accelerated adoption rate of users as a result of the COVID-19 pandemic. But it is not without its challenges, such as increasing CPC prices and changes to tracking cookies due to privacy concerns.

NOTE

Read about this in the McKinsey study on quantum leap of digital adoption: www.mckinsey.com/business-functions/strategy-and-corporate-finance/our-insights/how-covid-19-has-pushed-companies-over-the-technology-tipping-point-and-transformed-business-forever.

While we have become used to the internet as a free medium where we can read and interact with any content we want, it is the fact that it is an advertisers' medium that keeps it free. And that means that as technologies evolve and the way we interact with content changes, so advertising follows.

Previously, the level of interaction a web user had with a website could be measured by the number of pages of that website the user viewed. Now, technology (e.g., AJAX) and rich media (e.g., video) mean that the time spent on a web page can be more meaningful than the number

of pages viewed. The key word here is 'engagement', and technology and data analysis are working towards being able to determine how websites can quantify the level of engagement with a viewer. The ultimate way to get your customers excited is by providing them with a product experience that beats all others.

Display ads have a history of being annoying and frustrating for online users. This is no longer the case. Due to responsive and dynamic banners with personalised and targeted messages that are displayed directly to the user, display advertising CTRs are on the rise. Additionally, formats such as native advertising, for example, have a fairly good engagement rate. The question remains: With the digital's marketing focus on tracking and measuring response and engagement, should a company spend money on less measurable activities such as 'brand building', where they are paying on a CPM basis?

Using third-party ad servers and post-impression tracking, the effects of different advertising and marketing channels on each other can be observed. Banner advertising can see an increase in search volume, for example.

NOTE

View-through conversions are important to look at as well, especially if your campaign is focused on raising awareness.

What does this tell us? Measurement should take place across all channels, and no channel should be utilised in isolation. The best results will be gained through an integrated and holistic approach to digital marketing.

19.12 ADVANTAGES AND CHALLENGES

Online and display advertising have many advantages, but also many challenges. As evocative and interactive as they can be, many consumers are feeling exhausted by ads and concerned about their privacy.

19.12.1 Advantages of online advertising

Banner advertising goes a long way towards bridging the advertising divide. They can look very similar to print ads, and they occupy a particular bit of real estate in a publication with a particular number of views. It's easy to understand, and it does the things with which buyers are familiar.

Online advertising can take advantage of the emotive qualities of images, videos, and animations. Some campaigns are better suited to images than plain text.

Since banners can contain rich media, they offer levels of interactivity that other forms of advertising cannot achieve. This allows your target market not only to see your banner, but also to play with it. Interaction builds a bond and improves the chances of the consumer remembering your brand tomorrow. Cognitive learning is a powerful outcome of interactive display advertising.

Modern online advertising is able to bring together a number of other online marketing tactics, such as animations, games, video, and Flash.

Banner ads, like all digital marketing tactics, are measurable. Track clickthrough rates and you get an idea of exactly how many users are responding to your call to action. Some publishers even have the ability to do post-click tracking, which means that you can track the user all the way to a sale if that is the purpose of the ad.

19.12.2 Challenges of online advertising

A lot of display advertising is intrusive, so popup blockers can often prevent ads from being served as they were intended by the advertisers. There are also extensions available for web browsers, such as Adblock Plus, that will block advertising on web pages. Technologically savvy consumers are increasingly using these methods to limit the advertising that they see, which for the most part is okay. Ideally, you want to target interested users to click and convert, so make sure that online users are streamlining what they see based on their interests and not the design and execution of your ads.

NOTE

Advertising is not a problem that's unique to the web. For example, TV viewers are increasingly skipping ads or watching episodes through online streaming services.

Bandwidth can also be an issue, although this is a shrinking problem. However, campaigns should be planned according to demographics in determining the richness (and investment) of interaction.

Consumers are suffering from advertising fatigue, so while new technologies can provide great results, as soon as the market moves mainstream it can get saturated. Consumers are increasingly ignoring ads.

19.13 MEASURING SUCCESS

How you measure the success of an online ad campaign will depend greatly on the objectives you set for that campaign. For this reason, it is important to set those objectives before the campaign begins. The objective you have in mind will inform the goals you monitor (where 'goal' is a specific user action), and that will inform the KPIs you track. You will also want to measure events or steps in the conversion process.

As an example, if your objective is awareness, you may want to look into the following KPIs, among others:

- Number of visits to your website
- Amount of user engagement (measured by time on site, comments on or shares of a social ad)
- Number of product views
- Number of brochure downloads.

Remember, KPIs are going to differ based on your objectives. Always keep that in mind!

As we explored in **Chapter 3: Market Research**, it is essential to design with the user in mind. Another way to measure the success of your campaign is to run a Brand Lift Study. This is a valuable and meaningful strategy of getting user feedback on the look and feel of your brand. Find out more about Brand Lift Studies here: support.google.com/google-ads/answer/9049825?hl=en.

19.14 CASE STUDY: POST-IT AND PROXIMITY RUSSIA

Proximity is a creative agency focused on digital and CRM. Post-it has helped people be more productive, communicate better and express themselves in a number of creative ways. Post-it is one of the most popular office products in the world.



One-line summary

Post-it and Proximity Russia came up with a banner ad campaign that people actually liked!

The problem

The major problem with banner ads was that users did not like them. They found display ads annoying and rarely actually engage with them. Retargeting banners were seen as even more invasive. Post-it wanted to create a retargeting banner that users actually wanted to see.

The solution

Post-it created a banner that users could use as Post-it notes. They would click on the banner, type a note to themselves, and then retargeting technology would show them their own Post-it notes instead of retargeting banners.

This involved using the same technology other websites use for retargeting, as well as choosing placements for their ads on the most commonly used websites so that users would see their Post-it stickers wherever they visited.

Clicking on a note brought users to a Post-it page where they could manage their stickers, create new ones, or delete all of them.

The results

Users engaged with this campaign happily. It received:

- 47.6% active engagement
- 152.40 seconds average interaction time
- Considerable earned media reach, including users asking for the same campaign to be brought to other countries.

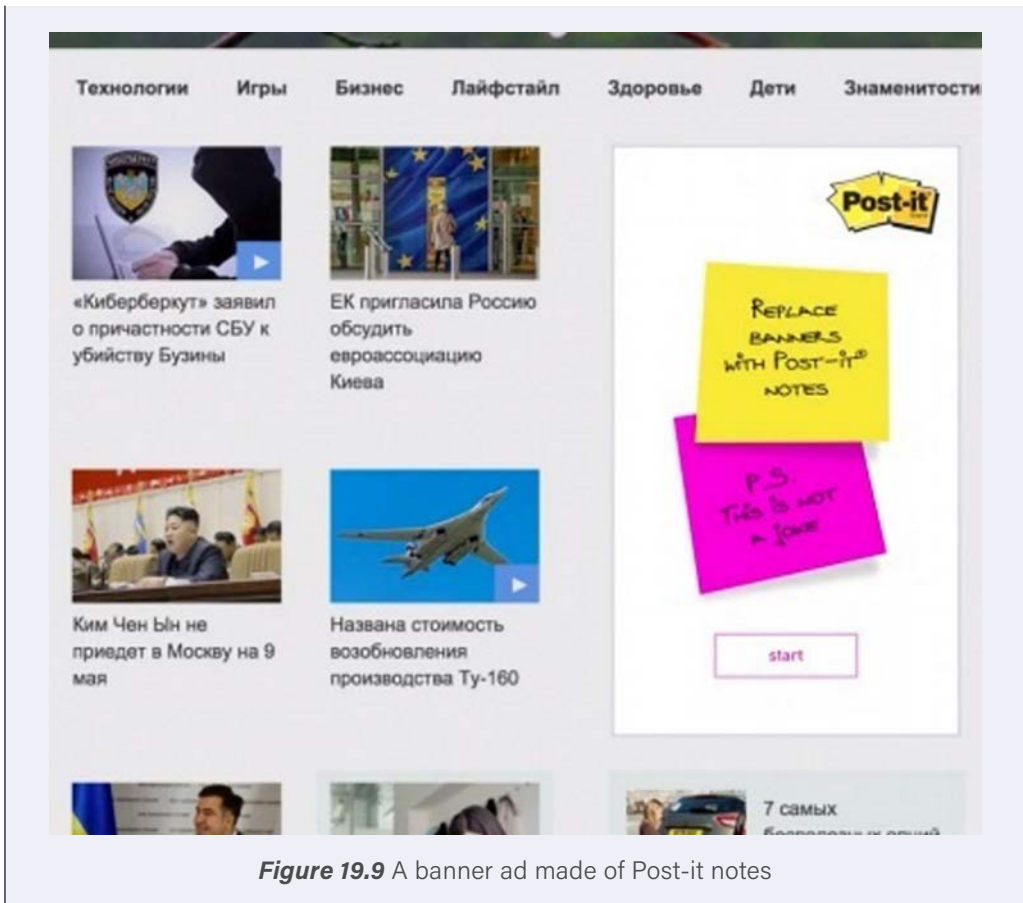


Figure 19.9 A banner ad made of Post-it notes

19.15 CASE STUDY QUESTIONS

1. Why did users find this banner ad campaign so engaging?
2. Which elements of best practice did Proximity Russia follow?
3. How did understanding the audience play a role in this campaign?

19.16 THE BIGGER PICTURE

Offline advertising and marketing campaigns can be adapted for an online audience in order to ensure maximum brand exposure. It is very effective in enhancing offline marketing and advertising activity and in ensuring a wider reach.

As mentioned, online advertising can be used as an acquisition channel, reaching out to a new audience. It can be used to initiate a buying cycle and customer relationship, which then play out across other online channels. Addressing advertising and other channels to complement each other will result in a consistent message and optimum results. Online advertising can be

used to reach a large audience, and then other digital marketing tactics can be used to refine and engage this audience further. Social media advertising in particular is crucial for building communities and keeping the brand top of mind.

Online advertising and affiliate marketing go hand in hand. Affiliate networks also act as advertising networks, allowing for advertising to be purchased on a performance basis.

When seeding new products and viral campaigns, which are shared by many users on social media, display advertising can be used to reach a wide audience at a low cost. It can expose a campaign to many new users, and increase the chance that those who are most likely to pass on a message receive it in the first place. Display advertising also supports other advertising and marketing channels, such as search advertising and marketing.

19.17 SUMMARY

Online advertising has two main objectives:

- Branding
- Direct response, engagement, and sales.

The internet allows for highly targeted and highly trackable advertising across a variety of online media. Some ways that advertisers can use the internet are:

- Banner ads
- Interstitial banners
- Pop-ups and pop-unders
- Floating ads
- Wallpaper ads
- Map ads.

Ad servers provide trafficking, tracking, and reporting solutions to both advertisers and publishers. They allow advertisers to target display ads based on parameters, including:

- User profile (location, operating system, browser, connection type)
- Behaviour
- Frequency and sequencing
- Exclusivity
- Context of content.

Technology allows for increased levels of interaction within an ad, and for advertising tailored to engagement media, such as online videos and social network applications.

19.18 CHAPTER QUESTIONS

1. Online banner advertising and outdoor display advertising both use images to try to increase sales. In planning, both need to consider placement so as to be seen by their most likely audience. What are the key differences?
2. Is display advertising an effective acquisition channel? Why or why not?
3. Go to thetimes.co.uk and forbes.com. What advertising can you find on the front page of these two websites? What products are being advertised, and how are they being advertised? What can you deduce about the target market for these products?

19.19 FURTHER READING

adrants.com – Commentary on online advertising campaigns. US focused.

bannerblog.com.au – Have a look at BannerBlog for rich media examples.

19.20 REFERENCES

- Ads.google.com, 2021. Reach a Larger or New Audience with Google Display Network Targeting. [Online]
Available at: ads.google.com/intl/en_id/home/resources/reach-larger-new-audiences/
[Accessed 5 November 2021]
- Google AdSense, 2021. Publisher Solutions. [Online]
Available at: www.google.com/adsense/start/solutions/
[Accessed 1 November 2021]
- Google Ads Help, 2021. About Brand Lift. [Online]
Available at: support.google.com/google-ads/answer/9049825?hl=en
[Accessed 1 November 2021]
- Google Ads Help, 2021. About Showing Display Network Ads in Videos. [Online]
Available at: support.google.com/google-ads/answer/2404253?hl=en
[Accessed 1 November 2021]
- Google Ads Help, 2021. Create a Responsive Display Ad. [Online]
Available at: support.google.com/google-ads/answer/7005917?hl=en&ref_topic=10284268
[Accessed 19 May 2022]
- Google Ads Help, 2021. Understanding Targeting. [Online]
Available at: support.google.com/campaignmanager/answer/2826109
[Accessed 5 November 2021]
- Hertl, S., 2021. The Straightforward Guide to the Google Display Network. [Online]
Available at: blog.hubspot.com/marketing/google-display-network
[Accessed 19 May 2022]
- Hootsuite, 2021. Create a Google Responsive Display Ad Campaign. [Online]
Available at: help.hootsuite.com/hc/en-us/articles/1260804248710-Create-a-Google-responsive-display-ad-campaign#set-up-the-ad-group-and-ads-0-3
[Accessed 1 November 2021]
- Reid, M., 2019. How to select the perfect brand imagery for your business. [Online]
Available at: 99designs.com/blog/tips/brand-imagery/
[Accessed 7 June 2022]
- Skinner, T., 2020. Best Display Advertising Campaign of 2020. [Online]
Available at: www.bannerflow.com/blog/best-display-advertising-campaign-of-2020/
[Accessed 19 May 2022]

Webby Awards, 2016. The Banner That Makes You Like Banners. [Online]

Available at: webbyawards.com/winners/2016/advertising-media/individual/display-banner-advertising/the-banner-that-makes-you-like-banners

[Accessed 17 October 2016]

19.20 FIGURE ACKNOWLEDGEMENTS

Figure 19.1: www.bannerflow.com/blog/best-display-advertising-campaign-atg/

Figure 19.2: www.behance.net/gallery/110562239/Disney-Plus-The-Mandalorian-Banner-Ads?tracking_source=search_projects_published_date%7Cbrad

Figure 19.3: Screenshot, Google, 2022

Figure 19.4: Screenshot, Google, 2022

Figure 19.5: Screenshot, Google, 2022


Figure 19.6: Screenshot mobile pop-up, Fusion.net, 2017

Figure 19.7: Screenshot, Ikea, 2022 www.business2community.com/native-advertising/5-native-advertising-examples-that-raised-the-bar-02072168

Figure 19.8: Screenshot, Widespace

Figure 19.9: Adweek, 2015

Post-it logo: creativebloq.com/news/new-post-it-logo



ANALYSING

INTRODUCTION TO ANALYSING

Analysing the outcomes of your marketing strategy and plan is as essential as initiating it. Not only does it provide you with an understanding of how your marketing efforts are performing, but it also presents you the opportunity to explore solutions based on the results that emerge from the analysis.

The insights that you gain from your data and analyses take the guesswork out of the equation and provide an in-depth understanding of the results to help you make informed decisions that will take your business and marketing plans to the next level.

In **Chapter 20: Tracking and analysis** we go into more detail on the best practice in tracking, analysing, and optimising your data for the best possible results. There is a considerable variety of digital media monitoring and measurement tools available online that offer free and paid-for services to help you measure how your content and platforms are performing. The chapter's focus is on how to capture web analytics data, how to present this data clearly, and most importantly, recommend methods to filter data and extract the information that will be most useful to you.

Since every action that takes place online is recorded in one way or another, the combination of these recordings showcases behavioural patterns and trends that inform what is influencing the market. As business, brand, and marketing leaders, now more than ever, keeping an eye on the analytics will be crucial because of the rate that technology is evolving.

Chapter 21: Conversion optimisation speaks to keeping your online marketing space fresh and up to date. Digital marketing tactics, tests fit for goal and purpose are presented, as well as user-centric approaches to entice your customers to convert.

The technological evolution is persistent and is giving rise to major industry movements as well as how people interact with digital content, on platforms, and through connected devices.

Chapter 22: Future of advertising gives you a comprehensive understanding of the role of technology and the significance of human behaviour amidst the shifting landscape. The future will be affected by the trends and behavioural changes we witness daily, which is what makes tracking and data analysis especially important today.

Maintaining integrity and authenticity while connecting with your audience will become even more important in a privacy-first era. Be prepared to shed your skin often, and rise to the challenge of adapting quickly.

20

TRACKING AND ANALYSIS

In this chapter, you will learn:

- How to capture web analytics data
- About what data you can find
- About techniques and guidelines for analysing data to understand your web visitors better
- How to present data clearly and how to use data visualisation to help users understand it.

20.1 INTRODUCTION

Picture the scene: You've opened up a new fashion retail outlet in the trendiest shopping centre in town. You've spent a small fortune on advertising and branding. You've gone to great lengths to ensure that you're stocking all of the prestigious brands. Come opening day, your store is inundated with visitors and potential customers.

And yet, you are hardly making any sales. Could it be because you have one cashier for every hundred customers? Or because the smell of your freshly painted walls chases customers away before they complete a purchase? While it can be difficult to isolate and track the factors affecting your revenue in this fictional store, move it online and you have a wealth of resources available to assist you with **tracking, analysing**, and **optimising** your performance.

To a marketer, the internet offers more than just new avenues of creativity. By its very nature, it allows you to track each click to your site and through your site. It takes the guesswork out of pinpointing the successful elements of a campaign; it can show you very quickly what's not working. It all comes down to knowing where to look, what to look for, and what to do with the information you find.

NOTE

Remember, analytics data can be found in many places, not just your website. Consider data from email, social media, and mobile devices.

At the beginning of this book, you learned how important it is for a business to direct its actions through carefully designed strategy and planning. There are two factors that not only inform key business decisions for strategy, but also provides the needed evidence and support to substantiate them. These are data-driven insights and customer/client focus.

Throughout the chapters, you have also learned about a few of the forms and sources of data, each highlighting the elements that you should track to measure the success of a particular area of digital marketing. Now you're going to learn more specifics about data analytics and how to analyse the data you've gathered.

20.2 KEY TERMS AND CONCEPTS

Table 20.1

Term	Description
A/B test	Also known as a split test; involves testing two versions of the same page or site to see which performs better.
Business intelligence/ insights	Data that can help businesses understand the factors influencing their success and how these can be used to benefit them.

Click path	The journey a user takes through a website.
Connected customer	Consumers who use internet-enabled devices. These offer opportunities for data collection.
Conversion	Completing an action that the website wants the user to take, usually results in revenue for the brand in some way. Conversions include signing up to a newsletter or purchasing a product.
Conversion funnel	A defined path that visitors should take to reach the final objective.
Cookie	A small text file that is used to transfer information between browsers and web servers. They help web servers to identify users across the web and to provide the right content when it is requested.
Count	Raw figures captured for data analysis.
Customer intelligence	The process of gathering and analysing information about customers to improve customer relationships and allow for more strategic business decisions.
Data intelligence	The process of gathering and analysing information about customers to improve customer relationships and make more strategic business decisions.
Dynamic data	Data that is constantly updated and evaluated to provide a dynamic changing view of the customer.
Event	A step a visitor takes in the conversion process.
Goal	The defined action or series of events that visitors should perform on a website, or the purpose of the website.
Heatmap	A data visualisation tool that shows levels of activity on a web page in different colours.
JavaScript	A popular scripting language that is also used in web analytics for page tagging.
Key performance indicator (KPI)	A metric that shows whether an objective is being achieved.
Log file	A text file created on the server each time a click takes place, capturing all activity on the website.
Metric	A defined unit of measurement.

Multivariate test	Testing combinations of versions of the website to see which combination performs better.
Objective	A desired outcome of a digital marketing campaign.
Page tag	A piece of JavaScript code embedded on a web page and executed by the browser.
Ratio	An interpretation of data captured, usually one metric divided by another.
Referrer	The URL that originally generated the request for the current page.
Segmentation	Filtering visitors into distinct groups, based on characteristics to analyse visits.
Target	A specific numeric benchmark.
Visitor	An individual visiting a website that is not a search engine spider or a script.

20.3 WORKING WITH DATA

In the days of traditional media, actionable data was a highly desired but scarce commodity. While it was possible to broadly understand consumer responses to marketing messages, it was often hard to pinpoint exactly what was happening, and why.

In the digital age, information is absolutely everywhere. Every single action taken online is recorded, which means there is an incredible wealth of data available to marketers to help them understand when, where, how, and even why users react to their marketing campaigns.

This also means there is a responsibility on marketers to make data-driven decisions that inform tactics and plans. Assumptions and gut feel are not enough; you need to back these up with solid facts and clear results.

Don't worry if you're not a 'numbers' person because working with data is very little about number crunching (the technology usually takes care of this for you) and a lot about analysing, experimenting, testing, and questioning. All you need is a curious mind and an understanding of the key principles and tools. Data concepts that you should be aware of include performance monitoring trends, big data, and data mining. Let's look at each of these:

20.3.1 Performance monitoring and trends

Data analytics are all about monitoring user behaviour and marketing campaign performance over time. The last part is crucial. There is little value in looking at a single point of data. You need to look at trends and changes over a set period to encourage a dynamic view of data.

For example, it is not that helpful to say that 10% of this month's web traffic converted. Is that good or bad, high or low? But saying that 10% more users converted this month than last month shows a positive change or trend. While it can be tempting to focus on single 'hero' numbers and exciting-looking figures, such as 'Look, we have 5000 Facebook fans!'; these really don't give a full picture if they are not presented in context. In fact, we call these 'vanity metrics' because they look good, but they don't really tell you much.

Monitoring performance and trends will help you determine the next steps to improve your impact in the market, customer engagement, and increased sales by generating new leads.

NOTE

Pay close attention to any changes in the expected data, good or bad, and investigate any anomalies.

20.3.2 Big data

'Big data' is the term used to describe truly vast data sets, the ones that are so big and unwieldy that they require specialised software and massive computers to process. Companies like Google, Facebook, and YouTube generate and collect so much data every day that they have entire warehouses full of hard drives to store it all.

Understanding how it works and how to think about data on this scale provides some valuable lessons for all analysts. Here are three:

1. **Measure trends, not absolute figures:** The more data you have, the more meaningful it is to look at how things change over time.
2. **Focus on patterns:** With enough data, patterns over time should become apparent so consider looking at weekly, monthly, or even seasonal flows.
3. **Investigate anomalies:** If your expected pattern suddenly changes, try to find out why and use this information to inform your actions going forward.

20.3.3 Data mining

Data mining is the process of finding patterns hidden in large numbers and databases. Rather than having a human analyst process the information, an automated computer programme pulls apart the data and matches it to known patterns to deliver insights. This can often reveal surprising and unexpected results, and tends to break assumptions.

Data mining in action

Krux (2016) offers the example of examining an enormous dataset for an automotive brand that wanted to improve brochure downloads and increase requests for test drives. The data they analysed related to consumers, consumer attributes, and marketing touchpoints.

To determine a pattern, they had to explore 47 000 000 000 000 000 000 000 (fortyseven sextillion) combinations of factors; too many to evaluate without using machines.

These combinations came from 35 touchpoints, including the website, campaigns, and other marketing channels, and 37 analytics points, including auto buyers and smartphone users.

The brand was able to spot relevant patterns, (e.g., consumers who bought a certain brand of car were more likely to download brochures, but not more likely to request test drives). This allowed them to segment the consumers who bought cars into those who started the purchase process by downloading a brochure and those who started with a test drive.

The first group was detail-oriented, so ads featuring specific models with links to the specifications page helped to drive conversions.

The second group wanted to know how driving the car *felt*; they were targeted with ads that appealed to their senses, and included a call to action about scheduling a test drive. This helped to drive media efficiency and campaign performance.

20.4 TRACKING AND COLLECTING DATA

Data tracking is the process of selecting specific metrics and events to track, then collecting, organising, and analysing the resulting data. Once you've analysed the data, you can apply your insights to improve business performance and customer experience (Baker, 2021).

A key problem with tracking users on websites used to be that it was impossible to track individual users – only individual browsers, or devices – since this was done through cookies. If, for example, Levi visits the website from Chrome on his home computer and Safari on his work laptop, the website will think he's two different users. If Nosipho visits the site from the home computer, also using Chrome, the website will think she's the same user as Levi, because the cookie set when Levi visited the site will still be there.

Email opens aren't tracked with cookies. Instead, when the images in the email load, a tiny 1x1 pixel also loads and tracks open rate. This means that if the user is blocking images, their activity will not be tracked.

To track if those who did open your email then visited your page, or eventually converted, links within the email also include UTM tags. UTM tags are codes in the URL that enable your analytics software to track where a user has come from.

In this link: https://www.redandyellow.co.za/5-ways-design-can-used-empower-women/?utm_source=newsletter&utm_medium=email&utm_campaign=AugNewsletter.

The campaign tracking tag appended on the end of the URL is: ?utm_source=newsletter&utm_medium=email&utm_campaign=AugNewsletter.

With growing consumer privacy concerns, evidenced in laws like the EU Privacy Directive (1995) and the Protection of Personal Information Act (PoPIA, 2021) which requires websites to disclose their cookie usage, cookies started to fall out of favour, making tracking more difficult.

Google's Universal Analytics changed all of that when it was introduced in 2012. Now, about a decade later, Google will be replacing Universal Analytics with Google Analytics 4 by mid 2023. Because of its dominance in the search engine market, we will focus on how Google will affect tracking and measurement using these models.

20.4.1 Universal Analytics and Google Analytics 4

When it was introduced, Universal Analytics set the standard for how user data was collected and organised. It was designed to offer new tracking codes for websites and features to measure user behaviour more accurately. This however, will be phased out by 1 July 2023, and Google Analytics 4 will replace the measurement model.

The difference between Universal Analytics and Google Analytics 4

According to Boon (2021), the key differences between Universal Analytics and Google Analytics 4 (GA4) are as follows:

Different measuring models

Universal Analytics uses a measurement model based on sessions and pageviews. A session is a group of user interactions (hits) with a website that takes place over a given timeframe. A session can contain multiple pageviews, events, and ecommerce transactions.

GA4 uses a measurement model based on events and parameters. The principle here is that any interaction can be captured as an event. As a result, all Universal Analytics hit types translate to events in GA4.

Removal of monthly hit limits

Another significant difference between Universal Analytics and GA4 is the removal of monthly hit limits. The free version of Universal Analytics had a monthly limit of 10 million hits, which no longer exists. Instead, GA4 has a limit on the number of different events that can be captured (500). There is, at the time of writing, no limit as to the volume of hits that can be collected. This has resulted in a number of clients already opting for a GA4-first approach to their analytics.

Free connection to BigQuery

The final difference is GA4's free connection to BigQuery. Previously this feature was only available to GA360 customers, one of the big differentiators between the free and paid versions of GA. BigQuery enables very large and complex data sets to be queried very quickly and takes the data out of GA that gives you the ability to interrogate it without the issue of sampling.

How does Google Analytics 4 work?

Google Analytics 4 is a set of Google Analytics reports and data for your website and/or app. Google calls this a 'property'. GA4 has the following capabilities:

- Collects both website and app data to better understand the customer journey
- Uses events instead of session-based data
- Includes privacy controls, such as cookieless measurement and conversion modeling
- Offers guidance without complex models through predictive capabilities
- Integrates directly to media platforms to drive actions (Google Analytics 4, n.d.).

How to set up Google Analytics 4

First, you need a primary Google account, used for services such as Gmail or YouTube. You can use this to set up your Analytics account. This should be configured using a Google account that will always be available for your business.

NOTE

What kind of privacy concerns might a user have about the data you're collecting about them?

Now you need to set up an Analytics account. You can do this from the Admin page of your Google account, in the Account column. Once you have clicked Create Account, give your account a name and configure the data-sharing settings. This controls which data you share with Google. Click next to add the first property to your account. Go to support.google.com/analytics/answer/9304153 and follow the steps to:

NOTE

You will need to make adjustments to your Analytics account so that you can get the most out of tracking your users. You can learn more about that here: moz.com/blog/absolute-beginners-guide-to-google-analytics.

- Create a Google Analytics 4 account
- Add a data stream
- Set up data collection.

Google Analytics is not the only analytics package available. Other packages exist for detailed tracking of social media accounts, emails, and website data. Website analysis should always account for any campaigns being run. Generating high traffic volumes by employing various digital marketing tactics, such as SEO, PPC, and email marketing, can be a pointless and costly exercise if visitors are leaving your site without achieving one or more of your website's goals. Conversion optimisation aims to convert as many of a website's visitors as possible into active customers.

NOTE

Read more about this in **Chapter 5: Search engine optimisation**.

Google Analytics 4 tags

Tags allow you to quickly and easily update measurement codes and related code fragments – collectively known as tags – on your website or mobile app. Google Analytics 4 makes use of two tag types, instead of the one used by Universal Analytics. This is how Google explains it:

“The **GA4 Configuration tag** initialises Google Analytics for your Google Analytics 4 property on a particular page. It handles behaviour such as setting of Google Analytics cookies, sending automatic and enhanced measurement events, and declaring common settings. The Configuration tag should be fired on every page where you want to collect data for a Google Analytics 4 property, and should be triggered to fire as soon as possible, before any other Google Analytics 4 event tags. You can configure Fields to Set in the GA4 Configuration tag to set parameters that need to remain consistent across all events on a page. GA4 Event tags inherit the parameters of the GA4 Configuration tag. Parameters set by the GA4 Configuration tag remain static for all events occurring on a page. The parameters are refreshed only when the Configuration tag fires again, typically the next time the page is loaded.

The **Google Analytics 4 Event tag** lets you send custom events to Analytics, in addition to the events that are sent automatically or through enhanced measurement. If you schedule the configuration tag with an Initialization trigger, event tags can fire with any other triggers and the sequencing will be automatically guaranteed.”

NOTE

You can find out more about tags by visiting: support.google.com/tagmanager/answer/9442095?hl=en#:~:text=Google%20Analytics%204%20properties%20bridge,Google%20Analytics%3A%20GA4%20Event.

20.4.2. Gathering data

Google Analytics can measure almost anything about the customers who visit your website. To gather the kind of data that can help you optimise your site, you'll need to know where to look.

Navigation panel

When you log into your analytics account, you will see a navigation panel on the left.



Figure 20.1 The navigation panel

Reports

The first button on the navigation panel is Reports. By default, you will see the Reports snapshot report, the Realtime report and report collections and topics.

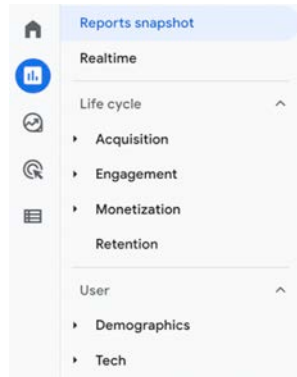


Figure 20.2 The reports menu

Reports snapshot

This overview report is displayed when clicking Reports in the navigation. Any overview report can be set as the Reports snapshot.

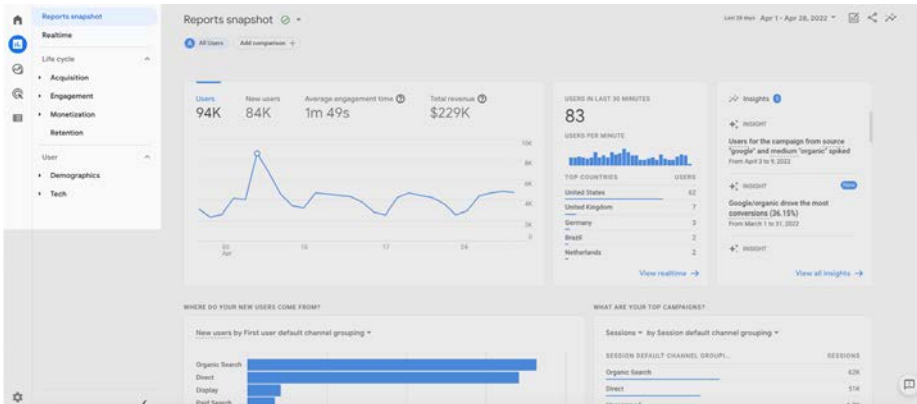


Figure 20.3 An example of a Reports snapshot

Realtime report

This report lets you monitor activity on your website or app as it happens. It allows you to see how users enter the conversion funnel and what happens once they are in the funnel. You can use Realtime to monitor changes to your traffic. It can help you answer these questions:

1. Is the one-day promotion driving traffic?
2. Have there been immediate effects as a result of a social network post?
3. Is my new content affecting traffic?
4. Is my tracking code working properly?



Figure 20.4 An example of a Realtime report

Life cycle collections

A collection is a set of reports. Life cycle and User appear in the navigation by default. Under the Life cycle collection, you will find the following reports that help you understand user activity from acquisition to conversion:

Acquisition: This refers to information about new and returning users and the method of acquisition. It shows you which sources drive the most traffic to your site. By default, it contains:

- Acquisition overview which summarises your data to help you understand where your traffic comes from.
- User acquisition which provides data on where new users come from. In this report, the prefix 'First user' means the data is about new users.
- Traffic acquisition shows you where new sessions come from. In this report, the suffix 'Session' tells you that the data is about new sessions.
- Google Ads campaigns gives you information about which campaigns drove traffic to your app or website. Your Google Ads account must be linked for this to work.

To populate these reports with the necessary data, integrate with an ads platform, and use the available auto-tagging.

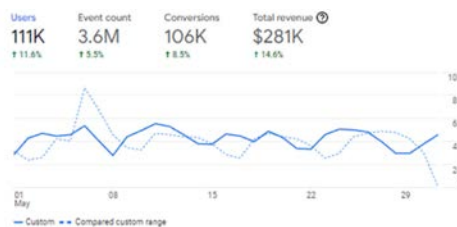


Figure 20.5 An example of an Acquisitions overview

NOTE

When your industry is set to Games or at least 50% of your app streams are associated with apps that are categorised as Games, Analytics replaces the Life cycle collection with the Games reporting collection.

Engagement: This refers to user activity by event count, the time users engage with your site or app, as well as the number of times users return to your site or app. It contains the:

- Engagement overview which summarises data across all the reports in this topic.
- User stickiness ratios which compare engagement by active users over a shorter time frame with their engagement over a longer time frame.
- User engagement metric which shows the time that your screen was in focus.
- Events reports which includes the name of each event linked to Google Analytics. This includes the initial automatically collected events, the enhanced measurement events enabled, any chosen recommended events, and your own custom events.
- Conversion reports which display the events marked as conversions.

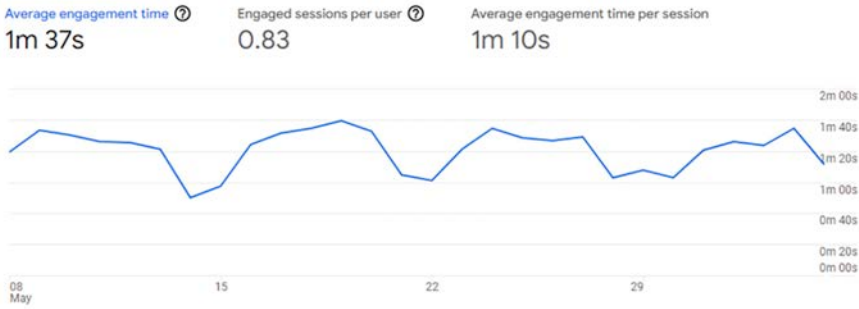


Figure 20.6 An example of an Engagement overview

Monetisation: This refers to the revenue you generate through the website or app. It includes reports about:

- eCommerce purchases which allow you to measure the revenue from the items for sale and interactions with those items.
- In-app purchases which let you measure revenue grouped by product ID. Product ID is a unique code for each product that can be purchased.
- Publisher ads which enable you to measure how much revenue you are generating through ads on your app, grouped by ad unit. An ad unit is a unique code for each ad on your ads account.

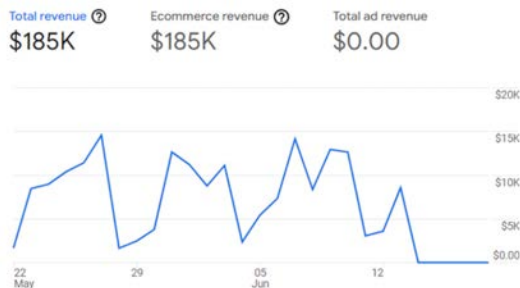


Figure 20.7 An example of a Monetisation overview

Retention: How effectively you are able to turn new users into returning users and the number of users who keep returning. It contains these reports and charts:

- New users which refer to new users who have been identified as users who don't have both a Google Analytics cookie, Client ID, or App Instance ID.
- Returning users which refer to any user that already has a Google Analytics cookie, Client ID or App Instance ID.
- Cohorts which refer to groups of users that share a common characteristic set out by an Analytics dimension.
- User retention by cohort chart shows the percentage of new users who return on the second and eighth day.
- User engagement by cohort chart shows the average engagement time of returning users.
- User retention chart shows the percentage of users returning every day for their first 42 days. It starts at 100% and decreases as users drop off.
- User engagement chart shows the average engagement time of users returning in the first 42 days.
- Lifetime value chart illustrating the average revenue from new users over their first 120 days.

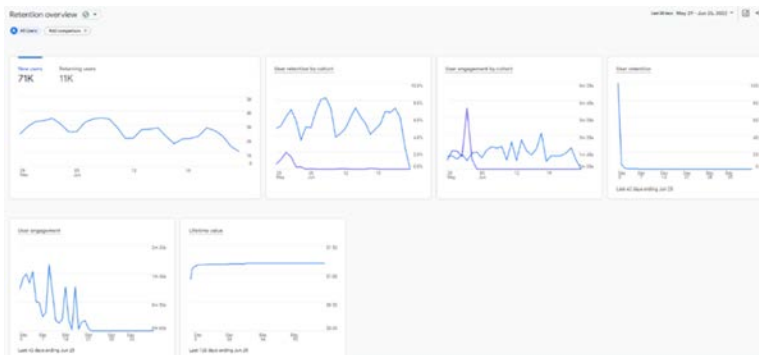


Figure 20.8 An example of a Retention overview

User collections

Under the User collection, you will find the following reports that help you understand the people who use your site or app:

- **Demographics:** This topic allows you to classify your users by age, location, language, gender, and the interests they express through their online activity. Google Analytics may apply a data threshold that will cause reports or exploration to have missing data. These thresholds are system defined and exist to prevent anyone from

NOTE

Google signals can help you get better demographic and interest data. Google signals is data from users who are signed into Google. Analytics links event data from users with the Google accounts of users that have signed in and consented to share information. You can find out more about how to activate this here: support.google.com/analytics/answer/9445345#zippy=%2Cin-this-article.

inferring the identity of individual users, based on the data in the demographic topic. For mobile apps, data is found from the Android Advertising ID and the iOS Identifier for Advertisers. If these are not present, Analytics cannot source the data. That means the data available may represent only a subset of your users and not the whole composition.

- **Tech:** This topic gives insight into the technologies people use. It provides information on device categories, namely, mobile, desktop and tablet devices. It also gives information on the type of platform used to access your app or website, like web browsers, Android apps and iOS apps.



Figure 20.9 An example of the Demographics overview

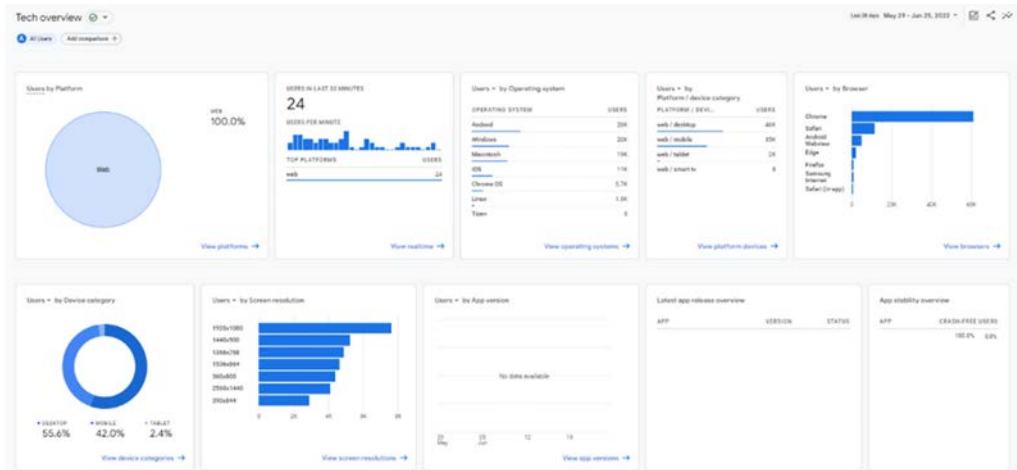


Figure 20.10 An example of the Tech overview

Explorations

The second button on the navigation panel is Explorations. This is a set of advanced techniques that go further than standard reports to help you find out more about your customers' behaviour. Under Explorations, you can access data and analytical techniques that you can't find in reports.

An exploration consists of three sections. The large area on the right that shows your data using the selected technique, is called the canvas. It can have multiple tabs, which allows you to use multiple techniques in a single exploration. The default technique for a blank exploration is the free-form table. Let's look at the techniques on offer:

- Free-form exploration sets out your data in a crosstab layout. You can use different visualisations, such as bar charts, pie charts, line charts, scatter plots, and geo maps.
- Cohort exploration gathers data about the behaviour of users that share common attributes.
- Funnel exploration visualises the user's steps necessary to complete a task on your site or app so that you can see how to optimise user experience.
- Segment overlap exploration shows how different user segments relate to each other. It can be used to identify new segments with complex criteria.
- User exploration looks at the users that make up segments. Using this, you can find extra information on individual user behaviour and activities.
- User lifetime exploration compiles user behaviour over their lifetime as a customer.

Template gallery

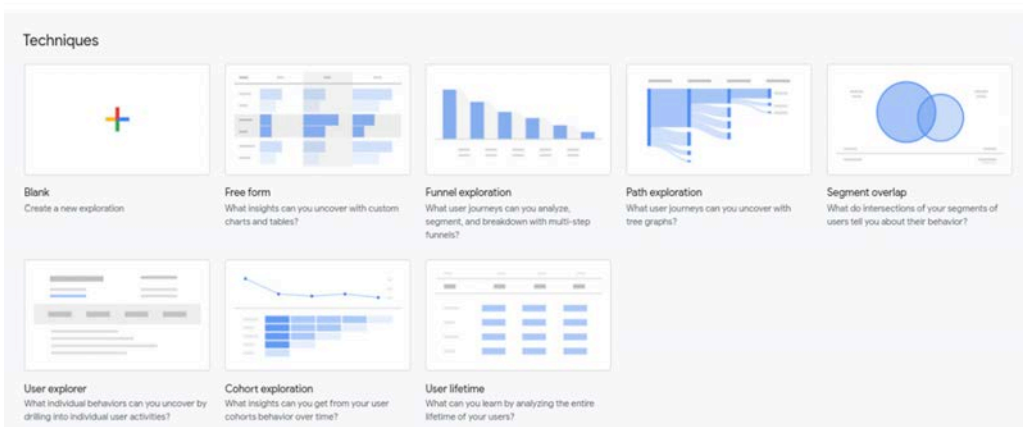


Figure 20.11 An example of the Exploration technique template gallery

On the left is the Variables panel and the Tab settings panel. In the Variables panel, you can access the dimensions, metrics, and segments you can use. You can also adjust the timeframe here. The Tab settings panel lets you configure the currently selected tab. First, select the technique, then add items from the Variables panel, and finally configure the Tab settings.

NOTE

Dimensions are the things you want to analyse. Metrics give you the numbers for your exploration. Segments are subsets of users.

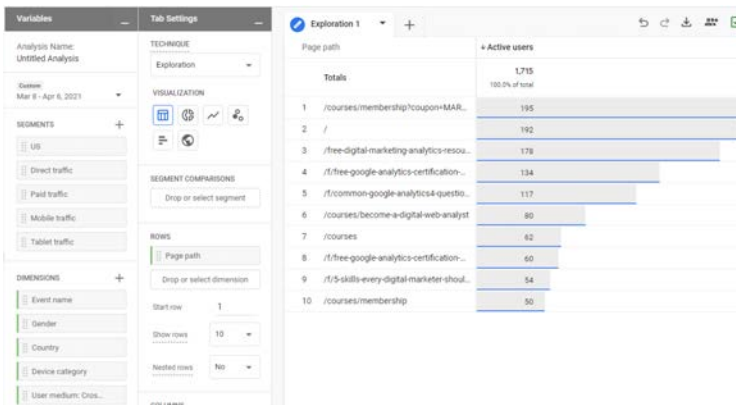


Figure 20.12 An example of an Exploration

Differences between Reports and Explorations

Reports and Explorations may seem similar, since they both provide insights that can lead to action. Usually, the data will be the same in both Reports and Explorations, but sometimes they are different. Typically when they differ, Explorations tend to be more accurate. That happens for the following reasons:

NOTE You can learn more about creating explorations here: support.google.com/analytics/answer/7579450#zip-py=%2Cin-this-article.

- Support different fields:** These two parts of GA4 give you different views, at different levels of granularity. The same dimensions and metrics may not be supported in both.
- Segments and comparisons differences:** Comparisons from Reports are converted to segments in Explorations and any of those that are not supported, will be dropped.
- Date differences:** If you create a report with a date range outside your settings, all other data outside of that will be eliminated.
- Amount of data:** If a property is collecting a lot of data, Analytics can use different methodologies between the two which can cause inconsistencies.
- Processing time differences:** Since data comes from multiple different systems, you may notice differences over 48 hours.

Advertising

The third button on the navigation panel is Advertising. These reports look slightly different to the others. Currently, there are three types of reports you can access:

- Advertising snapshot which summarises the business metrics.
- Model comparison which compares how different attribution models impact the value of marketing channels.
- Conversion paths which show the paths customers take to conversion, as well as how different attribution models can credit those paths.

These reports can help you answer important questions, such as specifying which ads had a role in conversion. In addition, it can help you identify the paths customers take to conversion, showing you how much time passed between a customer's first interest and conversion.

"Attribution is the act of assigning credit for conversions to different ads, clicks, and factors along a user's path to completing a conversion. An attribution model can be a rule, a set of rules, or a data-driven algorithm that determines how credit for conversions is assigned to touchpoints on conversion paths." Read more here: support.google.com/analytics/answer/10607798?hl=en&ref_topic=10604827#zippy=%2Cin-this-article.

Configuration

The last button on the navigation panel is Configuration. From this panel, you can access:

- **Events to create or modify website and app events:** All data in GA4 reports come from events triggered by users when they interact with your site or app.
- **Conversions events to measure the most important events:** Set up the most important events for your business as conversion events.
- **Audiences to create, edit, and archive audiences:** This allows you to segment your users based on parameters that are important to your business.

20.4.3. The type of information captured

By now, you know the difference between objectives, goals, KPIs, and targets. You will be focussing on KPIs when you measure data that has been captured.

KPIs are the metrics that help you understand how well you are meeting your objectives. A metric is a defined unit of measurement. Definitions can vary between various analytics vendors, depending on their approach to gathering data.

Analytics metrics are divided into:

- **Counts:** These are the raw figures that will be used for analysis.
- **Ratios:** These are interpretations of the data that is counted.

Metrics can be applied to three different groupings:

1. **Aggregate:** All traffic to the website for a defined period.
2. **Segmented:** A subset of all traffic according to a specific filter, such as by campaign (PPC) or visitor type (new user vs. returning user).
3. **Individual:** The activity of a single visitor for a defined period.

NOTE

One can easily be overwhelmed by data. Read this overview of the metrics that can help you to understand your users, and help you to elevate your business: measureschool.com/ga4-metrics/.

Basic metrics

To establish whether your campaigns are working, you need to look at some basic metrics, such as:

- **Overall web traffic:** The number of users that visit a website.
- **Sessions and average session duration:** The visitor count in 30-minute increments and how much time each visitor spends on your website.
- **New vs. returning users:** Users visiting your website for the first time show natural traffic is taking place, and users coming back to your website show the content is useful to them.
- **Page views and most visited pages:** The number of times a page was successfully requested, and which pages were visited the most.
- **Exit rates and bounce rates:** The last page of a visit and the single page view visits, divided by the entry pages.
- **Conversion rates:** Metrics that provide insight into whether you are achieving your analytics goals (and through those, your overall website objectives).
- **Impressions:** The number of people who viewed your advertisement or content. Each view counts as a new impression.
- **Social reach:** The number of people who viewed your advertisement or content. Reach is only counted once.
- **Social engagement:** The number of people that interacted with the content through clicks, likes, shares, comments, etc.
- **Click-through rates:** The number of times a link was clicked, divided by the number of times it was seen (impressions).

For mobile data, you can add these metrics:

- **Device category:** Whether the visit came from a desktop, mobile, or tablet.
- **Mobile device info:** The specific brand and make of the mobile device.
- **Mobile input selector:** The main input method for the device (such as touchscreen, click wheel, or stylus)
- **Operating system:** The OS that the device runs (some popular ones include iOS and Android).

20.5 ANALYSING DATA

To test the success of your website, you need to remember the TAO of conversion optimisation:

Track – Analyse – Optimise

A number is just a number until you can interpret it. Typically, you will not be looking at the raw figures, but what they tell you about how your users are interacting with your website. Because your web analytics package will never be able to provide you with 100% accurate results, you need to analyse trends and changes over time to truly understand your brand's performance.

Kaushik (2010) recommends a three-pronged approach to analytics:

- **Acquisition** refers to the steps you take to bring visitors to your website. Who is visiting the website?
- Analysing **behaviour** data infers the intent of a website's visitors. Why are users visiting?
- Analysing **outcome** metrics shows how many users performed the goal actions. Are visitors completing the goals we want them to?

NOTE

Read more about the digital evangelist Avinash Kaushik here: www.kaushik.net/avinash/about/.

20.5.1 Acquisition

Steps in the acquisition process include how you generate traffic to your website, either through campaigns or SEO.

A good analysis of acquisition will tell you where you spend the most money and time acquiring traffic. You can use this to lower costs through eliminating the segments where you are not gaining traffic and increase revenue through investing in the segments where you are gaining traffic.

20.5.2 Behaviour

Behaviour can indicate a lot about a user's intent. By studying data you can infer which problems visitors are expecting your website or app to solve:

Some methods to gauge the intent of your visitors include:

- **Click density analysis:** Looking at a heatmap to see where users are clicking on the site and if there are any noteworthy 'clumps' of clicks. For instance, many users clicking on a page element that is not actually a button or link.
- **Segmentation:** Selecting a smaller group of visitors to analyse, based on a shared characteristic. This lets you see if particular types of visitors behave differently.
- **Behaviour and content metrics:** Analysing data around user behaviours (e.g., time spent on site or the number of pages viewed), can give a lot of insight into how engaging and valuable your website is. Looking at content metrics will show you which pages are the most popular as well as which ones users leave most often, providing excellent insight for your content marketing strategy, as well as indicating what your audience is really interested in.

20.5.3 Outcomes

Ultimately, you want users who visit your website to perform an action that increases your revenue. Analysing goals and KPIs indicates where there is room for improvement. Look at user intent to establish if your website meets users' goals, and if these match with the website goals. Look at user experience to determine how outcomes can be influenced.

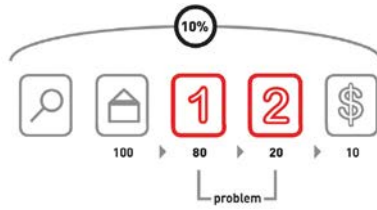


Figure 20.13 A conversion path

20.5.4 Problems in the conversion process

Funnel analysis is crucial to understanding where problems in a conversion process lie. In this way, it helps you to track whether your website or app is achieving its ultimate goal. The process of achieving that goal can be broken down into several steps. These are called events or micro-conversions. Analysing each event is called a funnel analysis or path analysis.

For example, on a hotel booking website, the ultimate goal is that visitors to the site make a booking on the website with a credit card.

Each step in the process is an event that can be analysed as a conversion point:

Event 1: Perform a search for available dates for hotels in the desired area.

Event 2: Check prices and amenities for available hotels.

Event 3: Select a hotel and go to checkout.

Event 4: Enter personal and payment details and confirm booking (conversion).

One naturally expects fewer users at each step. Increasing the number of visitors who progress from one step to the next will go a long way towards improving the overall conversion rate of the site.

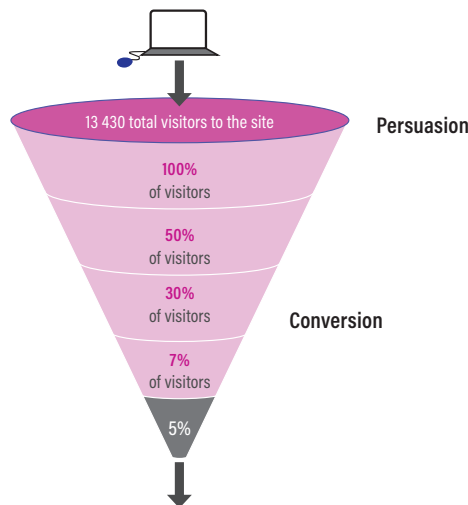


Figure 20.14 A conversion funnel

If your objective is to increase revenue, you could look at ways of increasing your conversion rate – in other words, the number of visitors who purchase something on your site. One way of increasing your conversion rate could be to offer a discount. This means that you would have more sales, but probably a lower average order value. Or, you could look at ways of increasing the average order value so that the conversion rate would stay the same. In turn, you would increase the revenue from each conversion.

Here are some examples of possible objectives, goals and KPIs for different websites:

Hospitality ecommerce sites, such as [expedia.com](https://www.expedia.com):

Objective: Increase bookings

Objective: Decrease marketing expenses

Goal: Make a reservation online

KPIs: Conversion rate, cost per visitor, average order value.

News and content sites, such as [news24.com](https://www.news24.com):

Objective: Increase readership and level of interest

Objective: Increase time visitors spend on website

Goal: A minimum time on site

KPIs: Length of visit, average time spent on website, percentage of returning visitors.

KPIs help you to look at the factors you can influence in the conversion process. If your objective is to increase revenue, you could look at ways of increasing your conversion rate – in other words, the number of visitors who purchase something on your site. One way of increasing your conversion rate could be to offer a discount. This means that you would have more sales, but probably a lower average order value.

Once you have established your objectives, goals, and KPIs, you need to track the data that will help you to analyse how you are performing. This information will indicate how you can optimise your website or campaign.

20.5.5 Segmentation

Every visitor to a website is different, but there are some ways in which we can characterise groups of users and analyse metrics for each group. This is called segmentation.

Some segments include:

Referral source

Users who arrive at your site via search engines are all likely to behave differently (e.g., those who type in the URL directly, those who come from a link in an online news article). In addition to conversion rates, click path and exit pages are important metrics for you to consider. Review the page where visitors enter your website – can anything be done to improve their experience?

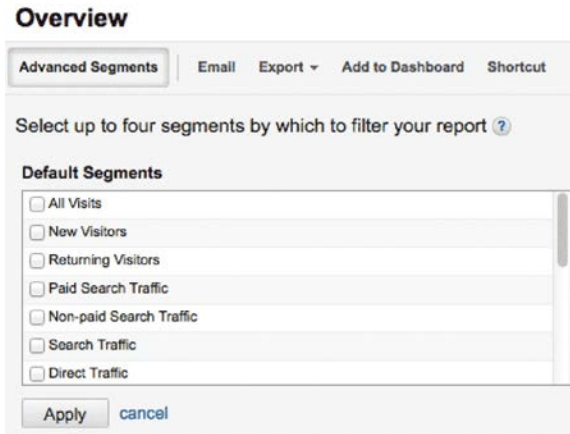


Figure 20.15 Default segments in Google Analytics

Landing pages

Users who enter your website from different pages can behave differently. What can you do to affect the page on which they are landing? Or, what elements of the landing page can you change to positively influence outcomes?

Connection speed, operating system, browser

Consider the effects of technology on the behaviour of your users. A high bounce rate for low-bandwidth users, for example, could indicate that your site is taking too long to load. Visitors who use open-source technology may expect different things from your website compared to other visitors. Different browsers may show your website differently. How does this affect these visitors?

Geographical location

Do users from different countries, provinces, or towns behave differently on your website? How can you optimise the experience for these different groups?

First-time visitors

How is the click path of a first-time visitor different from that of a person who returns? What parts of the website are most important to first-time visitors? Is it worth it to have new visitors go through the trouble of loading a new page to help them learn about how to use your main site? Remember that information about regular visitors can be very helpful in designing your site for newcomers (Landefeld, n.d.).

20.5.6 In-page heat maps

Software, such as crazyegg.com can show you exactly where users click on a web page, regardless of whether they are clicking on links or not.



Figure 20.16 Heat map options offered by crazyegg

It produces information that helps you to discover which areas of a website are clickable, which attract fewer or no clicks, and which areas are not clickable but have users attempting to click there. This can show you what visual clues on your web page influence where your visitors click, which in turn can be used to optimise your visitors' click path.

There are many factors that may be preventing your visitors from achieving specific end goals. This could range from the tone of the web copy to the colour of the page; anything on your website may affect conversions. Possible factors are often so glaringly obvious that one tends to miss them, or so small that they are dismissed as trivial. Changing one thing on your website may result in unforeseen consequences. For this reason, it's important that you avoid jumping to the wrong conclusions.

Hotjar, another popular analytics tool, demonstrates how heatmaps can help you improve your web page. You can find more information here: hotjar.com/heatmaps.

20.6 DATA VISUALISATION

Reporting on data and making sure that the information gets to the right users, in the right way is important. Not everyone is adept at understanding a detailed financial breakdown, and analytics reports often intimidate people, which is why it is important to present information in a way that's accessible to everyone.

Data visualisation involves placing data in a visual context to help users understand it. It can demonstrate patterns and trends that might be easily missed in a purely text-based data report. It can also refer to something as simple as an infographic, or as complex as a multi-point interactive programme that lets users decide what to compare.

NOTE

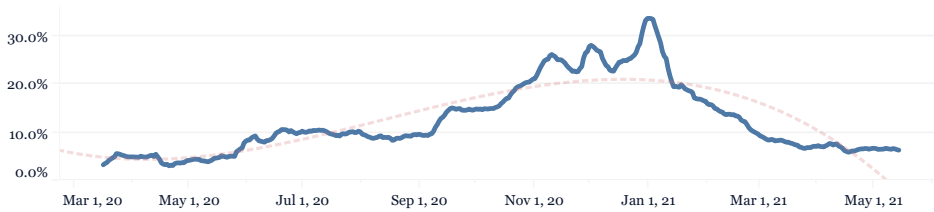
Many online data visualisations are also interactive. Visit this link to see an interactive data visualisation about fossil fuel emitters: www.ttdatavis.onthinktanks.org/news/announcing-the-winners-for-round-2-best-interactive-data-visualisation.

In the age of Big Data, data visualisation is crucial in making sense of the information generated every day. Good visualisation 'tells a story' by removing the 'noise' and 'highlighting the useful information' (Tableau n.d.). Effective data visualisation is a delicate balancing act between form and function. The better you can convey your point visually, the better you can leverage that information.

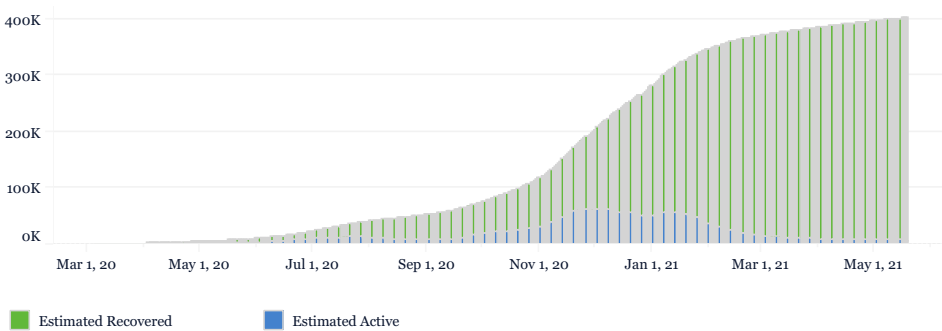
May 20, 2021

Day Increase	Total Cases	Total Tests	Total Deaths
266	403,684	2,623,583	2,279
Current Hospitalized	Vaccines Administered	Estimated Recovered	Estimated Active
139	2,464,088	394,416	6,989

Pct. of Positive Tests (7-Day Avg.)



Cases With Estimated Recovery



School Outbreaks

Total Cases in 2020-21 School Year			Male %	Female %
38,658			60.0%	39.7%
Teachers	Students	Other	Mortality %	% High Risk
3,632	32,026	3,000	0.6%	89.7%
School Cases (Past 2 Weeks)			Avg. Age	% 65+ Years
482			74.4	77.5%
Teachers	Students	Other	High Risk: at least 65 years of age and/or having at least one pre-existing condition.	
18	437	27		

Figure 20.17 Data visualisation during the COVID-19 pandemic

Introduction Overview/Exploration Cluster Analysis Linear regression Conclusion

The current geopolitical discussion about emissions causing climate change led to this analysis. We'll take a look at the increase in emission and temperature (over time) and the links between them.

Source: <https://www.fao.org/faostat/en/#data>

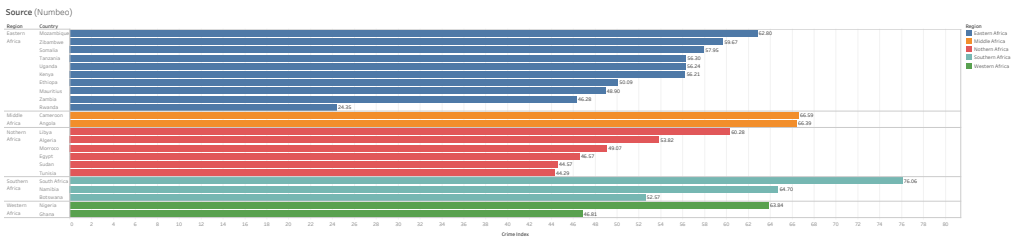
This map shows total emissions in kilotonnes over 20 years.
 Top three countries: Brazil, Indonesia, India
 Bottom three countries: Chile, Romania, Russian Federation

This map shows total temperature increase in Celsius over 20 years.
 Top three countries: Finland, Sweden, Poland
 Bottom three countries: Chile, Solomon Islands, French Polynesia



Figure 20.18 Traditional graphs and charts to represent data

Africa: Crime Index by Country 2022



Anxiety Disorder and Depressive Disorder Symptoms

Studying the Effect of COVID-19

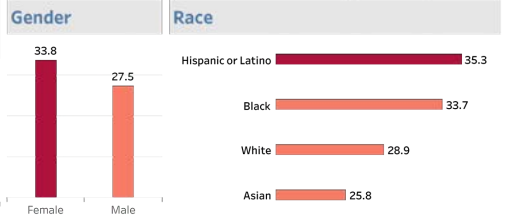
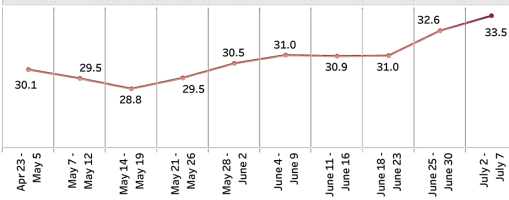
The U.S. Census Bureau launched the Household Pulse Survey to gauge the impact of the pandemic on employment status, consumer spending, food security, housing, education disruptions, and dimensions of physical and mental wellness. This study analyzes the percentage of adults who reported symptoms that have been shown to be associated with generalized anxiety disorder or major depressive disorder. These symptoms generally occur more than half the days or nearly every day. Percentages are shown by demographics (race, gender, age, and education level) and by state.

	2020	2019
Nationwide Average % of Adults with Anxiety Symptoms :	31.0	8.2
Depression Symptoms :	25.3	6.6
Anxiety or Depression Symptoms :	35.9	11.0



Top 3 States	
Louisiana	35.7
Mississippi	34.9
Nevada	33.8
Lowest 3 States	
Wisconsin	24.6
Nebraska	25.0
North Dakota	25.3

Weekly Change in % of Adults with Anxiety or Depression Symptoms Nationwide



Education Level




Figure 20.19 Representing data in different ways

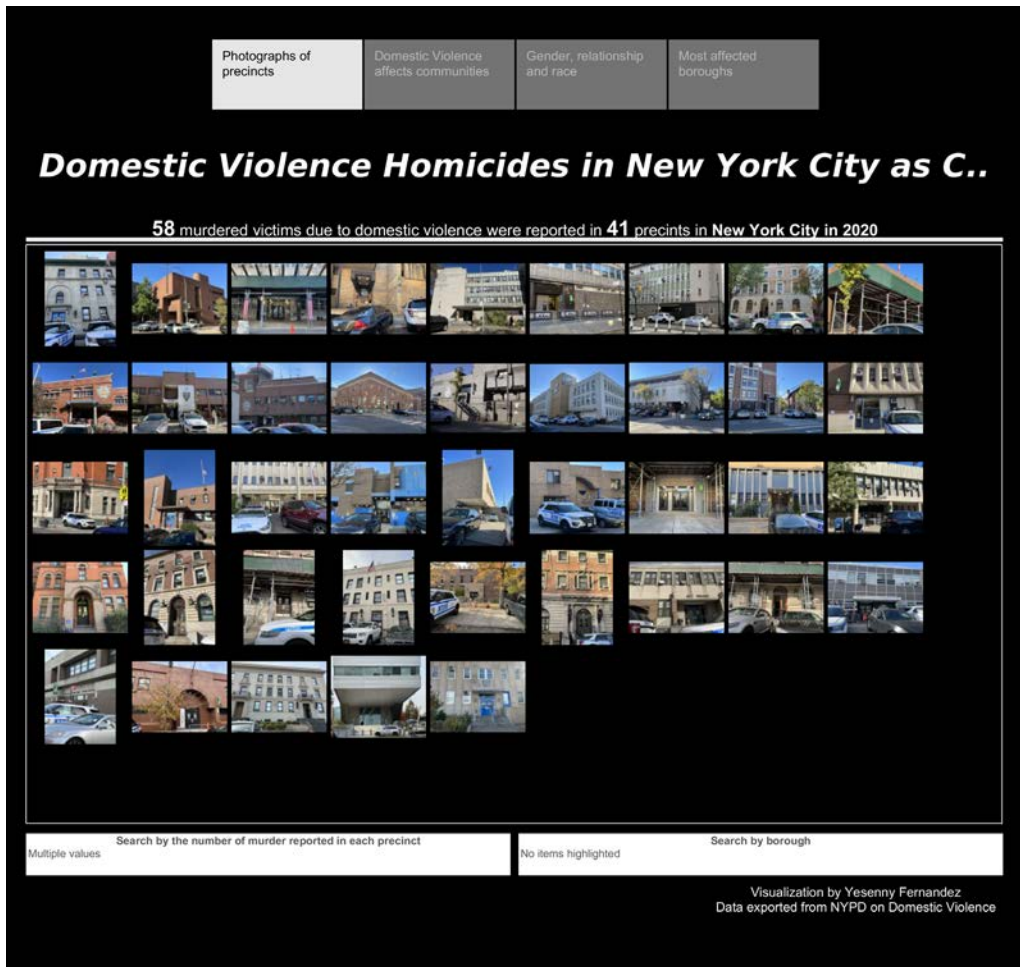


Figure 20.20 Clever visualisation of what would have been statistics

For a good lesson in data visualisation, including how to start using it, have a look at this article from SAS: *Data Visualization: What it is and why it matters*: sas.com/en_za/insights/big-data/data-visualization.html.

NOTE

For some tips on how to begin with data visualisation, have a quick look at some tools and more resources on the topic. *The Guardian* has a remarkably useful article: www.theguardian.com/global-development-professionals-network/2014/aug/28/interactive-info-graphics-development-data.

It can be challenging to decide on what data you want to visualise and the information you want to communicate, but as long as you know how your audience is likely to process visual information and what they need to know, you should be able to choose something that conveys the necessary information simply.

20.8 ADVANTAGES AND CHALLENGES

Tracking, analysing, and optimising is vital to the success of all marketing efforts. Digital marketing enables easy, fast tracking and the ability to optimise frequently. When you use real data to make decisions, you're likely to make the best choices for your business and digital channels (e.g., websites).

However, it can be easy to become fixated on figures and metrics, instead of looking at broader trends and using them to optimise campaigns. Generally, macro or global metrics must be considered before analysing the micro elements of a website.

Testing variables is vital to success. Results always need to be statistically analysed, and marketers should let these numbers support the decisions. Avoid assumptions about the outcome. Instead, wait for the numbers to inform you. The next chapter covers this in much more detail.

20.9 CASE STUDY: EFINANCIAL CAREERS

Netflix is a US subscription streaming service and production company.

One-line summary

NETFLIX

Netflix leveraged its user data in a variety of ways and took a digital-first approach to customer loyalty by improving its content recommendation engine, developing original content, and increasing customer retention rate.

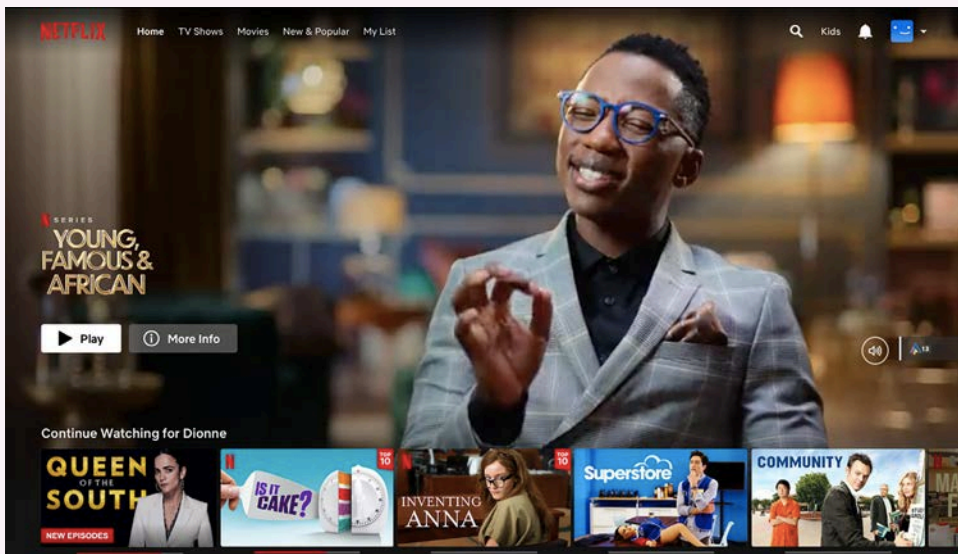


Figure 20.22 The Netflix website shows user specific content on login

The problem

With so much data to leverage, Netflix had wide-ranging goals for the company's marketing analytics. However, all of the organisation's goals contributed to the company's larger business objectives to focus on customer retention.

Netflix aimed to go beyond basic user demographics to understand what customers want from a streaming platform, and what was likely to convince them to stay. With this knowledge, Netflix believed it could create better products, and services for happier customers.

The company acknowledged that access issues, service outages, and platform flaws could all lead to unhappy customers and negative sentiment, which could cause customers to seek out an alternative solution.

By identifying problems early through marketing analytics, Netflix worked towards improving and continued to innovate.

The solution

To work towards its customer retention objective, Netflix collected data from virtually every interaction with its 150+ million subscribers. The company then used marketing analytics tools to process this native data and evaluate everything from how customers navigate the platform to what they watch.

By creating such detailed customer profiles, Netflix was able to make much more personalised recommendations for each user. The more data the company collected, the more it could tailor its algorithm to suggest the ideal content to each individual viewer.

To better understand the platform's users, Netflix collected such data as:

- The devices viewers used to stream content
- Day of week and time of day when users viewed content
- Number of serial episodes viewers watched in a row
- Whether viewers paused and resumed content
- Number and type of searches users performed.

Netflix also welcomed user feedback on content. The company incorporated these content ratings into their analysis to better understand viewer preferences.

The results

According to the streaming platform, the Netflix algorithm was responsible for about 80% of viewer activity. The company successfully collected relevant data and used marketing analytics to generate recommendations that encourage viewers to continue watching and subscribing.

The revenue metrics suggested that Netflix's focus on marketing analytics was hugely beneficial to the company. The company estimated that its algorithm generated \$1 billion in value every year, largely due to customer retention.

In recent years, Netflix's customer retention rate far surpassed competitors like Hulu and Amazon Prime. Netflix had an impressive 90% retention rate, meaning the vast majority of viewers continued to subscribe to the service month after month. In contrast, Amazon Prime's retention rate was 75%, and Hulu's was 64%.

For Netflix, customer retention meant more than happy viewers. It also meant more data, a continually improving algorithm, and substantial business growth.

Netflix emerged as the world's most highly valued company, with a total valuation of over \$160 billion. Netflix could continue to increase this valuation by leveraging its data and producing original media and by recommending the ideal content to viewers every time they access the streaming platform.

(Source: Sonnenberg, 2022)

20.10 CASE STUDY QUESTIONS

1. What was Netflix's primary objective in this study?
2. Describe what analytics data was gathered and why they choose to focus on this data.
3. How did Netflix achieve its retention and subscription rates using data analytics?

20.11 THE BIGGER PICTURE

Tracking, analysing, and optimising are fundamental to any digital marketing activity, and it is possible to track almost every detail of any online campaign.

Most analytics packages can be used across all digital marketing activities, allowing for an integrated approach to determining the success of campaigns. While it is important to analyse each campaign on its own merits, the internet allows for a holistic approach to these activities. The savvy marketer will be able to see how campaigns affect and enhance each other.

The data gathered and analysed can provide insights into the following fields, among others:

- **SEO:** What keywords are users using to search for your site, and how do they behave once they find it?
- **Email:** When is the best time to send an email newsletter? Are users clicking on the links in the newsletter and converting on your website?
- **Paid media:** How successful are your paid advertising campaigns? How does paid traffic compare to organic search traffic?
- **Social media:** Is social media driving traffic to the website? How do fans of the brand behave compared to those who do not engage socially?

- **Mobile:** How much of your traffic comes from mobile devices? Is it worth optimising your site for these? (It usually is.)

20.12 SUMMARY

The ability to track user behaviour on the internet allows you to analyse almost every level of a digital campaign, which should lead to improved results over time. The foundation of successful web analytics is to determine campaign and business objectives upfront and to use these to choose goals and KPIs grounded in solid targets.

Data can be analysed to discover how users behave, whether outcomes have been achieved, and how appealing the user experience is. Testing to optimise user experience can demonstrate ways in which to influence user behaviour so that more successful outcomes can be achieved. Segmenting the audience allows specific groups of users to be analysed.

20.13 CHAPTER QUESTIONS

1. Why is it so important to use data to inform business decisions?
2. What would you learn from a single-page heat map?
3. What is the difference between a goal and a KPI?

20.14 FURTHER READING

contentmarketinginstitute.com/?s=analytics – The Content Marketing Institute has some great analytics tips.

Gynn, A., (2021). How to Use Google Analytics to Find Your Unicorns (and Avoid Content Donkeys. [Online]

Available at: contentmarketinginstitute.com/2021/07/google-analytics-find-best-content/

[Accessed 16 May 2022]

kaushik.net/avinash – Avinash Kaushik is an analytics evangelist, and his regular insight on his blog, Occam's Razor, is essential reading for any digital marketer.

Kaushik, A., (2010). *Web Analytics 2.0: The Art of Online Accountability and Science of Customer Centricity*. Indianapolis, Indiana: Wiley Publishing, Inc.

support.google.com/analytics#topic=3544906 – Google Analytics Help Center is an excellent starting point for anyone who wants to get to grips with this free, excellent web analytics service.

20.15 REFERENCES

Agorapulse, 2022. Marketing Analytics Case Studies: Netflix.

Available at: www.agorapulse.com/blog/marketing-analytics-case-studies/#marketing-analytics-case-studies-netflix

[Accessed 16 May 2022]

- Baker, K., 2021. Data Tracking: What Is It and What Are the Best Tools. [Online]
Available at: blog.hubspot.com/marketing/data-tracking
[Accessed 16 May 2022]
- Boon, John., 2022. Google Analytics (GA4) vs Universal Analytics: What's the Difference? [Online]
Available at: www.adaptworldwide.com/insights/2021/google-analytics-4-vs-universal-analytics-whats-the-difference
[Accessed 16 May 2022]
- Google, 2016. Google Analytics 360 and DoubleClick Bid Manager boost conversions by 423%. [PDF] [Online]
Available at: services.google.com/fh/files/misc/ga360_efinancialcareers_case_study_v3.pdf
[Accessed 8 June 2022]
- Google, 2022. Universal Analytics will be going away [Online]
Available at: support.google.com/analytics/answer/11583528?hl=en
[Accessed 16 May 2022]
- Google Analytics 4, n.d. Introducing Google Analytics 4. [Online]
Available at: support.google.com/analytics/answer/10089681
[Accessed 22 June 2022]
- Green, J., 2022. The 23 Most Important Ecommerce KPIs for Tracking and Growing Sales. [Online]
Available at: databox.com/ecommerce-kpis
[Accessed 16 May 2022]
- Kaushik, A., 2010. Web Analytics Segmentation: Do Or Die, There Is No Try!. [Online]
Available at: www.kaushik.net/avinash/web-analytics-segments-three-category-recommendations/
[Accessed 12 July 2022]
- Landefeld, C., n.d. How First-Time Visitors Interact With Your Website. [Online]
Available at: modeeffect.com/how-first-time-visitors-interact-with-your-website/
[Accessed 22 May 2022]
- marketingplatform.google.com/about/analytics_products/sla/
[Accessed 16 May 2022]
- Sonnenberg, A., 2022. Three Short Case Studies to Inspire You to Love Data [Online]
Available at: www.agorapulse.com/blog/marketing-analytics-case-studies/
- Tableau, n. d. What Is Data Visualization? Definition, Examples, And Learning Resources. [Online]
Available at: www.tableau.com/learn/articles/data-visualization
[Accessed 9 June 2022]

20.16 FIGURE ACKNOWLEDGEMENTS

Figure 20.1 – Figure 20.12: Screenshots, Google Analytics 4

Figure 20.13: Stokes, 2013

Figure 20.14: Adapted from Stokes, 2010

Figure 20.15: Screenshot, Google Analytics, 2017

Figure 20.16: www.crazyegg.com

Figure 20.17: public.tableau.com/app/profile/josh.furlong/viz/UtahCOVID-19Numbers/DailyNumbers

Figure 20.18: public.tableau.com/app/profile/marcel4354/viz/FinalGlobalWarming/Story2, 2022

Figure 20.19: public.tableau.com/app/profile/george.kuibita/viz/AfricaCrimeIndexbyCountry2022/Sheet1
public.tableau.com/app/profile/sharon.kwak/viz/anxiety_depression/Dashboard1, 2022

Figure 20.20: Data visualisation by Yesenny Fernandez, data exported from NYPD on Domestic Violence

Figure 20.21: public.tableau.com/app/profile/jesse.barajas/viz/NPSCCommentsWordCloudscore6orless/Sheet1, 2022

Figure 20.22: Screenshot, Netflix, 2022

Netflix logo: netflix.com

21

CONVERSION OPTIMISATION

In this chapter, you will learn:

- Which digital marketing tactics you can test and improve
- How to pick the right test for your goals and purpose
- How to perform conversion optimisation step-by-step to improve the effectiveness of your online marketing efforts.

21.1 INTRODUCTION

Let's look at a real-world example to help explain what conversion optimisation is. Think of a shoe store. When laying out the store, a lot of care is taken to determine where to place displays, mirrors, chairs, and the checkout counters. However, there is no way of easily determining if the current layout is the best option.

For example, the checkout counter may be at the front of the store. It may, however, be worth testing to see if moving it to the middle of the store affects sales. This would require tracking sales over a period of time with the checkout counters in the front of the store, then shutting down for a few days while the store is reorganised, and tracking sales with the new layout. But this is all a little impractical.

In contrast, if you have an online store, you can just show slightly or very different versions of web pages to visitors and track how different versions affect sales. You would not need to shut down your website to create new versions, and you can watch results emerge in real time as hundreds of customers pass through the store. The cycle of tweaking and testing websites in this way is called conversion optimisation. This chapter will take you through the steps in a conversion optimisation process, helping you understand how to make things work better.

21.2 KEY TERMS AND CONCEPTS

Table 21.1

Term	Description
A/B test	Also known as a split test. Involves testing two versions of the same page or site to see which performs better.
Ad Server	The technology that places ads on websites.
Call to action	A phrase written to motivate the reader to take action, such as sign up for our newsletter or book car hire today.
Click path	The journey a user takes through a website.
Conversion	Completing an action that the website wants the user to take. A conversion usually results in revenue for the brand in some way. Conversions include signing for a newsletter or purchasing a product.
Conversion rate	The number of conversions divided by the number of visitors expressed as a percentage.
Funnel	In web analytics or conversion optimisation, an established set of steps a user should take in reaching a goal, such as making a purchase.

Heatmap	A data visualisation tool that shows levels of activity on a web page in different colours.
Hypothesis	A statement that is being tested.
Landing page	The first page a visitor sees on a site. It is usually specific to a campaign being run.
Micro-conversion	A small conversion in the path to a full conversion, such as going from step one to step two in a checkout process of four steps.
Multivariate test	Testing combinations of versions of the website to see which performs best.
Null hypothesis	The default or general position, usually where no difference is the hypothesis.
Single-page checkout	An approach to ecommerce website design in which the entire checkout process is completed using a single form on a page.
Split test	Also known as an A/B test. For improving website metrics.

21.3 WHAT CAN YOU TEST?

The short answer: everything! However, there are some good tactics to start testing.

21.3.1 Email marketing

The most obvious place to start testing your email marketing is with subject lines. A simple split test will help you to determine which version of a subject line improves open rate. Within an email, you can test your call to action copy to see how you can improve clickthrough rates. Email is also a good medium to test different kinds of offers to see how they influence sales. These can be combined with testing different types of content: long copy versus short copy, or image versus video.

You can also test delivery days and times for your email, either with a split test or by testing your whole group at different times of the year.

21.3.2 Display and search advertising

There are many different conversion points you may want to test with advertising. You can test to see how different adverts may improve clickthrough rates, or you can test to see how different adverts affect the conversion rate of the traffic coming to your website.

Different calls to action in the adverts can be tested, as well as different headlines. When it comes to display advertising, completely different versions of banner adverts can be tested.

Most Ad Servers, including Sizmek Ad Suite and Google's AdWords, have built-in testing. This means that no additional code is required in order to run tests. In most cases, the Ad Server will also serve adverts based on the results of the test, so that the better-performing advert is given preference over time.

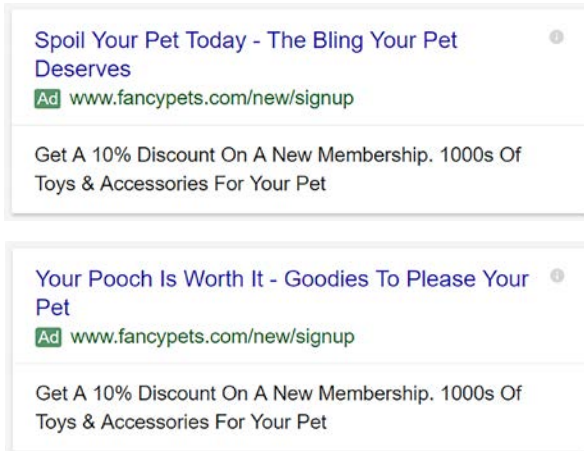


Figure 21.1 Two search ads with different headlines

21.3.3 Social media

If you are broadcasting or distributing messages via social media, you should test your messages to see which perform better. Usually, you will be testing to see how you can increase engagement, whether that's replying to messages, liking Facebook posts, retweeting posts shared on Twitter, or clicking through on links shared.

NOTE

Read about social media analytical tools for marketers here: sproutsocial.com/insights/social-media-analytics-tools/.

Types of messages can be tested to see which messages increase interactions. Some options to try are direct questions, shared links, overt requests to take an action, or other messages to generate engagement. Types of media (e.g., images vs. videos) can also be tested alongside other metrics (e.g., time of day, day of the week) to see how these affect interactions.




Figure 21.2 Best time to post on Facebook

The success of different post types based on average reach and engagement.

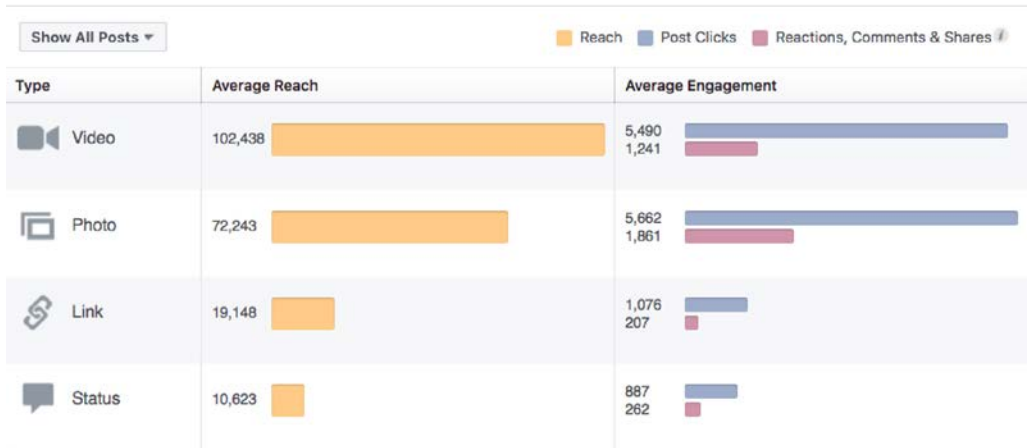


Figure 21.3 Facebook Insights showing what kinds of social media posts make the biggest impact on your followers

It can be trickier to test social media messages scientifically, as the environment is difficult, if not impossible to control due to constantly evolving algorithms.

21.3.4 Landing pages

The landing page is the first page a visitor sees on a website. In some web analytics packages, it is referred to as an entrance page. Any page of your website could be a landing page, especially if users are coming to your website via search engines.

However, when you are running online campaigns that utilise tactics like email marketing or online advertising, you often send visitors to a specific landing page. Because you choose the page that visitors see first, you have an opportunity to craft a page that converts. There are many things you can test on landing pages, for example:

- **Heading:** Different headings can make your visitors behave differently.
- **Copy:** Style, tone, layout, and length of copy can all be tested, as well as things like font size.
- **Call to action:** Various calls to action could increase actions.
- **Colour:** Test the colours of buttons, green and red are two common choices to try.
- **Images:** Different images can have an impact on conversions.
- **Offer:** You can test different types of offers on a landing page or word the same offer differently.

21.3.5 eCommerce

There are many things you can test on eCommerce websites, but the most obvious are to test your product pages and your checkout process. With eCommerce, you are usually testing to increase your conversion rate (when more consumers buy from you) or your basket size

(when consumers buy more from you). As your testing becomes more sophisticated, you will hopefully be achieving both.

On product pages, you should be testing to see how you might encourage users to start the purchasing process. Here are a few things to test:

- **Images:** Images of different sizes, or entirely different image content, could make a big difference.
- **Call to action:** Seeing the words 'Add to cart' or 'Buy now' may affect shopper behaviour.
- **Shipping information:** Test to see whether displaying shipping costs before actual checkout affects the volume of customers starting the checkout process, as well as its effect on completing the purchase.
- **Credibility information:** Do 'Secure shopping' badges affect conversion rate?

Product pages are also a good place to test how you might increase basket size. You can test displaying complementary or similar products. If you spend time on Amazon, you'll see that they display items that other customers bought together, suggesting you should do the same.

The checkout process is incredibly important to test. Often, an online purchase takes place over several screens or steps. Instead of looking at the overall conversion rate, you should be looking at the conversion rate between steps. This is referred to as funnel analysis.

If possible, you should test a single-page checkout versus the multi-page approach. Also test credibility and reassurance statements and how these affect the checkout process. Even font size can have an effect on conversions.

The above should give you an idea of where you can start with your conversion optimisation, but it is by no means an exhaustive list.

21.4 DESIGNING TESTS

To design tests successfully, you need to know what you can test, how you can test, and what sort of time periods you are looking at for testing. If it's your first time doing conversion optimisation, you should start with simple and quick tests to get a feel for the process before embarking on more complicated tests.

21.4.1 Types of tests

When we talk about conversion rate optimisation, we are usually referring to running split tests. A split test is one where we show different versions of a web page to groups of users and determine which one has performed better.

NOTE

The Facebook split test feature allows you to test different audiences against each other to discover which ones deliver the best results based on the campaign goal.

A/B tests

An A/B test is one in which each version being tested is different from all the others. A/B tests always involve just two versions of what is being tested: the original and an alternative.

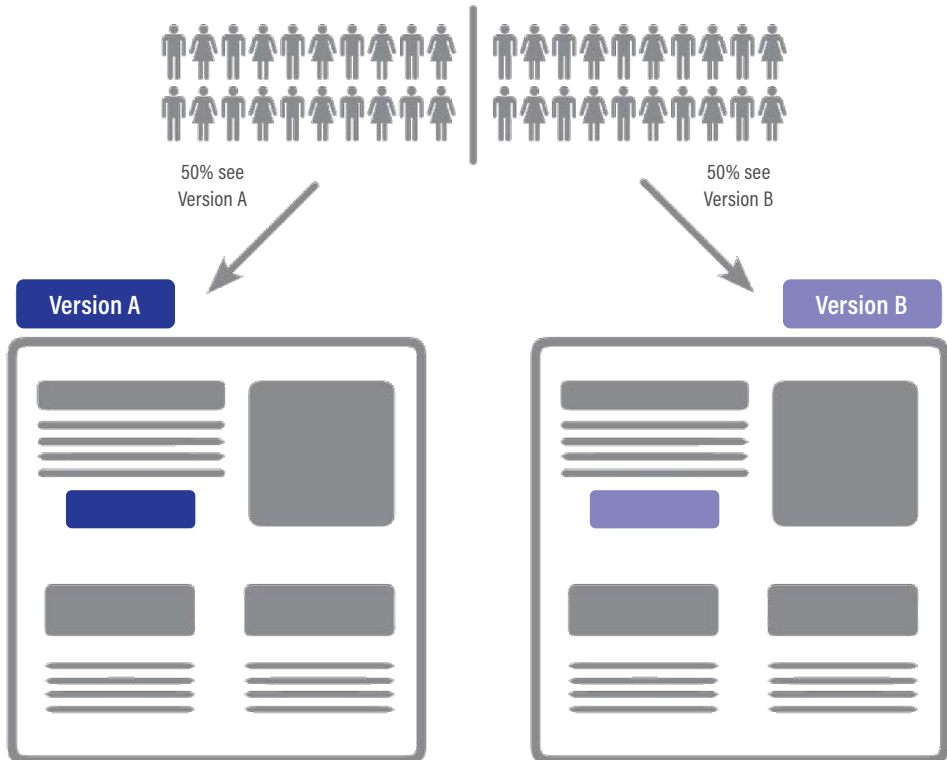


Figure 21.4 A/B testing explained visually

A/B tests are ideal for an initial foray into conversion optimisation, as they can be easy to set up. If you are running just one alternate and the original, it can also mean that you get a quicker result. When conducting A/B testing, you should only change one element at a time so that you can easily isolate what impact each factor has on your conversion rate.

We can also run multivariate tests, sometimes referred to as MVTs. Here, a number of elements on a page are tested to determine which combination gives the best results. For example, we may test alternative headlines, alternative copy, and alternative call to action buttons. Two versions of three elements mean that we are testing eight combinations! Here is a simple formula to calculate the total number of versions in a multivariate test: [No. of variations of element A] × [No. of variations of element B] × [No. of variations of element C] ... = [Total no. of variations]

Multivariate testing helps avoid the need to conduct several sequential A/B tests and easily determines the contribution of each page element to the measured gains.

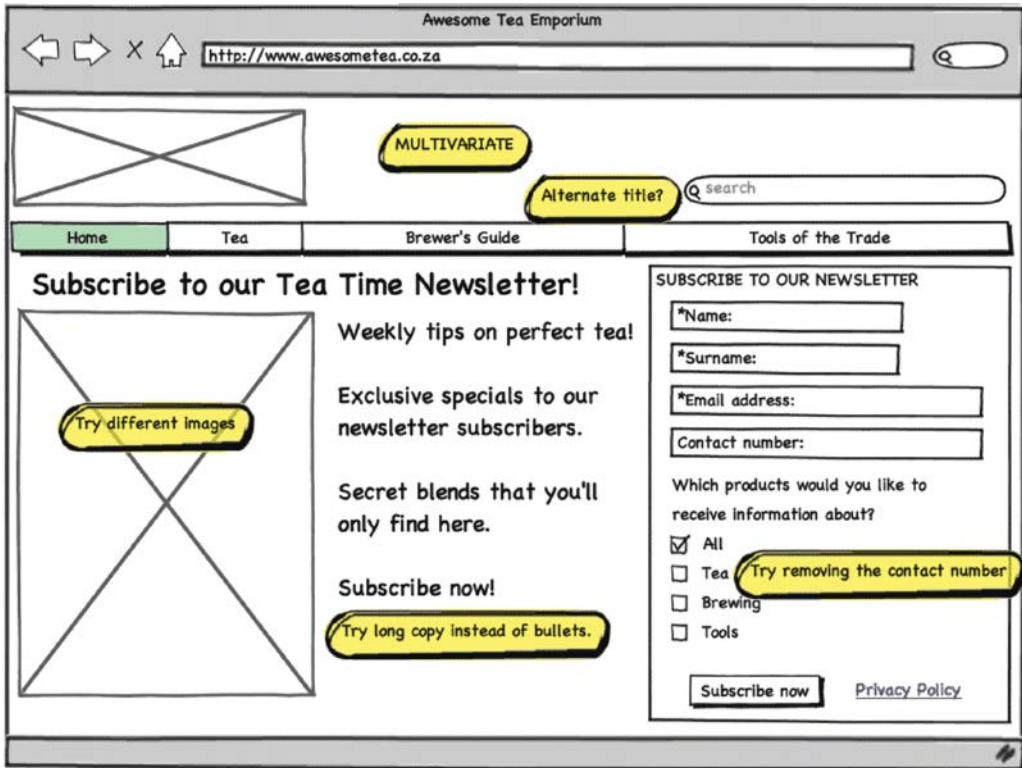


Figure 21.5 Multivariate testing combines a variety of elements

Multivariate tests can be more complicated to set up, but allow you to test more elements at once. Multivariate tests are ideal when you have large traffic volumes. If traffic volumes are not very high, it can take a very long time to reach a statistically significant result, especially if there are many combinations being tested.

21.4.2 Length of tests and sample size

Several factors determine which tests you can run. Relatively simple calculations help you to determine how long a test is likely to take, which is based on the number of participants, as well as the improvement in conversion rate. We've included some sample size calculators in **Section 21.6: Tools of the trade** in this chapter.

Number of participants

The number of participants in the test is determined by how many users actually see the page being tested, as well as what percentage of your potential customers you want to include in your test.

The number of users who see the page being tested may not be the same as the number of visitors to your website. You'll need to use your data analytics to determine the number of users

viewing that specific page. Of course, if you are running advertising campaigns to direct traffic to the page being tested, you can always spend a bit more money to increase the number of users coming to that page.

You also want to determine what percentage of users will be involved in the test. In a simple A/B test, if you include 100% of your visitors in the test, 50% will see version A and 50% will see version B. If you include only 50% of your visitors in the test, this means that 25% of your overall visitors will see version A, and 25% will see version B. Including 100% of your visitors will give you results more quickly. However, you may be concerned that your alternative version could perform worse, and you don't want to compromise your performance too much.

Change in conversion rate

While this is not something you will know upfront, the percentage change in conversion rate also affects the length of a test. The greater the change, the more quickly a statistically significant decision can be made.

Number of variations

The more variations you have, the longer it will take to determine which combination performs the best.

These factors can then be used to calculate the suggested length of time for a test to run. There are several online calculators that do this for you. A good one to try is this one, offered by Visual Website Optimizer: vwo.com/tools/ab-test-duration-calculator/.

Estimate test duration	Scenario 1	Scenario 2	Scenario 3	Scenario 4
# Test combination	2	2	2	2
# Page views per day	200	200	300	300
% Visitors in experiment	100	100	50	50
% Current conversion rate	30	30	30	30
% Expected improvement	20	40	20	30
Days duration	4.01	1.04	5.35	4.22

Figure 21.6 Small changes can affect your online testing

It is usually preferable to test bigger changes or variations rather than very small ones, unless you have a very large audience.

21.4.3 Designing for analysis

The purpose of running tests is to improve performance. To do this, you analyse your results against what you expected to find and then choose the option that performed better. This sounds simple, but how do you know what counts as better enough to warrant a change? Is it one more click than the other option, three more clicks, or should one perform 25% better than the other? You also need to think about chance: how certain are you that the differences in your results were not just coincidental? These can be tricky questions to answer.

To determine which option in your split test did better, set parameters and assess the statistical significance of your results. In statistics, we create a null hypothesis. For split tests, the null hypothesis is that there is no difference between the performance of the two options and any difference recorded is due to chance. You then use statistics to calculate the p value, which shows whether the difference was likely due to chance (or not). If the difference is significant, it is probably not due to chance. Generally, to be significant, the p value should be less than or equal to 0.05, indicating a less than 5% probability that the difference in performance between the two options was due to chance.

NOTE

The p-value is defined as the probability of getting results at least as extreme as the ones you observed, given that the null hypothesis is correct, where the null hypothesis in A/B testing is that the variant and the control are the same.

However, don't worry: you do not have to be able to perform complex statistical calculations. Handy tools like VWO's split test significance calculator will do this for you. All you have to do is enter the number of users that visited your control version and the number of conversions, as well as the number of users that visited the variation and the number that converted. The calculator then provides your p value and states whether your test is significant enough to change to the variation. You can find the calculator here: vwo.com/ab-split-test-significance-calculator/.

When designing your tests, it is important to consider the null hypothesis and set the parameters for significance. By keeping these aspects in mind, you will develop tests that allow for clearer and easier analysis, which will make the whole testing process that much more effective.

21.5 STEP-BY-STEP GUIDE TO CONVERSION OPTIMISATION

Proper planning is important to achieving success with your conversion optimisation. Whatever the outcome of your test, if you've planned and documented carefully, you'll always learn something. Think about what is bringing visitors to your site, what persuaded them to act, and most importantly, what caused them to abandon your site.

NOTE

You already know that conversion optimisation is the practice of increasing the percentage of users who perform a desired action on a website. Read this blog on www.hotjar.com/conversion-rate-optimization where a user-centric definition of conversion optimisation is discussed.

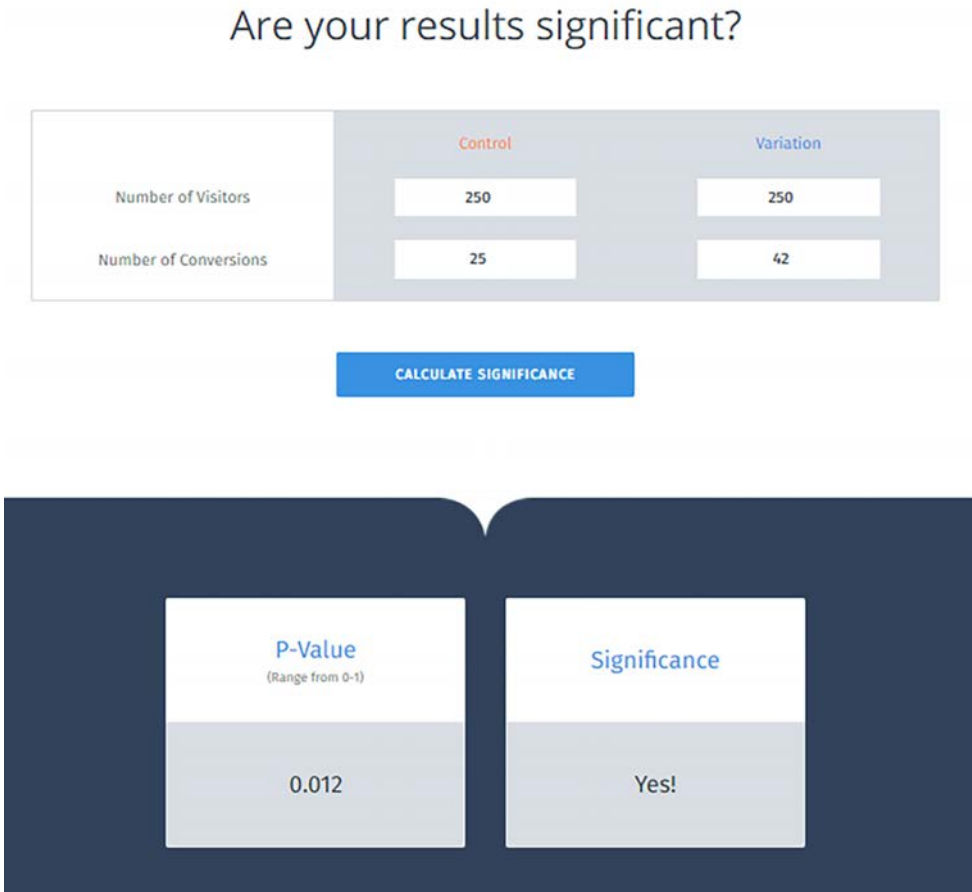


Figure 21.7 The results from VWO's significance calculator

The basic approach to conversion optimisation is:



Figure 21.8 The conversion optimisation process

21.5.1 Gather data

The very first step is to gather data about the site you are testing so that you can make smart decisions about what to test and how. There are many sources you can use, depending on the nature of the site that you are testing. Of course, you also need to know the business for which you are testing; in other words, what do you want website visitors to do?

- **Analytics data:** Existing web analytics data can be used to determine which pages in your site should be tested. You can also gather data about specific pages on your site using tools such as crazyegg.com or contentsquare.com.
- **User data:** User labs or simple site surveys, such as kissmetrics.io are a useful tool and can also be used to add qualitative data to the quantitative data gathered using web analytics tools.

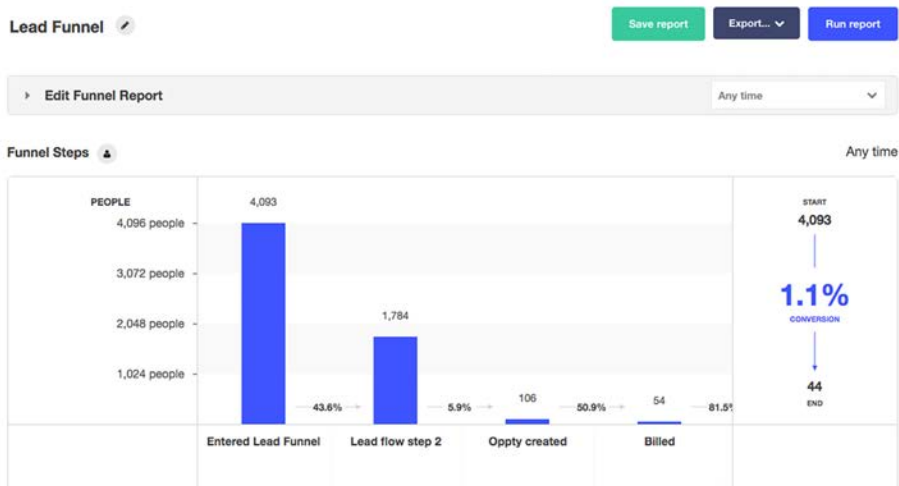


Figure 21.9 A kissmetrics lead funnel report that shows conversion rate

- **Customer service data:** If you are running tests for a site where users also speak to customer service, you can gather data about the site from customer service representatives. They should have information on common reasons why visitors make a phone call. Your CRM system may also hold some valuable data.

NOTE

Read more about **Customer relationship management (CRM)** in **Chapter 15**.

21.5.2 Analyse

Having gathered data, you need to analyse it intelligently so that you can start designing tests. There are some key questions that you need to answer at this stage.

What should users be doing on the site?

This is where you look at the actual conversion. Usually, this is an action taken by a user that increases revenue for a business. There are obvious conversions to look at, such as placing

an order or completing a lead generation form. However, it can also be useful to understand less obvious conversions, or micro-conversions.

You could run a test to see what would reduce the bounce rate of a page. The aim of an online bookstore is to sell books, but they could also test to increase newsletter signups, and focus on selling books later. Micro-conversions can also refer to the path to conversion. Often, there are established steps a visitor should take in the conversion process. Conversion optimisation can look at each step. The Visitor Flow Report in Google Analytics can be a great help in providing this insight. Knowing what actions or conversions you are testing is about knowing the business and its website well.

Who is coming to the site? Why?

To understand who is coming to the website, and why, you need to look at data that tells you about your visitors and how they got to your website. Visitor information includes their location and richer demographic information (e.g., age and income), if available. Another key point to look at is the type of device they use (e.g., desktop, tablet, mobile).

To understand why these visitors come to your website, you need to be able to analyse your sources of traffic. The search keywords sending you traffic should tell you something about the intent of your visitors, for example.

What are they doing on your site?

Of course, now you need to understand what your visitors are doing, and why they're not doing what you want them to do. Here you need to look at metrics, such as bounce rate and exit rate for important pages. As well as examining your overall conversion rate, look at the steps in the process and see where those drop-offs occur.

Look at which page is the most visited landing page, especially as this may not be the homepage. Look to see which ones are exit pages and determine if those should be the last pages a user sees on your site. You can use internal site search information to see if visitors are looking for particular information on your website.

21.5.3 Fix anything that is broken

As part of your analysis, you may have identified problems that can be fixed without testing. Before you continue, fix these. You should also try to understand if there is traffic coming to your site that is not relevant. Segment that traffic from your calculations.

For example, if you have a beautifully designed website that sells custom couches, but is featured in a website design gallery, you may get a lot of traffic that is coming only to look at your site and not necessarily to buy couches.

21.5.4 Design tests

By now you should know what areas of your site need testing, so it's time to design tests.

Wishpond (2016) provides a three-step formula for creating an A/B Testing Hypothesis:

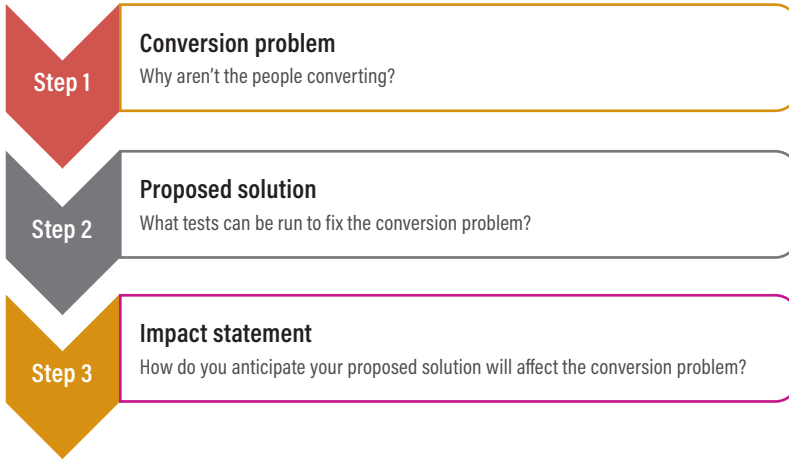


Figure 21.10 Three-step formula for creating an A/B testing hypothesis

You now have a sound A/B testing hypothesis.

21.5.5 Run tests

Implement the tracking code needed to run your tests. Most testing software uses cookies to ensure that return visitors see the same version of the test they saw initially. You will also need to put tracking code on your conversion page. Before taking your test live, make sure that the tracking code does not conflict with any other code on your website.

If everything checks out, take your test live and wait for the data to be collected. Check in regularly to see how the test is proceeding and wait for a statistically significant outcome.

21.5.6 Report and repeat

When you have a result, it's time to report on it. Refer back to your null hypothesis to determine if the outcome was as expected and if it was statistically significant. In your report, you should include why things went as expected, or why not.

Implement the better-performing solution and plan your next test. There is always something you can improve.

21.6 TOOLS OF THE TRADE

Online conversion optimisation relies on being able to record which version of a test a web visitor sees and whether or not that visitor converted. To avoid confusion, a returning visitor should also see the same version they saw the first time to avoid confusion. There are many software solutions that can help you:

- **Google Optimize:** A new dedicated tool from Google for website and AB testing, as well as personalisation solutions. It integrates seamlessly with Google Analytics and provides for split testing, multivariate testing, and redirect testing. A built-in visual editor helps you to create variations to test, without needing to recode each page. Google Optimize makes managing your experiments much simpler with an activity log, experiment previews, and by user permissions tracking. By facilitating testing, Google Optimize also enables you to create pleasant and engaging user experiences for your customers when they visit your website.

There are many split test calculators online that help you to determine the significance of split tests if you are running them yourself.

NOTE

Try drpete.co/split-test-calculator or vwo.com/tools/ab-test-significance-calculator/.

- **Kissmetrics:** A popular analytics package that also includes testing and optimisation features. It refers to itself as a customer engagement automation system. It is a system designed for deep data tracking, providing real insights into performance and user experience. Its ability to store information from every customer who interacts with your brand, not only assists with CRM, but sales leads as well. Find it here: kissmetrics.io/. Kissmetrics is owned by Neil Patel, a well-known web marketer.
- **Contentsquare:** A web analytics tool that helps you to visualise how particular pages are performing by showing heat maps of mouse movements and clicks on a page. It also offers form analysis, showing how particular form fields may be affecting completion rate: contentsquare.com.
- **HubSpot:** Offers a free tool, HubSpot Marketing Free, which helps you improve your conversion optimisation. You can add a popup CTA to your site, and HubSpot will give you in-depth insights on prospects and current contacts. Find it here: hubspot.com/products/marketing/free.

21.7 CASE STUDY: HUBSTAFF

Hubstaff offers workforce management software (e.g., time-tracking, project management) that is particularly useful for remote teams.



One-line summary

Hubstaff tested a new homepage design, which led to a 49% increase in visitor-to-trial conversions.

The problem

Hubstaff measured its success based on traffic, trials, and revenue. It was essential for visitors to the site to be drawn in and encouraged to sign up for the trial, which, in turn, would lead to conversion to paid subscription to the service based on their experience.

The homepage had to highlight all of the right features in order for potential customers to sign up. The web design and marketing team knew that this approach would result in more conversions (visitor-to-trial and trial-to-paid).

However, changing the homepage was a risk. The homepage draws the most visits, and launching the test could result in lost conversions and a decline in traffic. The conversion rate also had to be worth the effort. In other words, a nominal increase in conversions would not necessarily justify the work the team put into the new design.

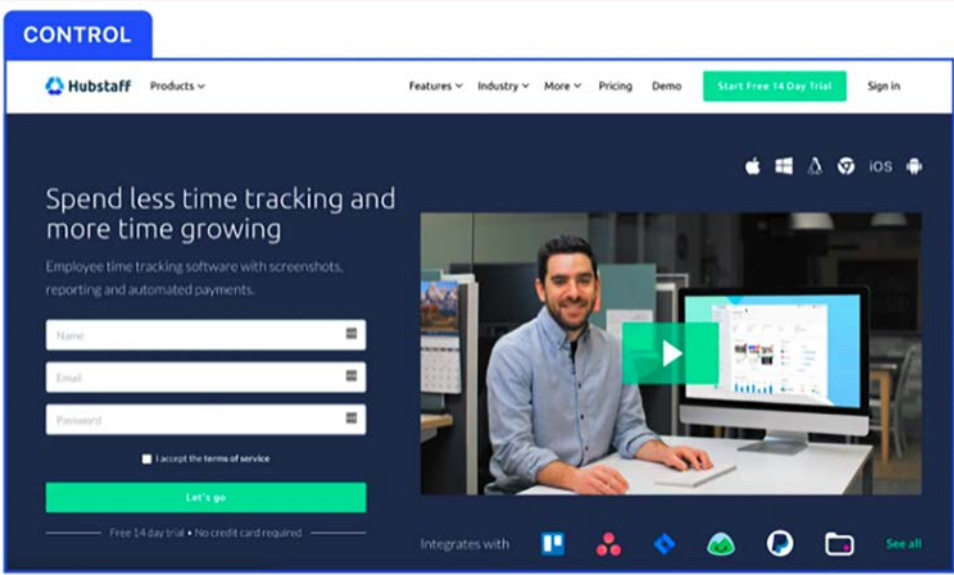


Figure 21.11 The original homepage for Hubstaff

The solution

Hubstaff settled on doing a split test. This meant that 50% of traffic was directed to their original homepage (Figure 21.11), and the other 50% to the new homepage.

They used VWO software to track the following metrics:

- Visitor-to-trial conversion
- Hero form submission: This tracked the number of visitors who used the hero form seen in Figure 21.9, as opposed to clicking a 'Free 14-day trial' call to action button.
- On-page engagement: This tracked visitor engagement with the homepage by tracking clicks.
- Pricing page views.

Further, the full visitor journey was tracked to understand whether the conversion from trial to paid was due to the new homepage design or the experience using the app.

The results

The test was conducted over a three-month period, with over 250 000 visitors across both pages. The results were as follows (Nevogt and Gratale, n.d.):

- Visitor-to-trial conversion: 49% increase
- Hero form submission: 34% increase in visitors entering their emails on the homepage
- On-page engagement: 6% decrease, attributed to the improved performance of sign-ups, which reduced the number of clicks necessary
- Pricing page views: 3% decrease in pricing page views.

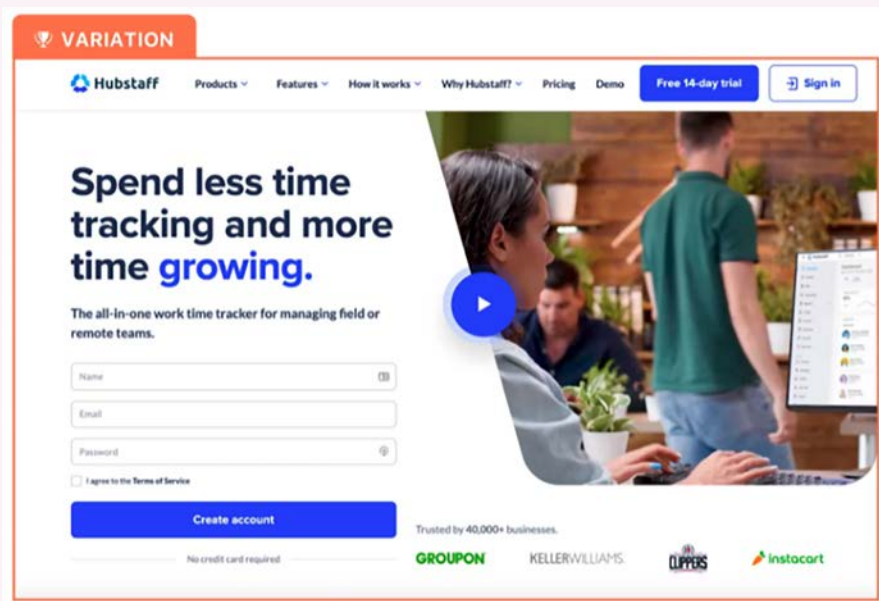


Figure 21.12 The redesigned homepage

21.8 CASE STUDY QUESTIONS

1. Why did Hubstaff decide to do an A/B test?
2. Discuss the results: was the new homepage less or more successful?
3. Briefly outline the metrics that were tested, and how they related to improving conversions.

21.9 THE BIGGER PICTURE

As you saw at the start of this chapter, conversion optimisation applies to just about every part of your digital marketing strategy. Almost any tactic can be tweaked, tested, and improved. In fact, this is best practice and highly recommended.

Conversion optimisation also speaks to a bigger consideration about keeping your channels up to date in the ever-changing online marketing space. Keeping things fresh and constantly improving are the way to go. Not only does this strategy entice your customer, it also reflects on your bottom line. Making valuable, incremental improvements increases your earnings in the short term and decreases the need for radical changes over time.

21.10 CHAPTER SUMMARY

Conversion optimisation is the process of testing to increase the conversions from a website or digital campaign. A conversion can refer to any action that a web visitor takes. Tests are either A/B, or multivariate tests. It's important to understand the business and customers, so you can create appropriate, useful tests.

The basic approach to conversion optimisation is:

1. Gather data
2. Analyse data
3. Fix anything that's broken
4. Design tests
5. Run tests
6. Report and repeat.

21.11 CHAPTER QUESTIONS

1. Describe a situation where an A/B test would be more suited as a data-gathering method than a multivariate test.
2. What is a conversion rate, and why is it so important to marketers?
3. What can you test on an eCommerce product page? List three examples.

21.12 FURTHER READING

blog.hubspot.com/marketing/conversion-rate-optimization-guide – Learn about the power of CRO, conversion rate optimisation, and how to get started

Eisenberg, B., Quarto-von Tivadar, J. & Davis, L.T., 2008. *Always Be Testing: The Complete Guide to Google Website Optimizer*. Cybex.

neilpatel.com/what-is-conversion-optimization/ – A step-by-step guide from the website of Neil Patel

21.13 REFERENCES

Baker, K., 2021. Data Tracking: What It Is and What Are the Best Tools.
Available at: blog.hubspot.com/marketing/data-tracking
[Accessed: 16 May 2022]

Nevogt, D. and Gratale, P., n.d. Hubstaff's Homepage Redesign Test Led to a Staggering Increase in Visitor-to-Trial Conversion. [Online]

Available at: vwo.com/success-stories/hubstaff/

[Accessed 21 February 2022]

Wishpond, 2016. The 3 Step Formula for Creating an A/B Testing Hypothesis. [Online]

Available at: blog.wishpond.com/post/115675436717/ab-testing-hypothesis

[Accessed 16 May 2022]

21.14 FIGURE ACKNOWLEDGEMENTS

Figure 21.1: Screenshot, Google, 2017

Figure 21.2: Screenshot, sproutsocial. sproutsocial.com/insights/best-times-to-post-on-social-media/

Figure 21.3: buffer.com/library/what-to-post-on-each-social-media-platform/, 2022

Figure 21.4: explwebsolns.blogspot.com/search/label/google%20adword. 2022

Figure 21.6: Stokes, 2013

Figure 21.7: VWO.com, 2017

Figure 21.9: G2Crowd, 2017

Figure 21.11: vwo.com/success-stories/hubstaff/, 2022

Figure 21.12: vwo.com/success-stories/hubstaff/, 2022

Hubstaff logo: vwo.com/success-stories/hubstaff/

22

THE FUTURE OF ADVERTISING

In this chapter, you will learn:

- About the trends that are driving the future of advertising
- About technology's role in staying relevant in today's market
- How the digital landscape is shifting and what you can do to stay informed
- How to understand the importance of personalisation.

22.1 INTRODUCTION

Technology continues to shape the future of advertising. Accelerated by the global lockdowns due to COVID-19 since the start of 2020, we've witnessed how technology has enabled human connection with extraordinary changes that have fast-tracked lives globally. Our behaviours, expectations, and ultimately, our needs, have transformed as a result of technology making our lives easier, faster, and more engaging. The future of how we interact with the world is about to get even more interesting.

There are two basic things that you will need to adopt if you as a business owner, consultant, or marketer want to keep abreast of new developments: becoming customer and data driven. Businesses must know who they are selling to and what their customers want.

In the words of Dion Chang, trend analyst and founder of Flux Trends, 'Every business needs to relook what they do, what their business models are, and what their purpose is. Looking at 2020, your customers are no longer where you thought they were, and they might not be needing what you thought you were selling to them' (Courie, 2021).

This chapter takes a holistic view of how businesses need to adapt with the customer and data at the centre of it all. The various divisions that make a business work can no longer operate in silos. Business' true value and content comes from the whole, rather than parts of it.

The new normal compels us to create and innovate as we move from the VUCA-world (volatility, uncertainty, complexity, and ambiguity) into a BANI (brittle, anxious, non-linear, and incomprehensible) framework to get through the current times.

While BANI is not going to help us solve the challenges of our time any more than VUCA did, it does offer a fresh and potentially more nuanced way of framing situations and conditions that could help to inform strategic leadership (Shelley, 2021).

22.2 KEY TERMS AND CONCEPTS

Table 22.1

Term	Description
Ad blocker	A piece of software designed to prevent advertisements from appearing on a web page.
AdTech	A set of technologies used for managing advertisements across channels, including search, display, video, mobile, and social with functions for targeting, design, bid management, analytics, optimisation, and automation of digital advertising.

Artificial Intelligence (AI)	The theory and development of computer systems able to perform tasks normally requiring human intelligence, such as visual perception, speech recognition, decision making, and translation between languages.
APIs	A set of functions and procedures allowing the creation of applications that access the features or data of an operating system, application, or other service.
Augmented Reality (AR)	A technology that superimposes a computer-generated image on a user's view of the real world to provide a composite view.
Automation	A range of technologies that reduce human intervention in processes. Human intervention is reduced by predetermining decision criteria, subprocess relationships and related actions, and embodying those predeterminations in machines.
Bots	An autonomous programme on the internet or another network that can interact with systems or users.
Customer experience (CX)	The customers' holistic perception of their experience with a business or brand. CX is the result of every interaction a customer has with a business, from navigating the website to talking to customer service and receiving the product/service they purchase.
Geofencing	The use of GPS or RFID technology to create a virtual geographic boundary, enabling software to trigger a response when a mobile device enters or leaves a particular area.
Internet of Things (IoT)	The interconnection of everyday objects to the internet via embedded computing devices, giving them the ability to send and receive data.
Programmatic	The use of automated technology or software to buy and sell digital advertising space as opposed to traditional methods of digital advertising.
Universal ID	A single identifier that recognises the user in the digital marketing ecosystem and allows the information associated with the user to be passed onto approved partners in the supply chain.
Virtual Assistant (VA)	An application that understands voice commands and completes tasks for a user. VAs can be deployed as virtual personal assistants, virtual customer assistants, and virtual employee assistants. Popular virtual assistants currently include Amazon Alexa, Apple's Siri, Google Assistant, and Microsoft's Cortana.

Virtual Reality (VR)	A technology that allows a user to carry out actions in a digital environment, yet feel as if they are immersed in a physical environment, enabling a person to experience and manipulate the environment as if it were the real world.
-----------------------------	---

22.3 DATA AND TECHNOLOGY

Technology is integral to our daily lives. It's hard to imagine life without technology because without it, humankind would not have progressed the way it has, especially over the last two decades. We've become dependent on it for some of our basic needs like learning, shopping, and connecting with friends and family. What we may not have realised until more recently however, is that every exchange we make using technology leaves a data trail of our online behaviour, which has become invaluable to businesses globally.

In an article about the future of advertising, data has evolved into the new advertising gold, and is a game changer for processes and targeting, alongside ad tech. As we've learned, data provides the insights and intelligence that businesses need to strategise for success (Deloitte, 2022).

NOTE

Read more about the article here: www2.deloitte.com/de/de/pages/technology-media-and-telecommunications/articles/future-of-advertising.html.

In the interest of privacy first, Google announced that mid-2023 will mark the end of the use of third-party cookies. Companies now have to review how this would affect their measuring and targeting performance. Alternative methods of tracking that preserve the privacy interests of internet users do exist and include the following:

- Zero-party data
- Universal IDs
- Fingerprinting
- Contextual advertising
- AI-powered analytics.

We will discuss these further in **22.4.2 Privacy and data protection**.

22.3.1 AdTech landscape

Advertising technology, or AdTech, is the overarching term that describes the tools and software advertisers use to reach audiences to deliver and measure digital advertising campaigns. AdTech has been around for some time already. The wide range of tools and technologies we use today to achieve efficiency, targeted reach, real-time analysis, and optimisation, started with a simple display banner published on *Wired Magazine* in 1993 and the invention of cookies in

1994 (Sweeney, 2018). AdTech has evolved significantly over time, striving to deliver the right content to the right potential customer at the right time.

As buying and selling ads became increasingly complex, AdTech offered a more streamlined process, enabling advertisers and agencies to manage their campaigns effectively. Brands are able to use their budgets optimally and maximise their return on investment (ROI) in digital advertising when using AdTech.

AdTech uses technology for media buying and because of the sophisticated audience insights it derives from the data, it can reach targeted consumers through paid channels automatically. It includes tools and technologies like demand-side platforms, supply-side platforms, agency trading desks, ad servers, and ad networks to serve relevant advertisements to relevant audiences. Let's have a closer look at these technologies:

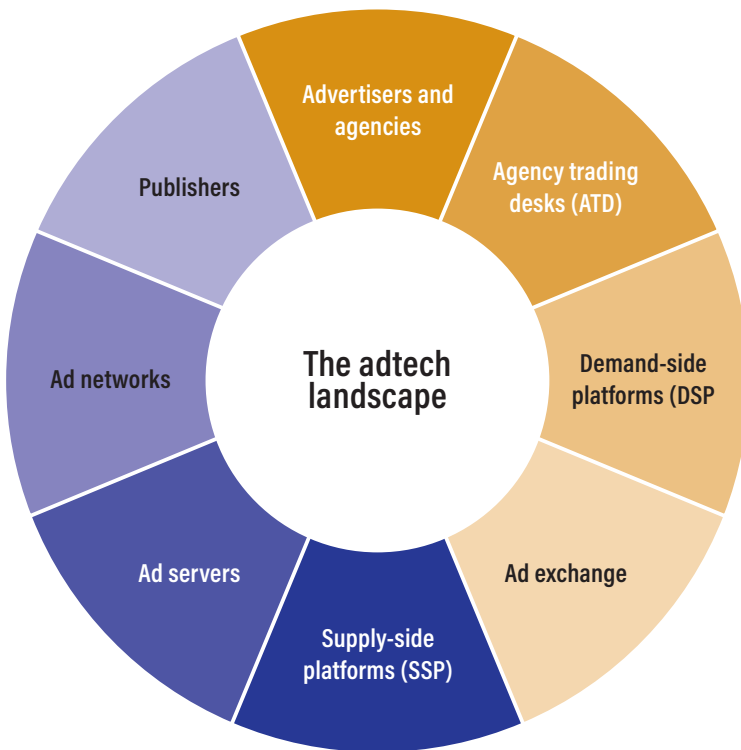


Figure 22.1 The AdTech landscape with the relevant touchpoints of the AdTech process

Demand-side platform (DSP): Software that advertisers use to buy video, display, and mobile ads. A DSP is an organised marketplace where advertisers access publisher inventory through direct integrations, supply-side platforms (SSPs), and ad exchanges.

Supply-side platform (SSP): A tool for publishers that automates selling digital ad impressions including video, display, and mobile ads. It is driven by the supply side of the advertising equation – the publishers who want to sell their inventory.

Agency trading desk (ATD): A tool or set of services related to media planning and buying that media agencies provide. Typically layered over a demand-side platform, the ATD is the service piece of the AdTech landscape that enables agencies to manage an advertiser's programmatic, bid-based media purchases as they happen across channels, while offering analytics on ad buys to clients throughout a campaign.

Ad server: Serves ads to a website or app and reports performance metrics for those ads. Advertisers, agencies, ad networks, and publishers can use ad servers to deliver ads to a website. Ad servers house creative assets and optimise the process of selecting which ad to place, and where, using automated technology.

With AdTech becoming more sophisticated and technology continuing to advance at its current rate, here are three of the key benefits for the future of advertising:

1. **Better utilised ad spend:** Advertisers are able to deliver the right content, at the right time because ads are reaching engaged audiences with interests in the product or service. The delivery and placement of the ad are within control and completely measurable, resulting in better use of the budget.
2. **Operational efficiencies for campaigns:** Tools like ad servers give advertisers or agencies a view of where their ads are placed and how they are performing. This results in more efficient and more effective planning, optimising productivity.
3. **Marketing funnel insights:** A brand can share unique stories with their customers, depending on where they are in the marketing funnel. The technology provides insights that allow you to refine how to reach your audiences at different stages of their journey, and to reengage audiences that have shown an interest in your product or service.

At this point in the digital timeline, the top priority for any business or brand is to offer their audiences a personalised end-to-end customer experience in real-time. AdTech enables a data-driven, customer-centric approach that will not only connect with your audience but also help brands achieve their business and sales goals.

22.3.2 Programmatic advertising

An integral part of AdTech, programmatic advertising is the use of technology to buy and sell digital ads. It uses an automated process to purchase digital ad inventory from across the web, mobile, apps, video, and social media. It uses workflow automation and machine learning algorithms to deliver effective ads to audiences based on a variety of signals, such as demographics and shopping patterns.

It has become a formidable task to find, source, and place adverts on the billions of digital platforms on the internet to reach and engage the right customer. With the help of programmatic platforms and the increase in inventory and databases, AdTech allows for any setup and channel to be accessed programmatically, including mobile, desktop, tablet, audio, digital outdoor, and connected TV.

Targeting tactics are applied to segment audiences with the use of data so that advertisers only pay for ads supplied to the right people at the right time, relying less on the 'spray-and-pray' method of digital advertising. Computers and algorithms make ad buying, placement, and optimisation more effective by removing tedious activities and cutting down on time to take the ad to market.

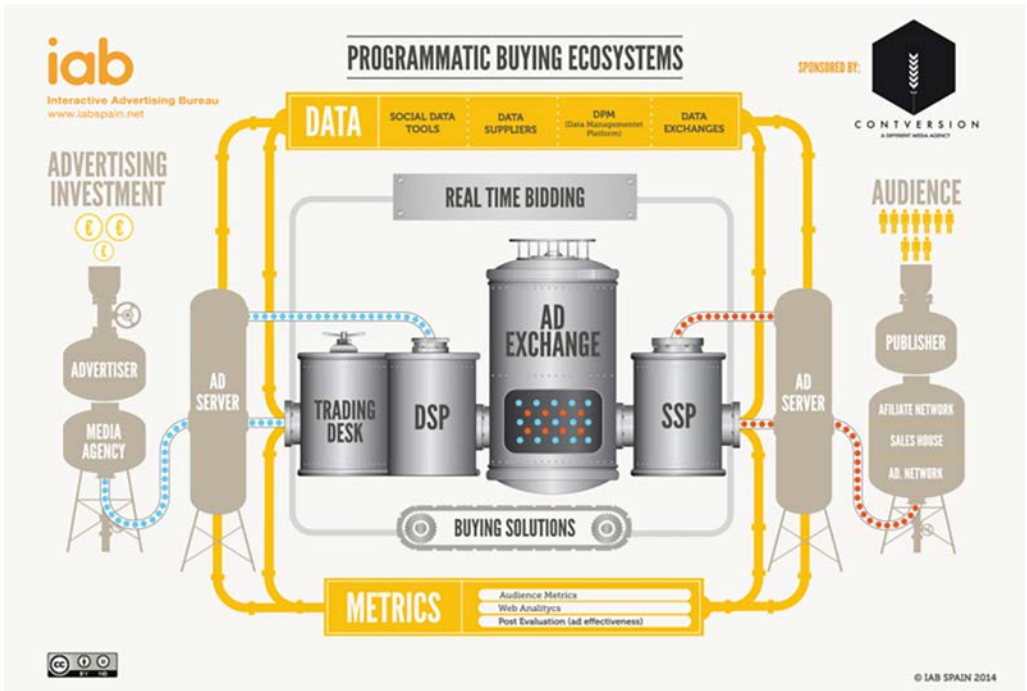


Figure 22.2 Programmatic buying ecosystems

Red & Yellow offers a course that provides a more holistic introduction to programmatic advertising and all of the components to help you better understand programmatic display. Read more about this here: docs.google.com/document/d/1n4ME6hTPkjkzHL0oP9CyajjAK0WyEBTR2QhpbB_XRaI/edit#heading=h.mnqnllik38w4.

Artificial intelligence (AI) positioning

Advertisers use AI to identify and segment audiences, build ads, test ads, improve ad performance, and optimise spend. These are all done automatically, in real-time, at scale. AI gives digital advertising a competitive disadvantage because of the extent of its segmentation capability that helps a brand discover audiences it didn't know it had.

Unlike traditional technology, AI can detect patterns in data and learn to make predictions based on these patterns. Using machine learning, it gains knowledge from the outcomes to make better predictions over time.

Once trained and guided by humans, AI can learn and improve on its own. The more data you enter into an AI system, the better it's able to learn and improve. It's more than one technology. AI is an umbrella term that comprises a range of smart technologies that can learn and improve on their own.

Some of the AI technologies that you may hear about include machine learning, computer vision, natural language generation (NLG), natural language processing (NLP), deep learning, neural networks, and speech recognition.

Because of its ability to learn and improve predictions and outcomes, AI is the component of AdTech that is involved in buying and placing programmatic and digital ads, optimising advertising budget and performance, and creating and managing ads.

Virtual reality ads

Virtual Reality (VR) is recognised for its immersive experiences. The simulation of a virtual environment initiates a deeper interaction and connection with customers. VR allows consumers to interact directly with their favourite products and brands. The use of VR headsets and controllers, can simulate interactions in the real world that offers an experience using the power of the internet.

Interactive VR adverts that allow customers to engage directly with different products or destinations can create a higher conversion rate. Think about being served an advert for a hotel stay in the Maldives: a static image will show you the scene, and a video may give you a broader sense of what the venue offers. A VR advert can take it much further, enabling you to experience the actual space without physically being there.

VR creates more enhanced experiences and can reduce the barriers that businesses face trying to persuade prospective customers to use their products or services. VR can serve as a substitute for previous in-person interactions, especially with the social restrictions and lockdowns imposed by the Covid-19 pandemic. Another benefit is that it cuts down on costs (shipping, travel, and otherwise), while positively shaping customers' perceptions of the organisation as a forward-thinking, green-conscious, and tech-savvy brand.

According to Forbes, the opportunities that VR present will have a massive impact on the advertising industry, given the range of tools developers and designers will have to work with to implement creative strategies around the ads. New KPI metrics will be established as advertisers may focus on tracking immersion and in-experience engagement.

Read all about this here: forbes.com/sites/forbesagencycouncil/2020/05/29/13-ways-vr-may-power-future-marketing/?sh=3364394c7e4e.

Augmented reality

Augmented Reality (AR) is an enhanced version of the physical world that makes use of overlaying digital visual elements, sound, or other sensory stimuli to improve the user's experience. Brands make use of augmented reality to promote their products or services, launch marketing campaigns, and collect unique user data. While VR creates its own environment, AR adds to the existing world.

Similar to VR, AR-based adverts can also be used to deliver interactive advertising experiences. With the use of the internet and digital platforms, like apps, marketers can connect with potential customers using technology that allows customers to try out products from wherever they are.

L'Oréal, for example, has partnered with YouCam Makeup by Perfect Corp to augment a make-up try-on tool using their app. The makeover tool allows the user to 'try on' hair colour, foundation, lipstick, mascara, and blush for a realistic view of what it will look like before making the purchase. This convenience gives their customers the freedom to try on a variety of options without commitment. The engagement gives the brand the opportunity to get to know how the functions are used, allowing them to get to know the user and their behaviour.

AR is used widely thanks to its availability, from filters on Instagram and Snapchat to TikTok add-ons. Brands have been making use of AR functions to create awareness and run promotions to help customers decide before making their purchase.

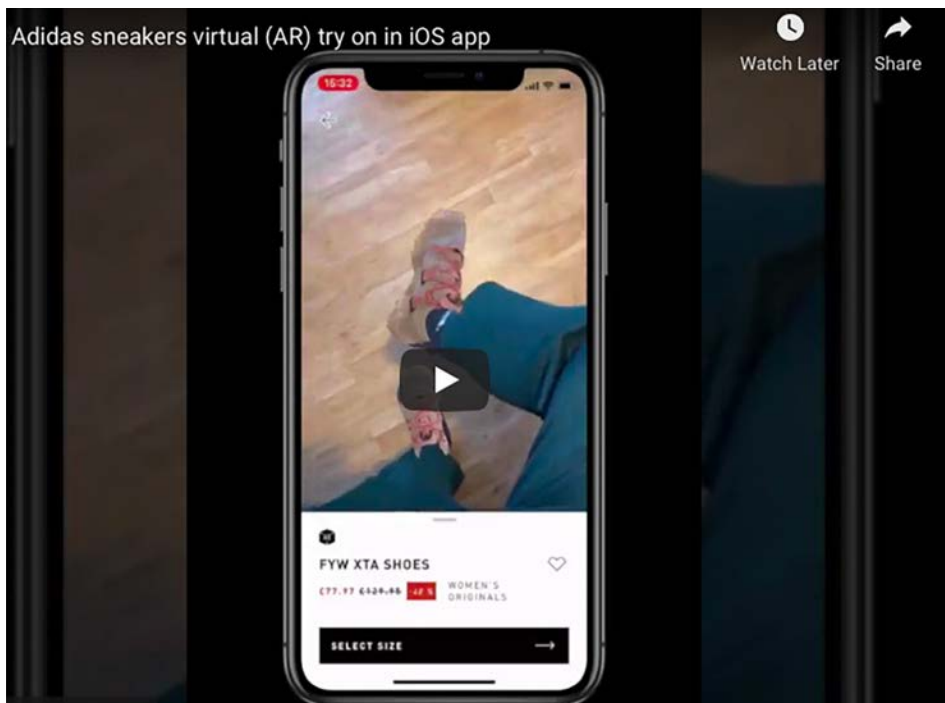


Figure 22.3 Adidas virtual sneakers try-on tool helped shoppers decide on a purchase without ever entering a store

Internet of things (IoT)

The Internet of Things (IoT), like a Bluetooth device, connects a variety of physical devices through the internet and stores or exchanges data all around the world. One example of this technology is a product like Alexa, which can connect to home monitoring systems and lights, promoting the concept of a 'smart home' that you can control using your smartphone.

These technologies enable the world to connect people and objects with a network of seamless communication between them that helps us monitor the environment. It provides context for advertisers to leverage advertising opportunities and promotions in real-time.

According to Vailshery (2021), over 13.8 billion IoT-connected devices are already in use today and around 75 billion are expected by 2025. Moreover, by 2025, the number of active IoT-connected devices is expected to hit 21.5 billion.

These statistics and the ability to link such an extensive number of devices, opens up a plethora of advertising possibilities, including (but not limited to):

Location advertising: IoT devices are GPS-enabled that allows brands to view the location of people and objects, enabling tracking and monitoring.

Personalised advertising: IoT enables personalisation and an experience unlike any other. In retail, IoT can be used with sensors installed on product packaging. Using their smartphones, customers can interact directly with the campaign to claim rewards or discounts in specific locations.

Billboard advertising: Advertisements on billboards offer hard-to-ignore and engaging ways of advertising to the public. It brings together real-world advertising that attracts a large number of viewers in busy places, creating brand awareness.

Proximity advertising: This type of advertising aims to make interactions realistic with IoT-enabled objects, like beacons that react and adjust in response to position. It uses proximity technology to detect the presence of humans nearby and initiate pre-programmed actions to provide informational, contextual, and personalised experiences.

The world of IoT offers a host of opportunities. Because of its interconnectivity to physical and online touchpoints, advertising opportunities have increased drastically across platforms. Every IoT connection and interaction gives brands a touchpoint that can be used to advertise their items to customers by approaching them at the 'perfect' time with just the right product, using the data and information available to personalise the experience for customers.

Using IoT in advertising strategy

IoT gives you access to a load of data and information about your customers and the market. Although you may not yet know what kind of ad best suits your customer, your priority is to stay relevant in the market. For this, you need to investigate the current trends and customer needs. Apply these three actions to develop and enhance your approach:

1. **Research:** IoT helps you conduct thorough research to understand your market and customers. In this way, you are able to create ads your customers like and can relate to, which ultimately increases brand visibility.
2. **Geofencing:** IoT helps brands conduct location-based advertising. Adding your location to your ads allows your customer to understand where you're located and search for you. If they are close by, you have the ability to send them targeted ads. If your advert is enticing enough, they may just want to find out more about your brand.
3. **Remarketing ads:** This is a targeted way of advertising that brands use to re-target their customers. This is done using IoT devices that will instantly send ads to customers who have visited a brand's website or clicked on a social media. Remarketing advertising and IoT devices are a great combination for brands to connect with their customers.

22.4 CONSUMERS

Today's consumers have an increasingly sophisticated relationship with brands and digital content. As you've learnt in **Chapter 2: Importance of the customer**, there are a range of motivating factors that drive consumer behaviour. As a result of the influence of technology, today's market has evolved so significantly that it has impacted every generation.

Consumers no longer blindly accept what companies say at face value. They perceive brands' behaviour across multiple channels, (e.g., they may follow a brand on social media, physically visit the store, read their reviews, and want more personalised offers) but may detest sharing their information unless they have complete control.

Brands, marketers, and advertisers now have more informed consumers to deal with; customers who are capable of making sensible decisions by finding out more about a product before making a purchase. At the same time, there is room for negative consumer perceptions in digital advertising. This is a battle that brands must continue to fight by finding ways in which they can recover trust with their customers to improve their online reputation.

We discussed customer experience extensively in **Chapter 2: Importance of the customer**. Feel free to revisit some of the concepts to see how they apply to the future of advertising.

Human-centred design

Based on a problem-solving approach that prioritises a human perspective during each of the processes, human-centred design is often used in design, management, and engineering. It is a practical means of determining the most suitable design for consumers because it makes use of participation and feedback in the planning process. These contributions provide a thorough understanding of any issues in the design process because the researcher and participant have transparency between them that provides context.



Figure 22.4 Wikipedia human-centred design visualisation

Placing humans at the centre of any marketing or advertising strategy offers an in-depth understanding of human needs, interest, ambitions, behaviours, and personalities. This is invaluable to any business for the connected world that we live in. We’ve mentioned before that customer centricity and technology are the key drivers of digital marketing and advertising success.

According to Abramovich (n.d.) “the future of advertising will be personalised, automated, immersive, experiential, and measurable. It won’t feel like advertising.”

People-centric marketing combines AdTech and marketing technology to reach potential customers by incorporating their preferences and behaviour into advertisements. This strategy aims to optimise sales, and increase the chances of receiving positive responses from customers. Also, this approach aims to foster brand loyalty with existing customers while attracting new ones. However, people-centric marketing can only be achieved if the marketing and advertising strategies are focused on using data to reach their customers instead of using the more traditional approaches.

22.4.1. Personalisation

Previously, organisations used personalisation to customise a service or product for specific individuals, market segments, or customer personas for a brand. Personalisation has since evolved as a marketing tactic and has become a critical element in social media, email marketing, customer service, and just about every customer touchpoint in the user journey.

Personalisation offers a variety of benefits, including:

- Improved customer satisfaction
- Increased digital sales conversion
- Better branding
- Improved website metrics and advertising.

For customers

If you're a Netflix subscriber, you would have received a message from them that says: "We just added a movie you might like." With this level of personalisation, Netflix is invested in getting to know their customers and their viewing habits better.

Customers have come to expect and, to a certain degree, demand personalisation from the brands they interact with. Customers know that they don't have to accept experiences that do not meet their expectations.

According to Accenture, 91% of consumers said they are more likely to shop with brands that provide offers and recommendations that are relevant to them.

Personalised experience makes a customer feel understood, such as:

- When a streaming service, like Amazon or Netflix, offers recommendations based on previous viewing activity or sends reminders that the viewer left in the middle of a movie
- When a customer receives a reminder that they haven't completed a purchase on an ecommerce site.

These brands make use of recommender systems to enhance the customer's sense of personalisation. The systems suggest content based on a set of algorithms and use a customer's past viewing or shopping habits to package and present recommendations that may lead to the next action, such as watching the next movie. In this case, the viewer feels as though the company understands their wants and needs, resulting in a personalised customer experience.

For organisations

Customer experience has become a key differentiating factor for companies. Personalisation allows organisations to have more meaningful interactions with their audience and makes the customer's decision to purchase easier.

Consumers receive masses of marketing messages every day. To stand out against the competition, brands need to increase engagement and businesses need to break through the noise that distracts their customers from their messages. Generic messages are simply not effective and, the less relevant a marketing campaign is to a customer, the lower the response rates will be.

AI and personalisation

AI affects personalisation in a variety of ways in customer experience and marketing. Brands that are not incorporating tactics or approaches to address personalisation risk losing their positioning in the market against their competition.

Consider these five ways that AI affects personalisation when preparing for the future of advertising:

1. **Create intelligent personas:** Businesses can collect data by directly asking customers what they need, tracking user data, and adding existing data into the mix. This additional data will increase the understanding of the customer personas — who they are and what they need.
2. **Drive content creation:** Content creation is based on AI algorithms to capture a large set of data points that describe a customer's behaviour, such as emails that the customer opened, links that they previously used, past purchases, and similar customer types before selecting the best content for each individual.
3. **Optimise mobile:** AI-powered personalisation can help companies create content that is suitable for mobile devices, bringing data together across multiple sources into a single view of the customer. Chatbots can also improve communication with customers and help them to purchase products while enabling them to use self-service for their online needs.
4. **Make use of deep data:** If your business has large amounts of customer data, you can use it to break down customer preferences and buying styles to create marketing profiles, personas, or buyer segments. This data can be further organised to determine who your key customers are, along with their buying processes. Deep data can also enable brands to incorporate behavioural-based, data-like habits and preferences for additional customer insight using algorithms. It will help determine real-time decisions. For example, a company can learn about when it should schedule relevant content or offers, and how these items will solve or address a need.
5. **Incorporate algorithms into your planning and process:** The use of algorithms has taken personalisation to the next level of getting closer to customers. Beyond segmentation, the use of algorithms through recommender systems can provide customers with more personalised experiences. AI can assist in improving purchase recommendations. Based on customer preferences, the algorithms can be designed to use customer preferences and behaviours to recommend products, cross-sell items, and increase conversion.

22.4.2 Privacy and data protection

The future of the web is focused on a privacy-first approach for consumers worldwide. The world's technology giants are constantly in the spotlight for privacy controls and data protection in digital advertising. Although data protection laws have been around for many years, new legislation came into effect from about 2018 that made extensive provision for the protection of personal data, including the General Data Protection Regulation (GDPR), the California Consumer Privacy Act (CCPA), the General Data Protection Law in Brazil, Protection of Personal Information Act (PoPIA) in South Africa, and the Personal Information Protection and Electronic Documents Act (PIPEDA) in Canada, to mention a few.

Today, there are more than 120 countries already engaged in some form of international privacy laws for data protection to ensure that citizens and their data are offered more rigorous protections and controls (Thales Group, 2021).

While trying to find a balance between personalised advertising and data privacy, the demand for user consent is becoming the standard. Every business must be aware of these laws to ensure that they comply and process user data and personal information correctly.

The end of third-party cookies

Google, the biggest browser and leading data collector, announced that third-party cookies will officially be phased out in 2023. Although Apple's Safari and Mozilla Firefox started blocking third-party cookies by default in 2013, Google only gave users the option to block cookies. Because of the rise of user demands for greater privacy and transparency, coupled with international data protection laws, this type of tracking will officially come to an end.

For decades, marketers have relied on third-party cookies to track and store user data online to learn about consumer behaviour and track their activities and interests, which gave them the insights they needed to target the right audiences. With the end of third-party cookies, users will have more confidence searching the internet knowing that their privacy remains intact. Some key challenges marketers have outlined as concerns with this phase-out include:

- 41% of marketers believe their biggest challenge will be their inability to track the right data
- 44% of marketers predict a need to increase their spending by 5% to 25% in order to reach the same goals as 2021
- 23% of marketing experts plan on investing in email marketing software due to Google's new policy (Bump, 2021).

First-party cookies

First-party cookies are codes that are created and stored on a website for when a user visits the site. It has been essential to the web-browsing experience for a while; they are used to remember passwords, basic information, and preferences. They're paramount to ecommerce websites. If a user saves an item in a cart on Takealot, for instance, they will expect to find the item there when they log back on. Without it, the cart would be empty each time.

First-party cookies will continue to serve as a means of collecting user information, which will allow marketers to continue accessing and storing user information to use in their ads.

Contextual ad targeting

Marketers need to look for alternatives to stay on track with audience targeting. Another useful advertising method is contextual advertising, where brands serve relevant ads to audiences with content that the user is already interested in.

A form of targeted advertising, contextual advertising is where site content and keywords are analysed in real time to determine suitability for a brand's message. Without the use of search, browsing history or cookies, contextual advertising is an automated process where a promotional message is matched to relevant digital content. The algorithms select the advert based on keywords and other metadata included in the content. The result is that the advert

is relevant and targeted, which encourages users to click through the ad. This click-through activity creates revenue for the publisher of the content, as well as more traffic for the advertiser.

When a user, for instance, researches a product or service, they will likely read a few reviews first. Contextual ads on review sites are displayed based on the content rather than on the user's browsing history. This is achieved with an automated system that displays relevant ads based on the content of the web page.

Although not a new concept to advertising, contextual advertising and targeting does not rely on cookies, but instead, focuses on the channel or publication, current affairs, and contents of the article to reach audiences based on context.

Adblockers

The adblocker is another privacy and data protector. It prevents the display and/or download of adverts, giving the website visitor control over whether or not to view the advert and simultaneously encouraging an advertising-free environment. Considered one of the most challenging phenomena that content publishers, brands, agencies, and advertising technology have encountered, adblockers have increased consumer awareness of the tracking technologies used in the digital advertising industry.

The average consumer is becoming more aware of personal identifying information and far more wary of giving away personal data online. They want more control over their online experience, fewer ads that are intrusive, and more ad relevance. Adblocking has continued to rise in recent years, which is why advertisers need to become more creative in how they target consumers.

The way forward for marketing

Although the end of third-party cookies may seem like the end of user tracking, there are other technologies that may be used to track online behaviour and create targeted advertising. For brands that previously relied on third-party data, it is time to consider alternatives, such as:

- **Zero-party data:** This is information that customers share voluntarily and deliberately with you. You can secure this through quizzes, website activity, customer profiles, and subscription information.
- **Universal IDs:** This is a single identifier that recognises users across multiple platforms and removes the need for third-party data. The Universal ID enables brands to track and target users more accurately by allowing the information related to the user to be passed onto approved partners in the supply chain.
- **AI-powered analytics:** There are a host of benefits that AI can accelerate for data privacy initiatives. One technique is to classify sensitive data in the ecosystem to ensure compliance to data protection laws. AI can process large datasets and manage sensitive data to ensure the highest levels of customer privacy through automation.

22.5 CONTENT

Content is the backbone of advertising. It is the basis on which the user decides whether they will scroll through or click on the call to action. Developed to promote and sell products or services, content for advertising initiates and builds relationships with audiences.

According to the Content Marketing Institute, there are three disruptions that you should know about for the future of content and advertising (Rose, 2021):

1. Consumers have choice and variety in content

The vast amount of content available online keeps increasing quickly. Because of the sheer amount of content that is available, consumers have less patience to be interrupted by anything – calls, text messages, pop-up ads, push notifications, amongst others. The way in which users consume and spend time with content has changed. Trends put a renewed pressure on digital content experiences. Digital content platforms now act as a physical presence proxy. All our digital content (events, thought leadership, etc.) has to be more differentiated because our audiences expect more, and the noise will only get exponentially louder.

2. Scarcity of physical presence

Physical presence has become far more pronounced since the global lockdowns of 2020. People value it more than ever before. Interestingly, new preferences have come about as a result of social distancing – many things are perceived to be experienced better in a non-physical environment, and people are placing more value on their physical space in the world.

3. Decline of trust and truth

Trust in mainstream institutions is at the lowest it has ever been. Whether it's government, mainstream media, businesses, or even non-profits, the misinformation and widespread mistrust of these institutions and their leaders has increased dramatically. With the bar this low, marketers are responsible for creating trust and truth as values. They need to monetise marketing differently – through time, attention, referral, personal data, brand loyalty and even trust. All of this can be converted into wealth for the business.

As digital advertising continues to battle with negative consumer perceptions, the onus is on marketers to find ways in which they can recover trust. They need to serve engaging ads that fit seamlessly into publisher pages to enhance the user experience.

22.5.1 Content intelligence

Content intelligence is the process of using software that combines machine learning and AI to conduct market research about the effectiveness of specific types of content. This, in turn, helps marketers to create a high-quality content strategy that they know will work (Needle, 2021). Essentially, it provides the framework for a high-quality strategy that drives leads, conversions,

and revenue. The data shows you what performs well for your audience, which gives you the insights necessary to measure the actual impact of content created on a mass scale.

Content intelligence platforms can also provide real-time reporting on the performance of content with actionable insights to create effective content that gets results.

Benefits of content intelligence software

- **Metrics and reporting:** Content intelligence software uses big data analysis to analyse all of the content that's being created, often in real-time, and can provide marketers with useful data, such as what best content is, the reach of the content, and the impact.
- **Content analysis:** Content intelligence platforms can also analyse individual pieces of content via natural language processing and identify characteristics, such as style and tone-of-voice, as well as make recommendations for content creators on SEO and other improvements that can be made on the content. Because these recommendations are based on data, it helps to take some of the guesswork out of the content creation process.
- **Automation:** Some content intelligence platforms help marketers automate aspects of the content creation and promotion process, using artificial intelligence and algorithms to analyse a piece of content and execute decisions automatically.
- **Content management:** Because content intelligence requires a large amount of data to work, it demands deep integration with the CMS. Some systems can work just by plugging into analytics tools such as Google Analytics, but others require a deeper integration with the content management system in which the content lives. Many content intelligence systems also provide CMS functionality.

22.5.2 Smart content

'Smart' content is another name for dynamic content. It's a marketing technique that adapts the information for the user according to their profile and needs. It can change and pivot dynamically, depending on who is reading it. This way, you can target the content to the reader and create a more individual experience to potentially boost conversions.

Advantages of using smart content

- **Personalisation:** Smart content allows you to create content that is personalised and relevant to your audience, which may result in a better experience for the user and a better chance of conversion for you.
- **Targeting:** Using the data that you are collecting in your customer relationship management and marketing systems, together with the automation and intelligence of smart content, software can assist you in creating content that is highly targeted toward very specific groups of users.
- **Automation:** You can save on time and resourcing if you are using machine learning algorithms to optimise your content automatically. With each user visit, the system learns from the actions of each previous visitor for optimisation.

- **Improved and measurable ROI:** You can achieve a significantly higher ROI with smart content for all of the reasons above. Essentially, the data allows you to calculate ROI accurately and is easy to collect and measure.

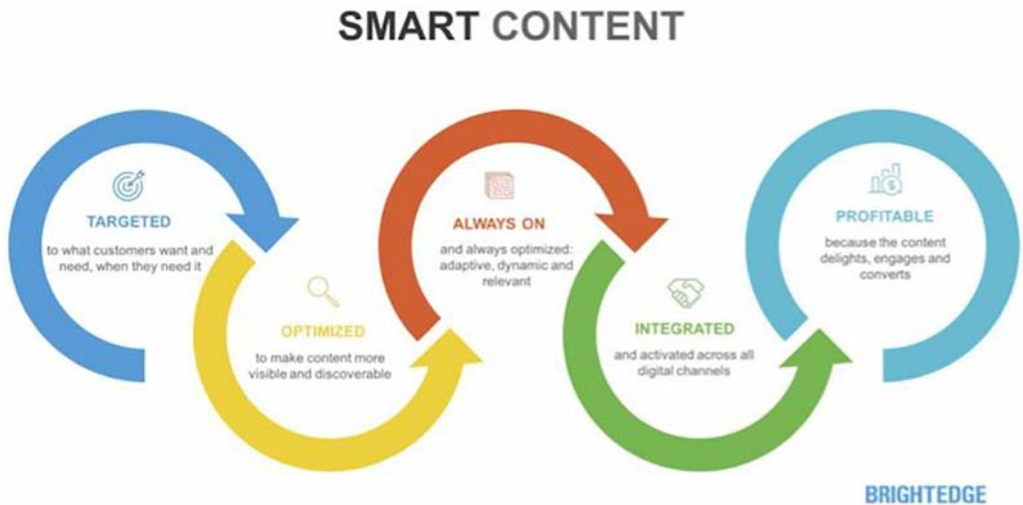


Figure 22.5 Marketing Insider's illustrated visual of what smart content is

To get started with smart content, collect as much data about your audience as possible. Get to know them exceptionally well because the more accurately you can segment your audience, the more effective your smart content will be.

22.6 CHANNELS

The future of advertising needs an omnichannel approach to reach and connect with audiences while building consistency for a seamless brand experience at every touchpoint, across platforms. It all starts with an omnichannel marketing strategy and should contain consistent messaging, visuals, and positioning statements across all channels, platforms, and devices.

Using an omnichannel marketing approach can have a positive impact on your sales and customer service as well.

By showing your customers that you're on all of the channels and platforms that they're on, they can expect a similar experience with your brand for their shopping and customer service experiences. It will be important for you to be actively present on all of the channels that you have set up and ensure that you build your brand presence effectively.

NOTE

To refresh your memory, read this article on omnichannel shopping: www.shopify.co.za/enterprise/omni-channel-re-tail-strategy.

Disney is one of the best examples of an omnichannel experience. It allows you to explore customised content long before you show up at the gate. Read their story here: inviqa.com/blog/magic-disneys-omnichannel-experience.

22.6.1 Creating seamless and integrated experiences

For any business and brand, adopting an omnichannel approach has numerous benefits. Being technology driven and customer focused is vital for business success, which is why it is so important that the brand offers an integrated and seamless experience for the customer.

An omnichannel is a lead nurturing and user engagement approach in which a company gives access to their products, offers, and support services to customers or prospects on all channels, platforms, and devices (Fontanella, 2022).

With omnichannel, it is possible to market, sell, and serve customers on all channels for an integrated experience regardless how or where a customer reaches out. Fundamentally, the experience you offer must be the same for customers on any of the chosen platforms or methods they use. Whether they are shopping online from a desktop or mobile device, by telephone, or in physical store, the brand experience should be equally seamless.

It's important to distinguish between an omnichannel experience and a multi-channel experience. Essentially, omnichannel involves all channels and revolves around your customer, while multi-channel involves many channels and revolves around your product.

These are a few of the benefits a brand can enjoy with an omnichannel approach:

- **Greater reach:** Using an omnichannel strategy, you'll reach your customers where they are. They no longer have to search to find you because no matter where they are, your team or products are only a click, email, direct message, or phone call away.
- **Increased profits:** Offering your customers multiple platforms and channels to purchase your product when they are ready to buy will make it easier for them to decide and act. A multi-channel retail experience also makes it easier for repeat customers to purchase again or renew their subscription, securing recurring revenue.
- **Boosted customer satisfaction:** Customers will be happier when they feel they have options to reach your customer service and sales teams, especially if they can purchase easily on any device or their preferred platform. Customer satisfaction is the key to keeping them returning.

Building omnichannel communication experiences

Creating an omnichannel experience can take time. It isn't necessary to be everywhere at the same time. It's important to prioritise the channels in order to create and build it correctly, in line with your customer experience and brand objectives. Keep these five steps in mind:

1. Start with the basics: Your website and social media channels

Your website and social media are usually the first places your customers will come looking for you. Start here and ensure that you are consistent in how you respond to your customers.

Ensure that you're posting consistently, managing your social communities, and engaging with the users who reach out to you via these channels. Make sure that you are responding to emails and direct messages within your time frame. Avoid responding more efficiently on one platform over another.

2. Create an app (if necessary)

Depending on your industry and product, it may not be necessary to create an app. It would be best to review your customer needs and business requirements to make your final decision. Be sure to have a legitimate reason for creating the app.

3. Seek to solve for the customer at every step

When considering adding a channel to your omnichannel strategy, ensure that it solves for the customer. Remember, the purpose of an omnichannel approach is centred on the customer and their needs. Your brand will benefit in the long term. Try to ensure an easy, issue-free experience.

4. Keep your messaging across channels the same

For a consistent experience, use the same messaging across channels but be aware of duplication issues around boilerplate content. If, for instance, you're running an ad on social media, the wording will differ to what appears on your website or in-store. Your messaging must be suitable for the channel and application. Avoid copying and pasting content. Use the same phrases to create a consistent brand voice that allows you to mix it up without looking inconsistent.

5. Give customers a suitable CTA

Each time you interact with customers on your channels, whether it's on an ad, an organic post, a private message, a phone call, or an email, your engagement should have a call to action. That CTA should be appropriate for your channel; always test it to make sure it doesn't throw your customer off. It should always extend a seamless experience.

22.6.2 What the future of advertising looks like

The future of advertising points to customer centricity and technology that will drive personalisation, automation and immersive experiences, while delivering measurability. It will likely feel less like advertising and more experiential.

Future of digital advertising

The digital habits consumers adopted during the years since COVID-19 are not likely to change drastically. Marketers will have to ensure, however, that each interaction with the customer is effective and valuable. Consider the following:

- 91% of respondents agree ads are more intrusive today compared to two to three years ago, and 87% agree there are more ads in general

- 42% of consumers feel that ads across digital media are irrelevant to their needs, an increase of 10% since last quarter
- 73% of consumers dislike companies with repetitive messaging, representing a 15% increase in negative sentiment quarter over quarter
- 62% of companies have, or plan to have, an omnichannel marketing strategy (AdWeek)
- Conversion rates actually increase the more users see an ad within remarketing campaigns
- Nearly all ad buyers expect digital advertising to comprise more than 50% of their total marketing budget in two years
- Today, buyers and sellers on average use programmatic advertising for only 17% of their inventory. Within two years, that will more than double
- Digital advertisers believe automation will have an impact on achieving their goals.

Consumers are more likely to engage with brands that advertise beside legitimate content. They are less likely to engage with brands that advertise next to false, objectionable, or inflammatory content, and would stop using a brand or product. Consumers believe that advertisers bear responsibility for ensuring their digital ads run beside trustworthy content (The Harris Poll, 2020).

What does this mean for the future of digital advertising? Essentially, it means that ads continue to need to be personalised. Once you have the consent of your consumers to use their data, you need to use that data effectively so you can create the right ads. Additionally, you shouldn't just focus on one area of advertising; you should have an omnichannel, multi-device approach.

When you're going back to the drawing board for your digital advertising strategies, remember:

1. Remarketing continues to be a good strategy to reach users.
2. Programmatic advertising is on the rise.

Now that we've looked at digital advertising as a whole, let's dive into more specifics. What will mobile advertising look like in the future?

Future of mobile advertising

Mobile advertising has been rapidly growing in the past couple of years, but it is expected to slow down to about 10.4% by the end of 2022. Despite this decline, there are some facts that you need to take into account when planning your mobile advertising:

- 85% of advertisers and 72% of publishers are currently utilising programmatic advertising
- 80% of programmatic ad spend will go to mobile, rather than desktop ads (eMarketer)
- When asked to specify which mobile ad types were annoying, 73% said ads that pop over the entire screen were the worst
- Mobile users value search ads compared to others, likely because they're relevant to their information needs
- Twitter ads are 11% more effective than TV ads during live events
- In 2019, mobile advertising spending worldwide amounted to 189 billion USD and it is expected to surpass 240 billion dollars by 2022

- Programmatic mobile ad spend is increasing, as in-app ads dominate. Automation in mobile advertising will continue to rise as well
- Additionally, when it comes to mobile advertising, you might want to consider search ads instead of banner ads, since they create a better user experience.

Future of video advertising

Consumers don't find value in watching video ads if they don't have to. Take these trends into account when planning your video advertising:

- 100% of respondents reported they will always skip ads when given the opportunity
- The pandemic has overwhelmingly increased the amount of online video people watch
- Marketers feel more positive about the ROI offered by video than ever, as it continues to strongly influence traffic, leads, sales, and audience understanding
- 87% of video marketers reported that video gives them a positive ROI, compared to the lowly 33% who felt that way in 2015
- In 2019, video was the #1 form of media used in content strategy, overtaking blogs and infographics
- Video is still one of the most powerful advertising tools, and it's continuing to rise, even in the face of the pandemic.

Future of TV advertising

Even though TV advertising might seem like it would decline, it's actually projected to increase. However, it's important to note that the future of TV advertising is going to look programmatic. Take these into account when planning your TV adverts:

NOTE

You can find more statistics and trends on Hubspot, RevJet, Statista, and Wyzowl. PwC also provides insight into the future of advertising.

- Programmatic TV will represent a third of global TB ad revenue
- It is expected that TV advertising revenue in the United States will grow from 71 billion USD in 2018 to 72 billion in 2023
- Global TV ad revenue is projected to increase from 173 billion USD to 192 billion between 2018 and 2022.

Without a doubt, the future of advertising is going to look interesting, because as technology continues to evolve, so will our marketing strategies.

22.7 GREATER COLLABORATION: RESOURCING

Every strategy and plan need the right resources to deliver and achieve the desired goals. In preparation for the future of advertising, it's important to ensure you have the right skills, knowledge, and expertise on board. With the rate of technology advancing and people adapting to the changes of the environment, the certain uncertainty is that change is inevitable.

The contents of this chapter and textbook as a whole will remain words on a page until you practice what you have learned and put these teachings into action. In this section, we unpack what it is going to take from a resource perspective to get ready for the future of advertising.

Creativity alone is no longer the only requirement for brands and agencies. The influence of technology on the advertising industry and the transformation of the digital marketing world requires more than the manual job bags and methods that were standard practice two decades ago. Everyone who has an interest in brand, marketing, and advertising must upgrade their processes. With the abundance of tools, automation, and bots becoming part of marketing departments, agencies and people who don't transform towards the future risk being left behind, wasting time on tasks that slow down decision making.

Advertising: an end-to-end view

Advertising is not only about making an advert anymore. It entails the entire process, from advert creation to measuring and analytics, particularly in digital advertising. Real-time reporting of a published advert can (and should) link back to the creative execution, although not everyone is doing it. The intelligence that a brand can gain from these insights will be beneficial in the long term.

In essence, agencies should start looking into the end-to-end process of advertising in order to charge for value. Using automation can reduce back-office costs, which will also reveal a few valuable factors:

- Retainers will increase because the value created by advertising will become more apparent with better reporting and sales results
- Agency structures may likely change, requiring fewer client service staff and more strategy and creative staff
- Agency margins will improve because less wastage means improved efficiency while transparency will make it easier for agencies and clients to work together, identify mistakes, and rectify them.

The role of the CMO

Post-COVID, the role of the Chief Marketing Officer (CMO) should evolve beyond creating leads. Instead, the focus should shift to actively finding and making deals and revenue happen. The role will entail more than driving audience engagement and should include driving the sales process as a whole.

Marketing leaders are unique to the organisation because, beyond marketing operations, they are responsible for the go-to-market of the business. The role of marketing in increasing and securing market share has become more direct, immediate, and urgent than ever.

CMO as focuser

Anticipating how audiences, customers, and prospects will change has always been a task for CMOs and marketing leaders. The shifting business landscape, however, pushes market and revenue growth more directly into the CMO's strategic tasks, which is why the role will also need to become more focused on predicting and pre-empting how sales and market opportunity will evolve.

Consumers are inundated with information, marketing messages, and adverts. CMOs must use their skills intelligently to drive more nuanced, relevant, and useful materials, as well as advice, to customers. And they need to do so quickly. Using data-driven insights, CMOs need to be able to create a strategy of engagement that is more compelling and actionable for customers. This may require radically evolved formats of the content they create.

CMO driving employment and community

The CMOs of today and the future are actively working to create certainty for their people.

Since COVID-19, digital business has expanded the goals of marketing beyond its previous confines. The CMO is now also helping the entire business go to market. To succeed, they will have to reinvent themselves and their teams to deliver more to the business and drive it forward. At the baseline, CMOs must consider the business, customer, workforce, and community perspective when seeking answers and finding solutions to the uncertainties that the business faces.

Digital ecosystems

The explosion of digital demands a whole range of new skills for marketing teams and agencies. There is a need for multi-channel creativity that spans platforms and functions, such as SEO and content marketing, UX design, social media marketing, data analytics, augmented reality, production, and ecommerce capabilities.

To ensure that businesses have all of these covered, some big companies may consider the in-housing agencies because of the demand for brands to deliver quickly, consistently, and with the right quality. Others may consider upskilling existing teams, employing skilled people, or contracting the skills required.

Effective collaboration is a vital function in a digital ecosystem. To create and deliver meaningful, impactful campaigns, different departments – advertising and marketing, customer service, research and analysis, information technology and operations, finance and governance – will all need to be able to communicate and share ideas and data. In a business environment, every function has a role to play in the digital ecosystem.

Customer relations can no longer be removed from content, especially in a customer-centric, digitally-connected world. All parts should be integrated into a working whole to achieve the best results.

Advertising is facing the dawn of a new era: Online ads proliferate and attract more and more of the advertising budget. Data has evolved into the new advertising gold. Alongside AdTech it is a game changer for processes and targeting. New advertising heavyweights have sprung up, while long-established stakeholders are losing in importance. This transition is structural and looks set to continue.

What will advertising look like by 2030? Read the case where Deloitte developed four plausible future scenarios for the global advertising market and how today's market players can adapt to meet the many changes.

NOTE

You can learn more about the future of advertising here: www.deloitte.com/de/future-of-advertising.

22.8 CASE STUDY: THE FUTURE OF ADVERTISING: PATHWAYS TO SURVIVAL IN FOUR SCENARIOS

Deloitte is a multinational professional services network with offices in over 150 countries. They are considered to be the global leader in professional services providing audit and assurance, consulting, financial advisory, risk advisory, tax, and related services.

Deloitte.

One-line summary

Deloitte used their proven scenario approach to illustrate plausible futures in the global advertising market and show how today's players might adapt to meet the many changes and uncertainties along the way.

The problem

Deloitte applied their scenario planning approach to design a simple overview of a complex ecosystem, demonstrating the future of advertising and how to navigate the uncertainties using five archetypal stakeholders that they identify as shaping the future advertising landscape.

The solution

Deloitte based their scenarios on a comprehensive set of underlying drivers that may shape the future of the advertising industry. They generated these by interviewing experts and using their unique external environment analysis based on Natural Language Processing algorithms. They proceeded to cluster the resulting drivers into social, technological, economic, environmental, and political factors. To determine the four scenarios for the future of advertising, the company rated them in terms of their relative uncertainty and impact on the advertising industry.

As a result of their analysis, Deloitte developed the following four scenarios for the future of advertising:

- Scenario 1: The transactional you
- Scenario 2: The creative you
- Scenario 3: The entertained masses
- Scenario 4: The fragmented masses

This was designed to assist newcomers and existing market players with a form of guardrail to navigate the uncertain future of advertising in a digital landscape.

The results

The case study revealed the trends that are changing the advertising industry. The four scenarios reflect on their critical uncertainties in the matrix, which may differ in effect from scenario to scenario. Deloitte identified seven factors for which development could be predicted with a high degree of certainty and which are relevant for all scenarios. They determined that these trends will shape the future of the advertising industry:

Marketing clouds will prevail: Marketing clouds will be indispensable elements in advertising processes, as they control the creation and management of marketing relationships and manage campaigns with customers. It will become standard to integrate solutions for customer journey management, email, mobile, social, web personalisation, advertising, content handling, and analytics.

Artificial intelligence will be imperative: AI is ubiquitous in the advertising space. AI supports decision making and analyses consumer behaviour. Enriched with data about how consumers interact with advertising, it substantially optimises campaigns to perform better. Implemented consistently and to its full extent, AI understands consumers better than they do themselves.

Programmatic will become universal: Programmatic will be the standard for digital advertising. Processes will be fully automated in the context of purchasing and selling ad space and dynamically placing digital ads, and transactions will take place in real time. Programmatic will be an essential enabler for targeted advertising. Traditional processes involving RFPs, human negotiations, and manual insertion orders will vanish from the digital advertising space.

'Context is king': Digital advertising will be predominantly contextual. Ads will be selected and placed by automated systems, based on ever more detailed user profiles and the content displayed. The increase in mobile and location-based advertising will strengthen this trend.

War for ad talent will continue: The continuing digitalisation of advertising with new market players, changing job profiles, and a shift of power within the industry will cause an enormous war for talent. Employers will compete for experts with scarce, specialised skill sets. Demand for data scientists, analytics experts, and creative minds is huge.

AdTech will consolidate: The once fragmented and heterogeneous supplier landscape within the AdTech segment will consolidate. Large AdTech players will acquire almost all their smaller but highly specialised competitors. The desire for improved services, additional scale, and more data will be the main driver behind vigorous M&A activity.

TV will lose its dominance: After print, traditional linear TV will lose in importance. Large digital platform companies will generate similar reach through video on demand, social, or messaging functionalities.

(Source: Deloitte, 2019)

22.9 CASE STUDY QUESTIONS

1. What was the purpose of the case study that Deloitte conducted using scenario planning?
2. How did they determine the scenarios for the future of advertising?
3. Do you believe their findings are valid? Please provide an explanation for your answer.

22.10 THE BIGGER PICTURE

How you adapt to the changing environment now will determine your place in context of the future of advertising. While online security remains a major concern because of the sheer volume of data that is generated by the technologies that businesses are adopting, it's imperative that you take the necessary steps to protect your customers' data – this is essentially the basis of their trust in you.

Preparing for the future of advertising will require skills, knowledge, tools, and systems to set you up for success. As the world continues to change, one of the best attributes you can have, is the agility to adapt and rise to the occasion.

There will be shifts in how technology and people react to social and environmental changes. Our learnings since 2020 have been to be prepared for anything because the only thing that is certain is change. The contents of this chapter provide a host of valuable information to help you navigate the current times in preparation for the future.

22.11 SUMMARY

The future of advertising will be personalised, automated, immersive, experiential, and measurable, primarily because technology and consumers are at the centre of it all. Knowing

how to reach and connect with your audiences using technology will be important for every marketer, especially as the internet moves into a privacy-first era.

For businesses and brands, maintaining integrity and authenticity while building trust among audiences is going to be essential in all your digital advertising practices. Advertising is taking on a new skin because people have become more wary and conscientious of online data and security risks.

As technology continues to evolve, ensuring that you and your team have the right skills to navigate the digital landscape will become more valuable over time. Knowing the trends that will shape the future of how we interact with each other online and offline will become invaluable in how you connect with your audiences.

22.12 CHAPTER QUESTIONS

1. What are the two primary focus areas and/or drivers for advertising in the future?
2. Acknowledging the imminent end of third-party cookies, what can you/marketers do to understand your customer?
3. Why is digital advertising battling negative perceptions among users?

22.13 FURTHER READING

Deloitte, 2022. The future of advertising: Pathways to survival in four scenarios. [Online]
Available at: www.deloitte-mail.de/custloads/141631293/md_1668202.pdf?sc_src=email_3933497&sc_lid=163421593&sc_uid=y4SL3D3DKF&sc_lid=1261
[Accessed 13 May 2022]

22.14 REFERENCES

- Abramovich, G., (n.d.) 15 Mind-Blowing Stats About the Future of Advertising. [Online]
Available at: business.adobe.com/sg/resources/articles/15-mind-blowing-stats-about-the-future-of-advertising.html
[Accessed 9 June 2022]
- Amazon, 2015–2022. What is adtech and why is it important? [Online]
Available at: advertising.amazon.com/library/guides/what-is-adtech
[Accessed 13 May 2022]
- Amazon Listing Services, 2020. Amazon omnichannel retail is the key to success in the ecommerce industry. [Online]
Available at: www.amazonlistingservice.com/blog/amazon-omni-channel-retail/
[Accessed 13 May 2022]
- Biyani, A., 2022. Why we care about adtech: The complete guide. [Online]
Available at: martech.org/why-we-care-about-adtech-the-complete-guide/#h-what-is-adtech
[Accessed 14 May 2022]
- Bizadmark, 2022. How Is The Internet Of Things Changing Digital Advertising. [Online]
Available at: www.bizadmark.com/internet-of-things-advertising/
[Accessed 13 May 2022]

- Bizcommunity, 2021. 'Inside intelligence' is the future of advertising. [Online]
Available at: www.bizcommunity.com/Article/196/12/222243.html
[Accessed 14 May 2022]
- Brenner, M., 2022. What Is Smart Content And How Can It Work For You? [Online]
Available at: marketinginsidergroup.com/content-marketing/what-is-smart-content-and-how-can-it-work-for-you/
[Accessed 14 May 2022]
- Bump, P., 2022. The Death of the Third-Party Cookie: What Marketers Need to Know About Google's 2022 Phase-Out. [Online]
Available at: blog.hubspot.com/marketing/third-party-cookie-phase-out
[Accessed 14 May 2022]
- BusinessDay, 2022. Technologies shaping the future of business in 2022 and beyond. [Online]
Available at: www.businesslive.co.za/bd/companies/telecoms-and-technology/2022-01-24-native-technologies-shaping-the-future-of-business-in-2022-and-beyond/
[Accessed 14 May 2022]
- Chen, J., 2021. Contextual Advertising. [Online]
Available at: www.investopedia.com/terms/c/contextual-advertising.asp
[Accessed 14 May 2022]
- Courie, E., 2021. #BizTrends2021: Dion Chang: How do we prepare for a better normal? [Online]
Available at: www.bizcommunity.com/Article/196/424/212536.html
[Accessed 14 May 2022]
- Digital School of Marketing, 2020. What is the future of advertising? [Online]
Available at: digitalschoolofmarketing.co.za/blog/what-is-the-future-of-advertising/
[Accessed 14 May 2022]
- Fontanella, C., 2022. What is Omni-Channel? 20 Top Omni-Channel Experience Examples. [Online]
Available at: blog.hubspot.com/service/omni-channel-experience
[Accessed 14 May 2022]
- Hadas, N., 2021. Agile agencies are the future of advertising. [Online]
Available at: www.bizcommunity.com/Article/196/12/220505.html
[Accessed 14 May 2022]
- Jain, R., 2020. Why Omni-channel Personalization Is the Future of Marketing. [Online]
Available at: knowledge.wharton.upenn.edu/article/omni-channel-personalization-future-marketing/
[Accessed 14 May 2022]
- Kirk, A., 2021. Looking Toward The Future Of Advertising. [Online]
Available at: www.forbes.com/sites/forbesbusinessdevelopmentcouncil/2021/12/13/looking-toward-the-future-of-advertising/?sh=28b128f13c87
- Kaput, M., 2022. AI in Advertising: Everything You Need to Know. [Online]
Available at: www.marketinginstitute.com/blog/ai-in-advertising
[Accessed 14 May 2022]
- Media Update, 2022. The end of third-party cookies: What businesses need to know. [Online]
Available at: www.mediaupdate.co.za/marketing/151495/the-end-of-third-party-cookies-what-businesses-need-to-know
[Accessed 14 May 2022]
- Meert, B., 2022. The Data War: The Past, Present and Future Of Data In Digital Advertising. [Online]
Available at: www.forbes.com/sites/forbesagencycouncil/2022/01/07/the-data-war-the-past-present-and-future-of-data-in-digital-advertising/?sh=550100bb2ff0
[Accessed 14 May 2022]
- Needle, F., 2021. What Is Content Intelligence? [Online]
Available at: blog.hubspot.com/marketing/content-intelligence
[Accessed 14 May 2022]
- Optimizely, 2022. Content Intelligence. [Online]
Available at: www.optimizely.com/optimization-glossary/content-intelligence/
[Accessed 14 May 2022]

- Riserbato, R., The Future of Advertising [Expert Predictions & Data]. [Online]
Available at: blog.hubspot.com/marketing/future-of-online-ad-formats
[Accessed 14 May 2022]
- Rose, R., 2021. 3 Disruptions To Know To Prepare for the Future of Content and Marketing. [Online]
Available at: contentmarketinginstitute.com/2021/10/disruptions-prepare-future-content-marketing/
[Accessed 14 May 2022]
- Salmon, G., 2021. 4 Ways The Role Of The CMO Has Changed As A Result Of The Pandemic. [Online]
Available at: www.forbes.com/sites/forbesagencycouncil/2021/04/16/4-ways-the-role-of-the-cmo-has-changed-as-a-result-of-the-pandemic/?sh=661f7f062814
- Shelley, E., 2021. It is time we leave the VUCA-world behind. [Online]
Available at: www.gsb.uct.ac.za/ideas-exchange/management-fundamentals/it-is-time-we-leave-vuca-world-behind
[Accessed 14 May 2022]
- Sitemann, J., 2022. The Future of Marketing Belongs to Consumers. [Online]
Available at: www.ana.net/miccontent/show/id/ii-2022-adobe-future-of-marketing
[Accessed 13 May 2022]
- Splice Video Editor, 2022. How AR and VR Are Shaping the Future of Marketing. [Online]
Available at: spliceapp.com/blog/how-ar-and-vr-are-shaping-the-future-of-marketing/
[Accessed 14 May 2022]
- Sweeney, M., 2018. The Colorful History of Advertising Technology in Just 63 Slides. [Online]
Available at: clearcode.cc/blog/the-colorful-history-of-advertising-technology-in-just-63-slides/
[Accessed 14 May 2022]
- Taqiah, D., 2021. The Future of Advertising and Ad Blocking. [Online] Acceptable Ads.
Available at: acceptableads.com/the-future-of-advertising-and-ad-blocking/
[Accessed 13 May 2022]

22.15 FIGURE ACKNOWLEDGEMENTS

Figure 22.1: advertising.amazon.com/library/guides/what-is-adtech


Figure 22.2: docplayer.net/11526851-lab-programmatic-educatie-dag.html

Figure 22.3: Screenshot, Adidas: econsultancy.com/14-examples-augmented-reality-brand-marketing-experiences/

Figure 22.4: en.wikipedia.org/wiki/Human-centered_design

Figure 22.5: marketinginsidergroup.com/content-marketing/what-is-smart-content-and-how-can-it-work-for-you/

Deloitte logo: www2.deloitte.com/za/en



ANTICIPATING

ENTER THE METAVERSE

In this section, you will learn:

- What the metaverse is and how it influences marketing today
- About the opportunities that the metaverse presents for brands
- How marketers will need to adjust their strategies for the metaverse
- About common pitfalls to avoid when using the metaverse for marketing.

INTRODUCTION

The World Wide Web keeps evolving – from the early days when we primarily used the internet as an information highway to today where it enables our connections with family, friends, our communities, and anyone online who shares our interests anywhere in the world. It would seem almost natural for the next stage of evolution to be an actual immersion of the web. This is how we identify the metaverse – a place where a persistent virtual world meets virtual augmented reality, and Web3.0.

Before we get into the vast technology aspects of the metaverse and the digital economy, it is vital to highlight some of the key motivating factors behind human needs because ultimately, this is what will determine the purpose of the technology as an enabler.

Human behaviour and interaction have always been based on four key factors, namely social experiences, knowledge sharing and learning, transacting, and entertaining or being entertained. These interactions seldomly occur in isolation. In fact, we usually experience two or three of them simultaneously and, it is these key factors that will determine how technology will enable our connections.

As we enter the next evolution of digital technology, there is no doubt that the metaverse will be influenced by how we interact, behave, and choose to represent ourselves in the world. Augmented and virtual realities are the essential technologies that will shape access to the metaverse while integrating real and simulated experiences to fulfil the key factors that motivate human connection. Opportunities for marketing in the metaverse also open innovation and experimentation for brands and users alike.

In this chapter, we will explore the opportunities that the metaverse presents and its impact on marketing and business today. As a direct result of how technologies have responded to our intrinsic human needs, we will also explore how marketers will have to adjust their strategies alongside common pitfalls to avoid when using the metaverse for marketing.

KEY TERMS AND CONCEPTS

Table 1

Term	Description
Augmented reality	An enhanced version of the real physical world that is achieved through the use of digital visual elements, sound, or other sensory stimuli (also called digital overlays) delivered through technology.
Blockchain	A system of recording information (like a digital ledger) in a way that makes it difficult or impossible to change, hack, or cheat the system.
Cryptocurrency	Any form of currency that exists digitally or virtually and uses cryptography to secure transactions, such as Bitcoin. Intended to eliminate the need for government-issued currency.

Digital twin	A virtual object in the metaverse that represents a real-life object, being, or structure.
Ethereum	Like Bitcoin, an open-source software programme, based on blockchain technology. Used to create automated contracts or circulate its own native cryptocurrency, Ether, or ETH.
Metamask wallet	A software cryptocurrency wallet used to interact with the Ethereum blockchain, allowing users to access their Ethereum wallet through a browser extension or mobile app, which can then be used to interact with decentralised applications.
Metaverse	A hypothetical iteration of the internet as a single, universal, and immersive virtual world that is facilitated by the use of virtual reality and augmented reality headsets to connect people in the real and digital world.
Metaverse experience	An experience in the metaverse that is based on what users engage with, including immersive social experiences, games, workshops, parties, or concerts, allowing users to move through it, rather than scrolling over it on a screen.
Mixed reality	Merges the real world and digital elements by interacting and manipulating both physical and virtual elements and environments, using next-generation sensing and imaging technologies.
Multiverse	A hypothetical collection of potentially diverse observable universes, each of which would comprise everything that is experimentally accessible by a connected community of observers.
Non-fungible tokens (NFTs)	A digital asset that represents real-world objects like art, music, in-game items and videos, that are bought and sold online, frequently with cryptocurrency.
NFT Minting	Process of converting digital data into crypto collections of digital assets recorded on the blockchain. The crypto collections are sold on a NFT platform, such as OpenSea, Rarible, or Mintable.
Polygon	A technology platform that enables blockchain networks to connect and scale.
Solana	A blockchain platform designed to host decentralised, scalable applications, processing many transactions per second at lower transaction fees. The fastest growing ecosystem in crypto.
Virtual reality	The use of computer technology to create simulated environments where people interact using, for example, VR goggles, resulting in a fully immersive experience that obscures the natural world. Developed primarily for gaming and other entertainment purposes.
Web3.0	The third generation of the evolution of the web, based on blockchain technology incorporating decentralisation and token-based economies, with no central authority governing operations on the platform.

THE METAVERSE VS. THE MULTIVERSE

The ongoing transformation of technologies is enabling us to connect and interact with each other and our environments in ways that we could only ever have imagined. Technology has caught up with fiction and it is now time to familiarise ourselves with the concepts of the alternate worlds in which we are venturing. Understanding some of the key differences between these 'verses' can shed some much-needed light on how we navigate and make the most of them for the benefit of our customers and brand purpose.

The concepts of the metaverse and virtual multiverse are currently in their infancy stages. Because we cannot predict the future or how these will be adopted, we are wary of defining them too narrowly. In the current context the metaverse is a concept for a connected virtual world, whereas the multiverse provides the potential for multiple digital ecosystems. While we are exploring the metaverse and multiverse in their current context, we are also cognisant of the progress and influence it will have in future on how the digital world evolves.

The metaverse explained

Considering the metaverse is meant to be the next evolution of the internet, there are several differing ideas and views of what it is going to be. It is meant to serve everyone, which is why it will be different for different people and their needs.

According to the most cited definition of the metaverse by one of the industry's top metaverse influencers, Matthew Ball (2018, updated 2021 and 2022), the metaverse ... 'is a massively scaled and interoperable network of real-time rendered 3D virtual worlds which can be experienced synchronously and persistently by an effectively unlimited number of users with an individual sense of presence, and with continuity of data, such as identity, history, entitlements, objects, communications, and payments.'

Even Ball, who ventured out to give his best shot at a definition, acknowledges that to provide a single all-encompassing definition of the metaverse is impossible, since this large-scale disruption is still in its infancy. It should, however, not be seen as virtual reality; rather as a shared digital environment where all digital actions can occur. Anyone can be part of the metaverse and participate in a specific event/place/activity. The metaverse is designed to be a social environment that requires users to create a virtual identity in the form of an avatar.

The metaverse will become a fully functioning economy where individuals and businesses will be able to create, own, invest, sell, and be rewarded for a range of so-called work. This body of work, for which the creators will have ownership, produces value which is recognised by others (Ball, 2020).

The opportunities that this opens up for marketing and brands, is best illustrated in the adidas merch window where their new collection was a mix of digital and physical items, sold as NFTs. Customers were able to buy virtual wearables to be used in, among others, The Sandbox, but also the physical clothing, such as hoodies, and tracksuits to match ([adidas.com/into the metaverse](https://adidas.com/into-the-metaverse)).

In another example, Gucci, who wanted to raise awareness of their brand among young customers, partnered with the platform Roblox. In 2021 Gucci created the Gucci Garden, a virtual pop-up art installation where visitors could view, try on, and buy digital Gucci products to glam up their own blank avatars before exploring the garden.

NOTE

You can read how certain brands have become trailblazers for this new technology here: www.thedrum.com/news/2022/01/17/5-brands-already-boldly-embracing-the-metaverse.

Some aspects of the metaverse are also already evident in virtual video game worlds. A socialisation tool like [Gather.town](https://gather.town) brings together multiple elements of our lives into online worlds. These apps are not the metaverse, but are similar.

The multiverse explained

Multiverse literally means multiple universes. Based on the theory of a 'many worlds' interpretation (MWI), the multiverse is a concept of a pre-time era, before the Big Bang, where multiple universes existed and ours was only one of many independent others. This science of quantum mechanics claims that time is like the branches of a tree, where all possibilities play out to every eventuality in an infinite number of parallel universes, rather than only one straight or linear timeline that we understand in our universe. This theory, however, cannot be verified by scientific testing.

If we, however, think of it as a virtual multiverse, it already exists in various online ecosystems. In online gaming, Fortnite, Roblox, and Minecraft are examples of virtual multiverses, while in business, Microsoft Mesh – a collaboration and communications platform developed by Microsoft – may be an example of another. Universes in the multiverse operate independently of each other, and do not offer a unified experience from one to the other.

The primary difference between multiverse and the metaverse is that each universe in the multiverse is separate, whereas the metaverse is believed to encompass all universes in one ecosystem – seamlessly unifying the experience from one universe to the next. The metaverse is not a piece of sci-fi tech, but 'an intricate web of slowly developing pieces.' Read about it here: www.techspot.com/article/2431-the-metaverse/.

Criteria	Metaverse	Multiverse
Definition	A shared, digital environment that allows users to work, watch movies, play sports, and hang out with friends, among other services.	The hypothetical collection of different virtual worlds with unique highlights, traits, and features.
Number of Ecosystems	Only one shared universe which allows seamless movement of users among different platforms in the metaverse.	Multiple virtual worlds create different ecosystems existing in a hypothetical pool.
Connection	The metaverse is highly connected with a specific order for the flow of information.	Multiverse is highly random and contains disparate virtual worlds without any particular order for information flow.
Property	Users could have ownership of their assets and experiences in the metaverse.	Users could not exercise ownership over assets in the separate virtual worlds in the multiverse.
Entities	The metaverse includes different entities such as AI, robots, and the human metaverse participants.	The multiverse only includes the distinct virtual worlds as its entities.

CREATED BY 101BLOCKCHAINS.COM

Figure 1 Differences between the metaverse and the multiverse

Why the hype around the metaverse?

The metaverse presents massive opportunities for us to share value in a new way. Web3.0 shares this code and serves as the foundation for the metaverse, consisting of blockchain-enabled applications that are decentralised, aiming to support an economy of user-owned assets and data.

As a result of the loss of trust in large organisations, governments, and big brands alike, responsible contributors and creators are aiming to decentralise the economic benefit from these institutions and shift it back to the people who are creating the artefact or digital items to reward their effort. At our very core, humans want to be valued and recognised for who we are and what we do. We want our time respected, and we want to share our value with people who create that value. The metaverse is enabling this by flipping the business model

to allow communities to share the economic benefits from the virtual worlds they help create (Leonard, 2022).

The digital economy

The disruption of the Fourth Industrial Revolution combined with the COVID-19 pandemic has increased our need for agility, adaptability, and positive transformation. As the global economy digitalises, it is estimated that about 70% of new value created over the next ten years will be based on digitally enabled platform business models (Charlton, 2022, World Economic Forum).

The economic activity will result from billions of everyday online connections between people, businesses, systems, devices, and data. To sustain this hyperconnectivity, the digital economy will need a solid backbone for the growing interconnection of people, organisations, and machines on the internet. This is already taking shape and challenging conventional ideas of how businesses should be structured and operate, from accepting payment methods to goods and services delivery, and product experiences.

Cryptocurrency is changing how we transact and powering a new social economy to restore control to content creators and consumers. Based on blockchain technology, cryptocurrency is a decentralised digital ledger that records all exchanges and transactions in real time, permanently, and publicly.

One of the most well-known blockchain-based currencies is Bitcoin. When a user buys Bitcoin, the transaction is recorded on the Bitcoin blockchain, and the record is distributed to thousands of individual computers across the globe. Ethereum is another public blockchain, and like Bitcoin, is also transparent and programmable through a smart contract that essentially runs software routines automatically when conditions are met. All transactions are available for anyone to view, unlike traditional banking books.

Blockchain is also the foundation of digital currency and non-fungible tokens (NFTs). Specific items like artwork and music on a blockchain are non-fungible tokens (NFTs), meaning they are unique and non-transferable. Fungible items are currency, like a dollar that is worth the same as another dollar, and can be swapped with other dollars.

Using a smart contract, one user can purchase a digital artwork from a seller for a set amount of currency. Once the buyer accepts the fee, the exchange is completed using the blockchain. If there is any dispute, the amount paid can be verified on the public record.

More than the smart transactions, the blockchain has everything to do with the metaverse; it enables people to own digital assets and NFTs which ultimately interconnects the real world and the virtual world through one experience. The blockchain is enabling seamless access from one world into the other using cryptocurrency for access by authenticating proof of ownership.

One example of where digital meets real, is on Disrup. They describe themselves as ‘A creative ecosystem combining art, collectibles & NFTs to merge realities across digital fashion and gaming.’ This NFT marketplace collaborates with artists to create collections of collectibles that anyone can own and then use in the metaverse.

Each Dissrup Drop, or piece of art, must comprise of 3 essentials, namely artworks, digital collectibles, and phygital collectables. Artwork is defined as single edition NFTs in line with the concept of each Dissrup release, whereas digital collectables are digital items, but in limited quantities. Phygital collectables are collectables that include a digital as well as a physical component.

The digital collectables on Dissrup are affordable items that the owner can use to personalise their spaces or avatars on a gaming platform. As with some real art, they are done in limited runs. Phygital items are exactly what their name implies: a physical and a digital component, in this case collectables that include both a physical and a digital component. You can spruce up your metalounge with a digital state-of-the-art chair, but you can also chill on it in the physical world – craftspeople will bring these digital creations into your physical lounge. Read about Dissrup and how they are already combining our lived reality with the early iteration of the metaverse here: dissrup.com You will find the latest Drop by Dissrup here: dissrup.com/drops.

In addition to establishing a creator economy for ordinary people on a global scale, the metaverse will offer innovations in communication for workplaces and educational institutions – a phenomenon that was already seen since 2020 when the world was gripped in a raging pandemic.

There are, however, also some cons to this next best thing: the requirement of advanced digital technologies which is not a given in developing countries where the digital divide is still persisting. In addition, privacy concerns and security implications are notable metaverse pitfalls. To quote *The conversation* (2021): ‘Marginalised people often suffer the most harm from unintended consequences of new technologies. ... Avatars, the graphical personas people can create or buy to represent themselves in virtual environments, are being priced differently based on the perceived race of the avatar, and racist and sexist harassment is cropping up in today’s pre-metaverse immersive environments.’ Regulating tech will be part and parcel of the metaverse and all stakeholders will have to find the right balance between freedom of speech and freedom of expression, and something that is harmful.

All involved will have to be cognisant of the pitfalls so that the vast opportunities that the metaverse presents, do not exclude ordinary, marginalised people on a global scale.

UNDERSTANDING THE METAVERSE ENVIRONMENT

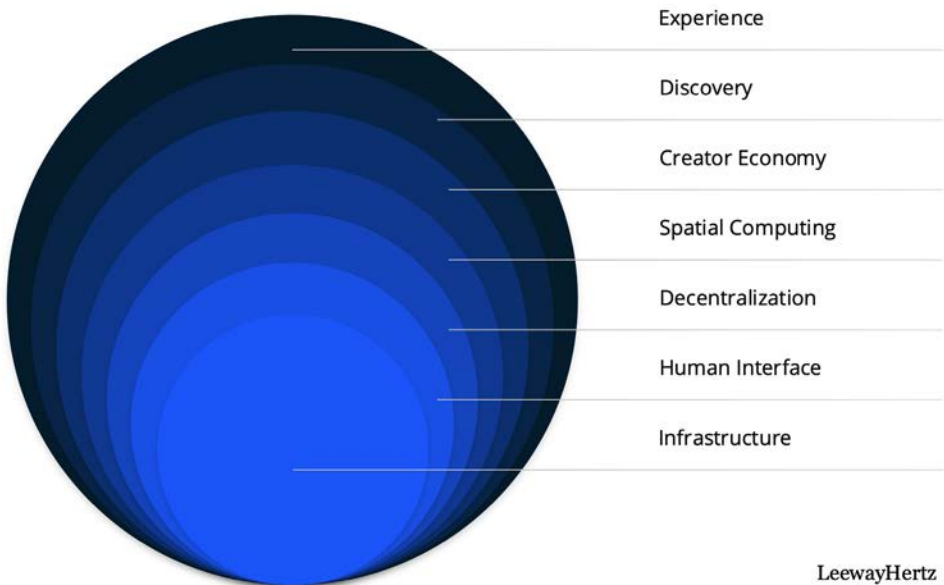
We understand the metaverse to be a shared collective environment where physical reality and a persistent virtual space exists on the internet, and anyone can step into it with the right technologies. You can either use virtual reality (VR) goggles that plunges you into the new world, or it could be augmented reality (AR) which involves overlaying auditory, visual and sensory information onto the offline world – and thereby blurring the lines of reality.

NOTE

AR technology, in particular, can lead to unprecedented customer engagement, illustrated by L'Oréal's partnership with Perfect Corp. The company understood that their biggest market lies with millennials, who, driven by Instagram, are big consumers of cosmetics. Read this article: [us.fashionnetwork.com/news/l-oreal-announces-global-partnership-with-perfect-corp.848852.html](https://www.fashionnetwork.com/news/l-oreal-announces-global-partnership-with-perfect-corp.848852.html).

Since the metaverse is still in its initial stages, we cannot comprehend the full extent of its capabilities yet. The seven layers that we unpack here provide an understanding of what makes up the metaverse, each representing an important part of the metaverse that cannot function entirely without the others.

The seven layers to the metaverse include experience, discovery, the creator economy, spatial computing, decentralisation, human interface, and infrastructure.



LeewayHertz

Figure 2 Seven layers of the metaverse

Experience

According to Takyar, CEO of LeewayHertz (n.d.), the metaverse will not be limited to a 3D version of the real world for only viewing. Rather, it will be a true interpretation of the dimensions and distances of photorealistic graphic elements, with the potential to provide experiences that the real world cannot offer.

For instance, well-known brands are putting their money into massive interactive live events hosted on platforms like Roblox and Decentraland, offering a glimpse of how events and activities in the metaverse can manifest interactivity. How this will differ from real life is that front-row ticket experiences will be open to anyone.

The metaverse is all about experiences. From games and social interactions to shopping, theatre, and e-sports; the potential future metaverse can transform human experiences with its immersive and real-time space.

Discovery

This second layer is about experiential discoveries that result in a search and find approach to familiarise users with new experiences. On the one hand, users proactively look for information and experiences, and on the other, they receive information on what experiences await them in the metaverse.

The discovery layer is the most beneficial for businesses. It is cost effective and relies on community-driven content (word of mouth, reviews, shared experiences, and testimonials) to get people to discover metaverse experiences.

Creator economy

Ultimately, the metaverse will create an immersive 3D world with interconnected virtual spaces that mirror reality. Powered by AR, VR, and similar technologies, the spaces will be designed to attract visitors who will be able to do virtually anything once in that space.

Content creators will play an essential role in creating this new world and experts believe the metaverse will make the creator economy a multibillion-dollar industry. The creator economy will be made up of independent creative people who produce digital content, such as images and videos, e-books, webinars, art, and blog posts. They will use the metaverse to generate revenue by selling goods, displaying, and selling collections, collaborating with brands, and promoting them, influencing buying behaviour by posing in avatar fashion apparel and accessories, and so on.

Whilst accepting that the metaverse can and will open a promising new market for the creator economy, it is still being heavily debated whether the metaverse is a good thing or if it will have negative effects on our future. Apart from the immersive experiences,

the disappearance of geographical barriers, better online social interactions, upgraded social media, new business opportunities, improvements to online learning and education, positive impact on cryptocurrencies and NFTs, as well as new opportunities for financial gain, there are disadvantages. According to Bernard Marr, a world-renowned futurist there are some challenges that the metaverse will bring, such as privacy issues, health concerns, access inequality, desentisation, and identity hacking (Marr, 2022). In addition, quick web availability is an obligatory necessity for taking part in the universe, whereas many individuals cannot afford the cost of a top-of-the-line VR headset for entering the metaverse.

Spatial computing

The launch of virtual assistants and ride hailing service apps in the spatial computing layer of the metaverse has already made our lives easier. We've become accustomed to moving from one location to another using an app that captures our real-life journey through a GPS tracker and enjoyed the fun of trying on clothing virtually from the comfort of our own personal spaces. Spatial computing combines AR, VR, and MR to bring the idea of the 'metaverse' to life.

The vision of a parallel, three-dimensional, virtual universe that interacts with the real world becomes possible with spatial computing. It allows us to interact with both the virtual and the real world at the same time in real time.

Decentralisation

The metaverse is forecast to become a multi-trillion dollar part of the world economy. And, like the internet in its current form, will not be under any one entity's control. First adopters and large tech companies will however play an important role in the further development and evolution of the metaverse.

Decentralising control and influence on how data and connections will be used by larger entities will be a priority to ensure the security, privacy, and safety of users in the metaverse. Blockchain technology will address privacy and data protection issues that might plague a centralised metaverse and simultaneously, will also ensure authenticity and legitimacy of interactions between users and businesses in the real and virtual worlds.

To realise the full potential of the metaverse, it will be necessary to maintain a transparent and traceable way to perform transactions and interactions. Blockchain and crypto assets are solutions for this issue, while NFTs are seem to ensure there are no asset ownership disputes within the metaverse. Legal disputes have however, surfaced in the courts. One notable example is Nike, which filed a trademark infringement lawsuit against StockX, an online marketplace, in February 2022. Nike claimed that the reseller was offering up NFTs that display Nike's trademarks without authorisation (Asso & Azaria, 2022, TFL). It is already clear that every

brand and company will need a metaverse strategy and defined metaverse ethical policies to create experiences that transcend the world as we see it today.

Bias, for instance, is emerging in AI as a result of prejudice data being fed into AI systems, bringing scientists to conclude that traditional algorithms were biased. The ethical roadmap for the metaverse is still being carved out. It will be interesting to see how moderation will be done on the metaverse, what the avatar's legal personality entails, or if ownership of virtual property and assets can be used as collateral in the real world.

Human interface

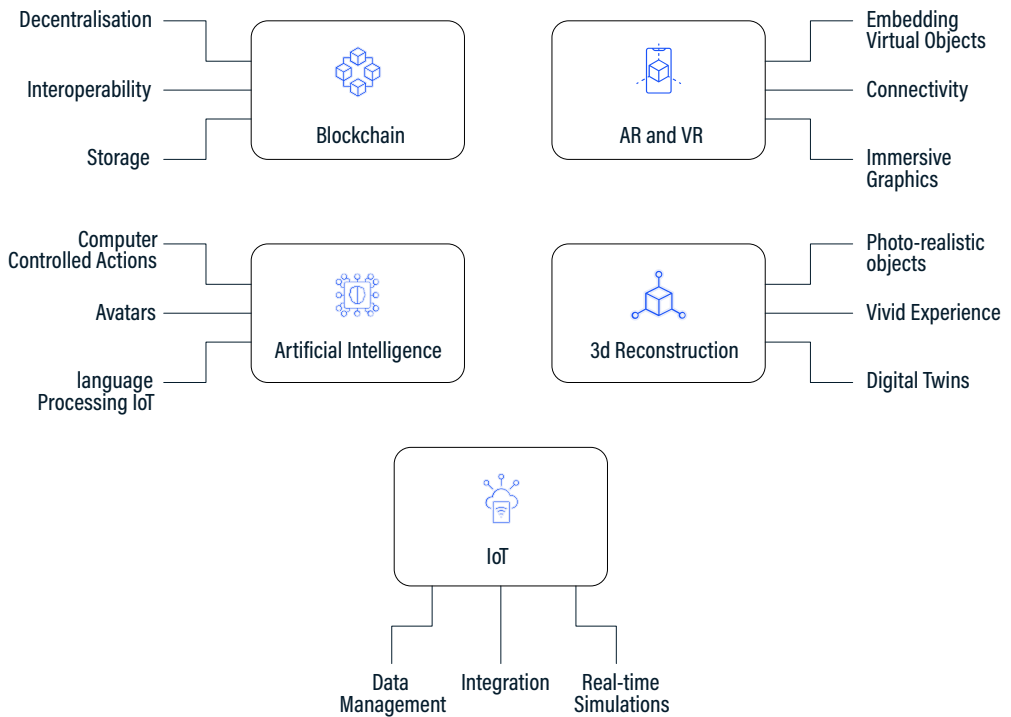
The layer that deals with the human interface refers to the hardware or devices that will allow users to experience the full extent of the metaverse. Over time, technology has been drawing us closer to our devices, which have been getting smaller, smarter, and portable. Inventions like smart phones, smart watches, and smart glasses are enabling us to connect and engage a lot more quickly and seamlessly from any location in the world.

The fact that humans and machines are growing closer is necessary for an immersive, lifelike experience of the metaverse. With the advancement of spatial computing, we will likely be able to experience the metaverse as we do the physical world soon.

Infrastructure

This layer is made up of the technological infrastructure that will be required to create a fully functional and interoperable metaverse. According to Takyar (n.d. LeewayHertz), there are five groups of technology that drive the metaverse:

- **Computing power and network** that includes spatial positioning algorithms, edge computing, GPU servers, real-time network transmission, and virtual scene fitting
- **Artificial intelligence**
- **Video gaming technologies** that include 3D game engines to create the resources, such as animations, sounds, and images
- **Display technologies** that include AR, VR, and MR that are not only purposed for an immersive audio-visual experience, but also for the experience of users' evolving tastes and preferences over time
- **Blockchain technology** that is supported by the decentralised value transfer mechanisms, settlement platforms, and smart contracts to assure value ownership and circulation. Through decentralisation an economic system that features transparency, efficiency, and stability will be realised.



LeewayHertz

Figure 3 The technologies for the metaverse

Implications of the metaverse on business

The metaverse will have a massive impact on every sector and industry in the next few years. The greatest opportunity that it will present is creating meaningful interactions with consumers, stakeholders, and industry peers. The idea of a three-dimensional internet may be overwhelming for some, but there are existing strategies that brands can use to secure their position in an evolving market.

Since the metaverse is an immersive and interactive experience, the question about how to make rules, reach goals, and gain feedback to make the experience meaningful can be learned from gaming. Games define characteristics that are voluntary for the user. Although social gaming predates the metaverse, the strategy

NOTE

Fortnite, a video game developed by Epic Games, sells over \$3 billion of digital cosmetic items to players each year, making it a larger apparel company by sales than several global fashion houses (Li, 2022, previously in CGTN Opinion). Gucci, for instance, took the 'try digitally, buy digitally' a step further: They sold a \$12 virtual sneaker online where the customer got to try on the sneaker virtually before buying, and can continue to do the same after owning it (MIRRAR, 2021). Check out the article: The Age of Digital Fashion (And How Brands Should Prepare) here: www.mirrarr.com/blogs/age-of-digital-fashion.

used to create and build its audiences, engagement, and experiences are lessons that can contribute to effective brand building and marketing in the metaverse with voluntary participation.

Game design and approach

Successful gaming developers have been creating captivating game designs for decades. The greatest purpose of these designs is to fulfil the user's need to see how their actions progress to achieve results. There are four elements that interact with each other for a successful game design that's made up of story, aesthetics, mechanics, and technology (Schell, n.d.). As far as this concept goes for creating value for audiences, each of these will need to be solved for the game strategy approach that brand and marketing professionals will use for the metaverse.

The story

This requires an empathetic understanding of who the audience is, and how the brand is going to help them on their hero's journey. It is imperative that brands understand the user persona as well as the psychological journey that it wants to take them on for a better life experience. Creating an authentic story about the brand, and how the audience will experience it, is essential.

Adopting the human-centred design or design thinking approach will assist in developing an authentic story. For this purpose, brands and marketers should answer the following questions:

- What is your story?
- Why are you telling this story?
- How do you do that in a way that is authentic?
- Who is the hero?

The aesthetics

People generally spend money to make themselves look good, which is why aesthetics is important for virtual experiences. It evokes desirable responses from the user when they interact with the interface. Because the metaverse environment is persistent and although not yet entirely VR, once technology allows for it, brands and marketers should prepare themselves to create visual experiences in line with what they want their audiences to experience.

Many worlds are going to exist in the metaverse. Brands should consider what their digital twin will look like as an extension of the real world and develop a strategy for it. For this, a good understanding of both the real and virtual worlds, the users' avatars, and how they will interact with the brand, as well as how products and or services will be packaged and delivered, will need to be defined and designed.

The mechanics

The mechanics include the type of game and the actual physical system of how the game works, including rules of engagement that guide the user on how to achieve their goals, as well as the game's response to their actions. Every game has an economy of value in something.

It determines how players will be rewarded for reaching and exceeding levels, as well as where they fail and need to try again. It is a straightforward relationship that gives users the freedom to choose to participate, or not in certain activities, increasing the levels of voluntary participation and engagement.

The technology

Technology is the least visible to users. For this, it is necessary to explore the practicalities of virtual reality as an example, although there are major accessibility issues and constraints around VR due to the limitations of devices. AR, however, is mature and ready to go, which gives humans a visual contextual information layered over the real world. GPS is a good example of this because it is digital information layered on top of the real world. It is a form of AR that has billions of smartphones connected and AR-enabled. Brands should look at ways of incorporating this into their strategies.

Each of these elements require a strategy. Each step forward in developing the brand experience as it relates to game design will bring the brand closer to understanding what the future will look for them in the metaverse. A serious gaming strategy, rather than a metaverse strategy, will help brands become better prepared for the metaverse, especially in the initial stage of its development. Take into consideration that 65% of Gen Z have spent money specifically on virtual gadgets that are used in a game only. This illustrates the level of engagement the metaverse has (Barrett, 2022).

Creating shared value

Brands need to think carefully about how they will share value that they uncover through data insights with users in the metaverse because it's only then that they will get an exchange. The aim is to keep people wanting to come back for more by offering them something of value – get them engaged enough for them to choose to return.

Creating shared value can no longer be a distant vision, mission, or value. Instead, brands need to adopt it as a belief and commitment, which is derived from a purpose-led business. It's been proven that purpose-led businesses outperform those that are driven by short-term profits, which is why it is more important now that brands adopt the shared value approach and maintain voluntary participation.

Opportunities for brands in the metaverse

The consensus is that the metaverse will be positive for businesses. According to multinational investment bank, J.P. Morgan, the market opportunity of the metaverse will be worth more than \$1 trillion in annual revenues (World Economic Forum, 2022).

We are already seeing early adoption from industry giants like Disney, Gucci, and Warner Bros, who will likely be the ones who design the metaverse in line with their consumer needs and business aspirations. As mentioned earlier in this chapter, our behaviour and social needs

determine what technology will do to support it. This is why businesses and brands should decide sooner rather than later if they will join the initial phase or wait to see how it plays out – and risk missing the opportunity to influence the design of the metaverse during the early stages.

The immersive virtual environment of the metaverse offers brands the opportunity to connect and engage with their existing consumers in fresh, new, and authentic ways while attracting new consumers to their brand. Inventing a world designed specifically for your audience is one way to show your commitment to creating shared value.

NOTE

Read how the skateboarding retailer Vans launched their virtual skatepark in partnership with Roblox. In the full skate shop fans can customise their perfect board and shoes to create a unique style. Go practice your kickflips and ollies in this virtual skatepark: www.roblox.com/vans.

To reach customers in the metaverse, there are a few approaches that are not far off what we already know – the only difference is how we will interact with the information and data.

Here are some of the ways brands are using the metaverse:

- **Engagement and awareness:** Brand experiences through gaming are becoming popular. For instance, Nike has partnered with Roblox to create a game called Nikeland where users participate in games. Other brands have created their own games, where players can go on a quest or adventure to gather collectibles that may be exchanged for real life value. It's about creating engagement for the brand recognition and experience.
- **Special events:** Using existing platforms like Fortnite and Roblox to virtually launch events, such as product or movie launches and concerts, has become a viable option for brands, especially since the pandemic and global lockdowns.
- **Marketing opportunities:** Brands are looking at ways to use their memorabilia, logos, and virtual assets in the metaverse. For instance, Coca Cola auctioned off memorabilia for NFTs while Nike is looking at ways to trademark to produce and sell virtual branded apparel for avatars and the like.

The metaverse will be a goldmine for growth marketers because of its data-driven capabilities through the virtual world on which it is built. The devices that it will be using, such as VR glasses, will generate masses data that may be used to promote value to the audience, both in the metaverse and in the real world. This means that the detailed behavioural patterns that will be tracked on VR devices may be used to connect with similar personas on real-life marketing channels.

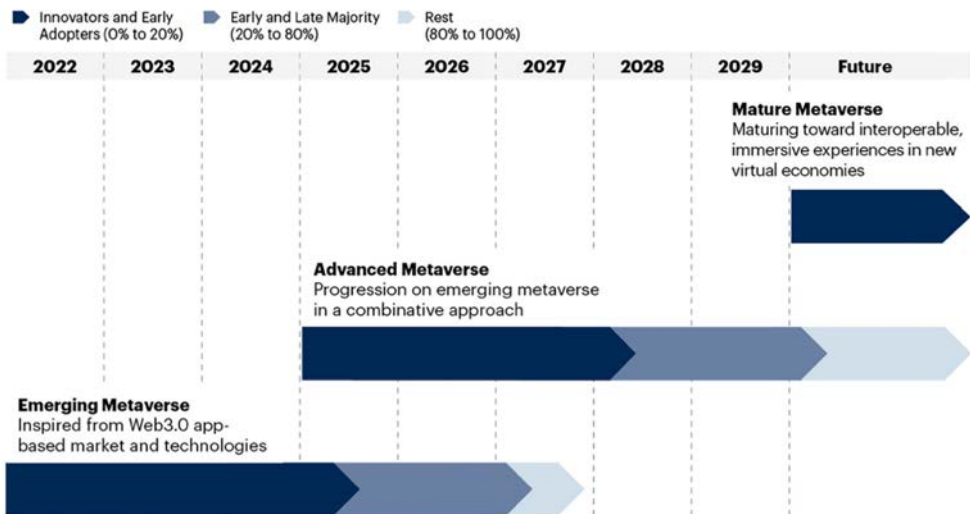
Note: 'The metaverse will have a huge impact on growth marketing. Even if you don't plan to use the metaverse as a marketing platform, you can still use data from the metaverse to fuel your growth marketing strategy' (Barrett, 2022).

In essence, brands and marketers are using existing models to explore new, creative, and more immersive ways to connect with their customers virtually and in real-life. This requires a new way of thinking that revolves around the customer experience with careful consideration of their needs and your brand authenticity.

WHEN THE METAVERSE IS EXPECTED TO BECOME MAINSTREAM

Currently, we are at the emerging phase of the metaverse. This stage includes commercially available products and services like social networks, online games, ecommerce, cryptocurrencies, and NFTs. Depending on the application, these technologies may fulfil one or more characteristics of the metaverse, but is still incomplete. It is going to take time for the concepts to be adopted, given the challenges that currently exist related to access and adaptability.

Evolution Spectrum for the Metaverse



Source: Gartner
743025_C

Gartner

Figure 4 An evolution spectrum for the metaverse into the future

How brands can prepare for the metaverse

Although the metaverse and Web3.0 present accelerated digital innovation, there are fundamental challenges in today's digital experiences that must be solved. These include digital trust, equity, and capacity. According to the World Economic Forum, we have a long way to go to address the challenges around trust online and how to identify real users from fake ones to eliminate harassment, racism, manipulation, bullying, and cybercrime. Additionally, access to quality internet globally is a challenge.

This highlights the disparities between people and groups in the digital world and whether technology can meaningfully address inclusion in digital experiences. The gap between the technology haves and have nots will likely widen substantially if we don't find solutions in this phase of the metaverse and Web3.0.

FUTURE OF MARKETING IN THE METAVERSE

Creating and curating long-term value for businesses and brands is the responsibility of the board or directorship of a company. Leadership should be taking interest in the metaverse because of the extent to which it is being adopted at various levels across industries, including major technology giants like Meta, Google, and Microsoft. Executive teams need to debate and plan for the implications of the metaverse on their businesses.

Some of the key considerations that executive teams and CMOs should review, reflect, and decide on for the benefit of their businesses and stakeholders, include the following:

- How will the company or brand participate in the metaverse? What will its position or standpoint be (e.g., contributor, investor, or creator)?
- Gaming in virtual worlds has been around for several years and forms part of the metaverse. How users engage with the virtual world in a game presents an opportunity for business to adopt and explore similar strategies to connect with their audiences virtually and in real-life.
- Shared value, brand purpose, and voluntary engagement will be priorities for marketing and stakeholder engagement going into the metaverse future. The gaming strategy approach will likely provide the most relevant insights for businesses to incorporate into their long-term visions and goals for future clients, deals, and transactions.
- Businesses can learn from the value systems that underpin a variety of games that may inspire a strategy to engage audiences in the metaverse.
- VR, AR, and MR are all elements of the metaverse that enable user engagement with the virtual world. Businesses or brands should consider each of these in the context of how they will contribute to its broader strategic goals, as well as how they will enable its use in the metaverse.
- Businesses and brands need to be aware that gaming strategies require specialisation. Designing custom solutions for businesses in line with key trends and best practices will take time and requires specialist expertise.

How to make the most of the metaverse

We have now realised that, like the internet and other major technological advancements, the metaverse is reshaping the world as we know it. The greatest advantage is that it offers an immersive experience of the real and virtual worlds simultaneously, which will likely allow individuals and businesses to explore greater opportunities in a more cost-effective way. Brands will partner with gaming companies that have already paved most of its way to the metaverse. For instance, Balenciaga partnered with Fortnite and has accessories, such as

designer pickaxes, backpacks, and digital outfits available in its virtual boutique in Fortnite. Nike partnered with Roblox to create Nikeland.

Because of the game-like nature of the interactive and immersive experiences, Gen Z are firmly aligning themselves with many, and can be seen as the early adopters in the metaverse. This opens a variety of possibilities to unlock greater human connections and brand engagement. To make the most of the metaverse, based on what we currently know, we recommend prioritising these key themes:

Leverage the metaverse for good: The possibilities that the metaverse present is an opportunity for us to set the tone and leverage it for good. There are no geographical restrictions which makes global connections possible in a more realistic way. Considering the numerous global challenges that we face, the metaverse makes it possible for us to garner support for movements to address climate change, upskill and use training simulations for learning, and collaborate more closely with teams in the real and virtual worlds.

Data driven insights: With lessons from Web2.0 where we learned how data was exploited for the benefit of technology giants, the metaverse presents an opportunity to do better. The sheer scale of data transfer in a three-dimensional world may raise potential risks and privacy concerns, which is why it is important that industry leaders focus on leveraging the metaverse for good, rather than short-term profit goals.

Human insights: Because the world will be more focused on authenticity and more meaningful connection, human insights will serve as the prime reference point to shape the next frontier of human experiences. Putting human interests and needs at the centre of the metaverse ideation will serve as the moral compass to build trust into the ecosystem of virtual worlds, i.e. human safety before brand safety, ensuring digital civility.

Brand purpose and value creation: Building trust is critical for creating long-term value. Brands should distinguish between the hype and reality to stay focused on designing a purpose-led business with shared value for the brand and customer. It will take all the key themes outlined here, together with the brand's commitment to generate authentic experiences for its stakeholders and services to make sense of the virtual ecosystem.

NOTE

Read more on how to prepare for the exiting new era of Web3.0 here: www.jeffbullas.com/digital-marketing-skills-for-metaverse/.

The unique skills needed for the metaverse

The metaverse requires a set of unique skills that we will need to practice and enhance to navigate and create this virtual environment. These skills are not new to humans but are unique to we conduct business, as well as how we create and exchange value going forward.

Table 2 Essential skills for the metaverse

Unique skills	Why this skill is important
Empathy	At the core of everything, the ability to understand and share others' feelings is a skill that has the potential to unlock other valuable skills, such as critical thinking, effective collaboration, and problem solving that will be useful in the metaverse, whether as a leader or contributor.
Strategic thinking	The ability to plan, think ahead, and solve complex problems simultaneously is an essential skill for the metaverse as businesses embark on this journey into a three-dimensional, connective world designed through technology and related elements.
Communication	Broadly, communication enables efficiency between groups of people with similar interests and serves to share information, solve conflict, and improve work processes. For the metaverse, this will likely evolve which is why efficient and proficient communication skills are necessary.
Motivational skills	Dealing with an infinite amount of complexity will require a great deal of positivity and motivation for everyone involved. Combined with the other essential and unique skills for the metaverse, motivational skills help drive desired results.
Critical thinking	Improving the quality of decisions making requires problem-solving and critical-thinking abilities that will be hugely beneficial for the metaverse, especially in the initial phase where key questions are being asked, and decisions are being made.
Collaboration	The willingness to learn and share knowledge will increase efficiency in the metaverse, as well as create and share value for future growth and development.

Useful tactics for the metaverse

While the metaverse is still experiential in nature, the opportunity to explore, create, and innovate is vast and diverse. To get started in the metaverse, brand and business leaders should look at what is available and practical now. There are platforms that are already enabling virtual environments, lending itself to what the vision of the metaverse will be like in the next few years.

Some of the key characteristics of the metaverse is that it is always active (persistent), it exists in real time, users have individual activity, it is self-contained and fully functional in this state, consists of a mix of different virtual worlds, and enables user-generated content.

Useful tactics that brands and businesses should consider for the metaverse include, but are not limited to:

- Identifying what your audience wants and if they are in the metaverse, discovering what they expect from it
- Deciding where your brand fits in with the large metaverse landscape, and consulting with metaverse veterans who are fully immersed in the virtual worlds to share their insights
- Experimenting with the metaverse by using private business or personal accounts to explore and experience what it offers
- Developing the expertise in-house or hiring people who are familiar with the environment to create it for your brand or business
- Focusing on the experience and what will work for your brand or business in the metaverse – ensuring that you protect and preserve your reputation both inside and out of the virtual world.

Common pitfalls in marketing to avoid in the metaverse

Like any new technological movement, there will be risks to mitigate and manage, as well as mistakes to avoid. Since the dawn of social media, the marketing approach has shifted from broadcasting messages far and wide, to reaching intended audiences through targeted messaging. The customer-centric way is the only path to successful marketing now and into the future, whether in the physical realm or the metaverse. This is likely to accelerate even more significantly in the next few years, which is why it will be important for brands and businesses to be aware of the common pitfalls.

NOTE

Richard Robinson, MD of Xeim Engage says: 'Real world rules don't operate in a place where the ASA and the Metropolitan Police have no jurisdiction; and for risk-averse brand managers the metaverse is your worst nightmare!' Read this article to see if you agree: Are brands ready to face the dangers lurking in the depths of the metaverse? www.thedrum.com/news/2022/01/20/are-brands-ready-face-the-dangers-lurking-the-depths-the-metaverse.

Table 3 How not to alienate your customers

Common pitfall	How to avoid it
Not putting your customer first	Be true to your customer and your brand, even in this new realm. Tell your stories authentically, and do not breach your customers' privacy.
Keep doing what you're doing in the hope that it will eventually work or keep working	Keep an eye on the trends of this new technological movement, and how your customers are responding to the changing environment – meet them there.

<p>Using data insights to manipulate purchasing decisions</p>	<p>Use the insights that you discover to return value to your customer. Customers have already lost faith in the social web; be careful of causing even more disrupt using the metaverse. Be aware of what data can be harvested and whether it should be. Rather than using the information against your customer for short-term gain, use it to build longer term relationships with them.</p>
<p>Shouting softly for attention</p>	<p>Changing your logo or pay-off line often may not be relevant to your customer or as important as solving their challenges. It is tempting as this new technology emerges, to try to use it to gain attention, rather than finding ways to connect with your audience. Connection will be fundamental to success in the metaverse, not short-lived attention gains.</p>

ETHICS AND MARKETING IN THE METAVERSE

New technologies that have endless possibilities must be carefully considered in terms of conduct and ethics. Currently, questions on ethics are almost as infinite as the metaverse itself, even though cyber laws, policies, regulations, and technology codes of ethics already exist. The metaverse presents a whole new level of engagement that will eventually connect the real world so closely to the virtual that one contemplates questions whether avatars would be accepted to represent oneself in virtual form, and whether all appearances are acceptable.

While the legal fraternity study, examine, and determine the global and regional laws concerning the metaverse, marketers will need to examine how ethics and marketing will affect value creation for consumers who remain at the centre of it all.

The time to take a refreshed look at a business' commitment to brand authenticity as well as social responsibility and environmental causes is now. Ethics and moral discipline for marketing in the metaverse will be essential to brands and their customers. Marketers will need to dedicate themselves to the greater good, rather than only the bottom lines, to deliver long-term value and sustain brand relevance into the future.

Based on the set of standards for ethical norms and values set by the American Marketing Association, it is essential that we are reminded of the core values that govern marketing, namely:

1. Marketers should do no harm. In that, embodying high ethical standards and adhering to all laws and regulations in the decisions we make is fundamental to this practice.
2. Trust should be fostered in the marketing system. Avoid deception in product design, pricing, communication, and delivery of distribution.
3. Hold on to ethical values. Build relationships while also enhancing consumer trust in the integrity of marketing by acknowledging these core values: honesty, responsibility, fairness, respect, transparency, and citizenship (AMA, 2021).

CASE STUDY: TABLE MOUNTAIN CABLEWAY TAKES DIGITAL TRIP

One-line summary

Due to lockdown regulations since 2020 and operational disruptions because of the weather, the Table Mountain Aerial Cableway Company (TMACC) launched an innovative addition to their offering that would allow anyone to have a virtual experience of the tour to the top of Table Mountain.

The problem

In summer, TMACC lost about 20% of the cableway capacity to the South Easterly wind. To solve this challenge, the company decided that a digital twin of the experience would meet the peak summer demand and serve additional purposes of attracting international audiences to this tourism destination.

The solution

A virtual experience of the cableway cart was created to give the customer the same butterfly effect of going up inside the cableway cart. This immersive experience looks and feels like the real experience. In this way the company not only offered the experience to anyone who could not be there, but also aligned itself with new technology.

The results

In addition to the commercial benefits to tourists and visitors, many children living in Cape Town and the Cape Flats who have never experienced the mountain before, now have access to the experience. For TMACC, being able to do outreach and inspire young people around them is invaluable. The virtual cableway cart experience is the best digital twin Cape Town has created with lasting benefits, not only for customers, but also its surrounding communities.

CASE STUDY QUESTIONS

1. Describe the benefits of the virtual cableway cart experience for:
 - 1.1 The consumer
 - 1.2 The company
2. Why do you believe the virtual tour of the mountain works as a solution for the challenge they experienced?
3. In this case study, how does this example of a metaverse contribute to the real-life experience?

CHAPTER QUESTIONS

1. What opportunities does the metaverse present for businesses and brands?

2. Describe and discuss some of the common pitfalls that marketing must avoid in order to succeed in the metaverse.
3. What are some of the main changes that marketers need to make to compete in the metaverse?

THE BIGGER PICTURE

Decentralisation, infinite connections, and opportunities to create, explore, and experience a limitless reality are all enticing concepts for human curiosity and evolution. With the metaverse, it becomes possible in ways that we have not yet imagined. As the movement progresses and industry leaders gain ground in this dynamic space, we can expect to see erratic growth and innovation by new entrants and inventive creatives.

The metaverse is expected to unlock an abundance of opportunities. As a result of lessons learned from Web2.0 as far as privacy and protection of personal information is concerned, there is a solid base that serves as reference for us not to repeat those mistakes. However, we are embarking on an unknown journey at this stage – a new frontier – that will require unique skills, a thorough understanding of human behaviour and interactions, customer experiences, and brand purpose. To navigate successfully, we need to keep our heads in the game and our hearts on our purpose.

SUMMARY

One of the pertinent things that we advocate for as far as brand building and customer engagement is concerned, is brand storytelling. Brands are about experiences, and creating a sense of belonging, and connectedness. It helps define our social statuses, which is why we do not pursue technology for its own sake, but rather use it to allow us to do things that we could not do before. The fundamentals of human interaction and what we value does not change; however, how we engage, evolves with the right enablement.

Although there are plans and visions to create a virtual version of the real world in the metaverse, it is important that brand, marketing, and business leaders are not distracted by the technology, but rather remain focused on their customers and their purpose. It is important to plan and prepare for the metaverse and adapt to the changing environment.

The metaverse has the potential to change the world, where people will be able to go to places they would never be able to go, explore things they would never be able to see, and feel things they would never be able to feel. We have come a long way since 1992 when Neal Stephenson coined the term metaverse in his novel *Snow Crash*. But we still have a long way to go, and while it is important to investigate these new opportunities and cool technology, we also have to stay grounded and understand the nature of other realities (The Crypto Pie, 2022).

FURTHER READING

- cointelegraph.com/news/how-to-use-minecraft-to-understand-the-metaverse-and-web3 – How to use Minecraft to understand the metaverse and Web 3.
- medium.com/@ow/the-metaverse-is-already-here-its-called-fortnite-3a7d92e4acfd – The metaverse is already here — it's called Fortnite
- www.jpmorgan.com/content/dam/jpm/treasury-services/documents/opportunities-in-the-metaverse.pdf – Opportunities in the metaverse: How businesses can explore the metaverse and navigate the hype vs. reality. *Onyx* by J.P. Morgan, 2022.

REFERENCES

- Adeyemo, B., 2021. I'm a Black woman and the metaverse scares me – here's how to make the next iteration of the internet inclusive. [Online]
Available at: theconversation.com/im-a-black-woman-and-the-metaverse-scares-me-heres-how-to-make-the-next-iteration-of-the-internet-inclusive-173310
[Accessed 15 June 2022]
- American Marketing Association, 2021. AMA Statement of Ethics. [Online]
Available at: myama.force.com/s/article/AMA-Statement-of-Ethics
[Accessed 22 May 2022]
- Asso, J. & Azaria, L., 2022. Arbitration in the Metaverse: How to Anticipate and Resolve Web3 Disputes. [Online]
Available at: www.thefashionlaw.com/arbitration-in-the-metaverse-how-to-anticipate-and-resolve-web3-disputes/
[Accessed 15 June 2022]
- Ball, M., 2021. Framework for the Metaverse. The Metaverse Primer. [Online]
Available at: www.matthewball.vc/all/forwardtothemetaverseprimer
[Accessed 15 June 2022]
- Barrett, J., 2022. 5 Ways the Metaverse Will Impact Growth Marketing. [Online]
Available at: [www.firstpagestrategy.com/blog/5-ways-metaverse-will-impact-growth-marketing#:~:text=The%20metaverse%20Means%20More%20Data,glasses\)%20generate%20heaps%20of%20data](https://www.firstpagestrategy.com/blog/5-ways-metaverse-will-impact-growth-marketing#:~:text=The%20metaverse%20Means%20More%20Data,glasses)%20generate%20heaps%20of%20data)
[Accessed 19 June 2022]
- Beveja, S., World Economic Forum 2022. Why we must solve today's digital challenges before creating tomorrow's metaverse. [Online]
Available at: www.weforum.org/agenda/2022/05/solve-digital-challenges-before-metaverse/
[Accessed 15 May 2022]
- Carter, C., Forbes 2022. Metaverse Vs Multiverse: How To Tell Apart The 'Parallel Universe' Concepts We Can't Stop Talking About. [Online]
Available at: www.forbes.com/sites/jamiecartereurope/2022/02/07/metaverse-vs-multiverse-how-to-tell-apart-the-two-mind-bending-concepts-we-cant-stop-talking-about/?sh=268a462c78cc
[Accessed 22 May 2022]
- Charlton, E., 2022. World Economic Forum. 71% of executives say the metaverse will be good for business. Here's why. [Online]
Available at: www.weforum.org/agenda/2022/04/metaverse-will-be-good-for-business/
[Accessed 18 June 2022]
- Cywinski, B., UIG Studio 2022. Metaverse vs Multiverse – what's the difference? [Online]
Available at: uigstudio.com/insights/metaverse-vs-multiverse-whats-the-difference
[Accessed 15 May 2022]
- Deloitte, 2022. What is digital economy? [Online]
Available at: www2.deloitte.com/mt/en/pages/technology/articles/mt-what-is-digital-economy.html
[Accessed 22 May 2022]

Fine, M., Forbes 2022. Is The metaverse Worth All The Hype? [Online]
 Available at: www.forbes.com/sites/melaniefine/2022/03/18/is-the-metaverse-worth-all-the-hype/?sh=54bec8a051ab
 [Accessed 22 May 2022]

Li, C., 2022. Previously in *CGTN Opinion*. Who will govern the metaverse? [Online]
 Available at: www.weforum.org/agenda/2022/05/metaverse-governance/
 [Accessed 19 June 2022]

Lucatch, D., Forbes 2022. The Future Of Brand Opportunities In The metaverse. [Online]
 Available at: www.forbes.com/sites/forbesbusinesscouncil/2022/04/13/the-future-of-brand-opportunities-in-the-metaverse/?sh=664ca850709e
 [Accessed 22 May 2022]

Mileva, G., Influencer Marketing Hub, 2022. Deep Dive into Metaverse Marketing. [Online]
 Available at: influencermarketinghub.com/metaverse-marketing/
 [Accessed 22 May 2022]

Özkardes-Cheung, Y., Entrepreneur 2022. Web 3.0, the Metaverse and the New Digital Economy – Are You Prepared? [Online]
 Available at: www.entrepreneur.com/article/422122
 [Accessed 22 May 2022]

Ratan, R, and Meshi, Dar., Big Think 2022. Why the metaverse can't exist without a blockchain. [Online]
 Available online bigthink.com/the-future/metaverse-blockchain/
 [Accessed 22 May 2022]

Schell, J., n.d. *The Art of Game Design – A Book of Lenses*. Shell Games, Pittsburg, PA.

Takyar, A., (n.d.) In Leeway Hertz. The Seven Layers of the metaverse. [Online]
 Available at: www.leewayhertz.com/seven-layers-of-metaverse/
 [Accessed 22 May 2022]

Taravarti, S., World Economic Forum 2022. How the metaverse can be a force for good in an uncertain world. [Online]
 Available at: www.weforum.org/agenda/2022/05/how-metaverse-can-be-a-force-for-good-in-an-uncertain-world/
 [Accessed 22 May 2022]

Tech Republic, 2022. Here's how the metaverse will evolve. [Online]
 Available at: www.techrepublic.com/article/heres-how-the-metaverse-will-evolve/
 [Accessed 22 May 2022]

The Cripto Pie, 2022. 7 Ways the Metaverse Will change the World. [Online]
 Available at: medium.com/coinmonks/7-interesting-ways-the-metaverse-will-change-the-world-you-6aa85c6bcd78
 [Accessed 19 June 2022]



FIGURE ACKNOWLEDGEMENTS

Figure 1: 101 Blockchains, 2021. 101blockchains.com/metaverse-vs-multiverse/


Figure 2: Seven Layers of the metaverse. www.leewayhertz.com/seven-layers-of-metaverse/

Figure 3: Key technologies for the metaverse. www.leewayhertz.com/technologies-for-metaverse/

Figure 4: Tech Republic, 2022. www.techrepublic.com/article/heres-how-the-metaverse-will-evolve/



INDEX



3G 12

4G 12

5G 12

A

A/B tests 659,660 [*see also* test designing for conversion optimisation]

Accelerated Mobile Pages (AMP) 567

ad extensions [*see also* Google; search advertising]

affiliate location 570

app 573

call 571

description 569

dynamic callout 575

dynamic sitelinks 574

dynamic structured snippet 574

image 572

lead form 572

location extensions 569,570

price 572

promotion 572

seller ratings 574

sitelink 573

structured snippet 573,574

ads [*see also* Google; search advertising]

account 562,563

affiliate location extensions 570

app extensions 573

behavioural and demographic targeting

callout extensions 571

copy writing for 565

description 560,562,563

dynamic callout extensions 575

dynamic sitelinks 574

dynamic structured snippet extensions 574

extensions 569–575

Google centric 560,562,563

image extensions 572

keywords 560,566,575,576

landing pages 567–569

language and location, geotargeting 576

lead form extensions 572

location, extensions 569,570

long tail 565–567

match types, terms 575,576

price extensions 572

promotion extensions 572

quality score 579

recognisable 560

responsive search ads 563

responsive text 564

search engine 560

seller ratings extension 574

sitelink extensions 573

structured snippet extensions 573,574

targeting audience 575,576

URL 567

ad servers 606,655,678 [*see also* advertising technology; digital advertising]

ADSL 12 [*see also* internet]

ads quality score

ad relevance 579

expected CTR 579

landing page experience 579

advertising [*see also* search advertising; social media advertising]

Chief Marketing Officer (CMO), role post-Covid 696,697

description 521

digital, future of 693,694

end-to-end view 696

Facebook 521

future of 674,700,701

mobile, future of 694,695

platforms 521

social media 520

traditional 2,521

TV, future of 695

video, future of 695

advertising, display and search

conversion optimisation for 655,656

advertising exchanges and programmatic buying 603,604 [*see also* digital advertising]

advertising networks 603 [*see also* digital advertising]

advertising technology (AdTech)

data trail 676

description 676–678

programmatic 678–682

affordances of digital marketing 14,15 [*see also* digital marketing]

agency trading desk (ADT) 678

airbnb 24,25 [*see also* digital disruption]

AMA [*see* American Marketing Association]

Amazon online retailer, largest 212

American Marketing Association (AMA) 5,75

analyse performance [*see* data]

applications (apps)

applications versus mobile web for mobile commerce (m-commerce) 217

considerations 126

customer relationship management (CRM) 468–470

Google 126

HubSpot CRM 466

native and web applications (apps) 141

payment services 466

search engine optimisation for 126

tips 126

Zoho CRM 466

artificial intelligence (AI) positioning 679,680

attention economy 24,26

description of 26

resource 26

audience [*see also* Facebook; platforms; social media advertising]

core 536–538

custom 536,538

- lookalike 536,538
- target 13
- B**
- banner ads 596 [see also digital advertising]
- behavioural and demographic targeting 576 [see also search advertising]
- behavioural economics 32–37
- benchmarks 288,289 [see also key performance indicators (KPI)]
- bidding and ranking for search ads [see also search advertising]
 - ads quality score 579
 - conversion and clickthrough rates 577,578
 - description 576,577
 - process 578
 - Vickrey auction model 577
 - wars 582
- big data [see also data]
 - anomalies 625
 - description 625
 - figures 625
 - patterns 625
 - trends 625
- blogs [see also data sentiment analysis]
 - description 399–401
 - marketing tool 308,309 [see also content writing for digital platforms]
- Booking.com 29
- brand [see also business and brand strategy; market strategy]
 - American Marketing Association (AMA) 75
 - definition 75
 - identity 7
 - interactions 8
 - internet 11
 - lifestyle, facilitate 253,254
 - management 8
 - new markets to which they can sell 10
 - new products and services to sell 10
 - new ways of selling 10
 - questions 75,76
- brand attack on social media [see also social media strategy]
 - guide for recovering 439,440
- brand awareness 592 [see also digital advertising]
- brand essence
 - attributes 248,249
- branding and public relations [see also business]
 - digital marketing 4
- Broadband 12 [see also internet]
- business [see also social media]
 - advertising 420
 - brand 6,74
 - challenges 419,420
 - communication 420
 - community 420
 - customer and 5,6
 - digital as strategy 72
 - digital communication technology 72
 - environment 6
 - global lockdowns 72
 - goals 5
 - international social distancing 72
 - marketing strategy 6–8,71
 - models, relook 674
 - research 420
 - reputation 420
 - sales 420
 - search engine optimisation 420
 - service 420
 - social media, 419
- business and brand strategy [see also digital communication technology; market strategy]
 - after global COVID-19 pandemic 74
 - before global COVID-19 pandemic 74
 - digital communication technology, use of 74–76
 - B2B business in contemporary world 28,75,92
 - B2C business to customer/consumer 75,92
- business strategy [see also business and brand strategy]
 - formulation of 71
- business to business (B2B) [see also ecommerce]
 - online transactions between businesses 212
 - type of 212
- business to consumer (B2C)
 - Amazon, largest online retailer 212
 - benefits of 212
 - type, common 212
- C**
- calls to action (CTAs) [see also webpage]
 - clickability 154
 - positioning 153
 - prioritisation 153
 - quantity 154
 - simple 153
- case studies
 - Airbnb 290,291
 - Amazon Prime 474–476
 - Apple: "#Shotonphone" 441,422
 - Checkers Sixty60 41,42
 - Chipotle 235–237
 - Efinancial careers Netflix 648–650
 - Frooition 584,585
 - GlobalGiving 510–512
 - Harley-Davidson 406–408
 - Hubstaff 667–669
 - Nike Dream Crazy 348,349
 - Offspring 200–204
 - Post-it and Proximity Russia 613,614
 - Sephora 66–68
 - Shein 553,554
 - Sprint an omnichannel approach to increase sales 16,17
 - The Container Store 129,130
 - The future of advertising: Pathways to survival in four scenarios 698–700
 - Tinder 162–164

- Toshiba and Intel: The beauty inside 260,261
- Vets now: Taking care of the brand 90–92
- Yelp 321,322
- channels [see also content creation; platforms]
 - advertising 691
 - blogs 279
 - content sharing 257
 - earned media 290
 - email newsletters 279,280
 - omichannel approach 692,693
 - owned media 290
 - paid media 290
 - planning 279,280
 - posting 280,281
 - social media 279,280
 - website, own 279,280
- choice architecture
 - characteristics of 37,38
 - description 37
- choice by customers [see also behavioural economics]
 - decision load 36,37
 - defaults 37
 - habits 35,36
 - personal preferences and history 35
 - word of mouth or peer suggestions 34,35
- click fraud 582 [see also search advertising]
- cognitive biases 32,33 [see also behavioural economics]
- communication channel 15,16 [see also one-way communication; two-way communication]
- competitor analysis [see also keywords; links]
 - tools to link index data 118
- consumer personas [see also brand essence]
 - approaches for personas 249,250
- consumer to business (C2B) [see also ecommerce]
 - business pays consumer 213
- consumer to consumer (C2C)
 - Airbnb 213
 - consumers sells products to other consumers 213
 - Craigslist 213
 - eBay 213
 - Gumtree 213
 - Uber 213
- content [see also content marketing; social media strategy]
 - advertising, backbone of 689
 - always-on content, continuous 283,284
 - flighted content, time-bound 283,284
 - flow content 282,283
 - intelligence 689,690
 - native content 600
 - plan 434,435
 - smart 690,691
 - sponsored content 600
 - stock content 282,283
- content audit
 - approach 271,272
 - fix problems 272
 - identify gaps, problems 272
 - inventory of existing content 271,272
- content creation
 - created content 278,279
 - curated content 278,279
 - date and time 281
 - editing 277
 - image sizes 282
 - keywords 277
 - post copy 282
 - promoting 278
 - publishing 278
 - SEO research 277
 - uploading 277
 - writing, resonate with audience 277
- content distribution 289,290 [see also channels]
- content marketing [see also content planning]
 - advantages 259
 - algorithmic curation 256,257
 - audit 253,271,272,
 - brand style guides 257
 - calendars 257,258
 - campaign 283,284 (see also always-on content; flighted content) 283
 - challenges 259
 - content components 248
 - content creation 253,254,277–279
 - description 246,246,247
 - designers, in house or outsourced 254
 - formats, different 251–253
 - models, two approaches 254
 - people components 248
 - persona map 259
 - platforms 257
 - research 271
 - themes, creating 250,251,269,270
 - tools 257–259
 - workflow map 258
- content marketing workflow
 - content plan 276
 - conversion plan 278,277
 - editorial calendar (see content plan; conversion plan)
 - feedback 273
 - format 274,275
 - measurement 273
 - objectives 274,275
 - organisation 273
 - phases, three 273
 - talented people (relationship-builders) 273
 - tools 273
- content measuring 284–289 [see also marketing plan]
 - audience 284
 - benchmarks 288,289
 - key performance indicator (KPI) as a metric 285,286
 - metrics 286–288
 - objectives 284
 - performance metrics 289
 - targets 289

- tracking 289
- vanity metrics 289
- content planning [*see also* content marketing]
 - defining 267
 - themes 267–270
- content research
 - content marketing strategy, use information from 271
- Contentsquare, conversion optimisation tool 667
- content strategy
 - differs from content planning 268
 - focus of 268
 - questions 269
- content themes
 - brand essence 269,270
 - pillars 269
 - strategy, part of 269
- content writing for digital marketing platforms 297–310
 - audience 298–291
 - audience of one 298,299
 - core principles 297
 - long copy, writing online 306
 - mobile, writing for 309,310
 - personas, creating profile 299,300
 - social copy 305,306
 - types of online copy 299–310
 - website copy 309
- conversion optimisation [*see also* AB tests; advertising; data, gathering; email marketing; ecommerce; social media]
 - A/B testing hypothesis 665,666
 - analytics data 664,665
 - customer service data 664
 - description 654,669,670
 - designing tests 658–662
 - guide to 662–666
 - problem fixing 665
 - report on it 666
 - testing options 655–658
 - test running 666
 - tools 666,667
 - user data
- cookies 119 [*see also* search engine optimisation]
- cost per acquisition (CPA) 601
- cost per engagement (CPE) 601
- cost per thousand impressions (CPM) 600
- CRM [*see* customer relationship management]
- cross-channel commerce [*see also* multi-channel commerce; omnichannel commerce]customers interact with business 220,221
- Cryptocurrencies 465
- customer [*see also* customer relationship management]
 - addressing the 22
 - autonomous beings 43
 - behaviour 24
 - business goals and the 5
 - customer-centric view 23
 - data 24,25,39,40,452–460

- demographics 28
- digital marketing and 4
- experience mapping 38,39
- extrinsic motivators 28,29,30
- human-centred design 683,684
- intrinsic motivators 28,30
- know your [32 *see also* DILO]
- loyalty 452
 - personalisation for customers 684,685
 - personalisation for organisations 685
 - personal preferences 23
 - personas, develop user 27,28
 - preconceived ideas 23
 - psychographics 28
 - symbiotic relationship between businesses and 2
 - success with 40
 - tools for understanding 26–30
 - touchpoints 450–452
- customer relationship management (CRM)
 - apps 466
 - benefits 461,462
 - customer 450,451,452
 - data, use of 452–461
 - description 448,449,477,478
 - implement 462–472
 - live chat 466,467
 - loyalty programmes 463–465
 - marketing 462
 - model 449,450
 - sales 462,463
 - service fulfilment 463
 - service invoked by customer 463
 - sms 466
 - social media CRM 468–470
 - tools 472–474
 - value of 460,461

D

- dashboards, social media 431
- data [*see also* Google; qualitative and quantitative data]
 - advantages of data tracking 626,667
 - analyse for marketing 458,459
 - analytics for 78,456,622,624,660
 - big data 625
 - bounce 119
 - clickthrough 119
 - collating and organising 457,458
 - customer 452–455
 - customer relationship management (CRM), traditional 455
 - description 624
 - fresh 458
 - gathering 80,452,664
 - keywords 119
 - mining and hypotheses 455,456,625,626
 - monitoring 456,457
 - nature of 47
 - performance monitoring trends 624,625

- tracking 626–629
- technology 676
- visualisation 643–647
- data, analysing [*see also* data]
 - funnel analysis 640
 - in-page heat maps 243
 - segmentation 641,642
 - track - analyse - optimise (TAO) 638
- database, for digital direct marketing 491–493,505
- data gathering [*see also* data, tracking]
 - acquisition 631
 - behaviour 639
 - conversion optimisation 664
- data mining [*see also* data]
 - description 625,626
- data sentiment analysis [*see also* sentiment analysis]
 - tools for 62 [*see also* Google; Twitter]
 - tools, premium 63 [*see* tools of the trade]
- day in the life of the customer (DILO) [*see also* customer]
 - marketing tool 32
- defaults 37 [*see also* behavioural economics]
- demand-side platform (DSP) 677 [*see also* advertising technology]
- design thinking 48,49
 - five stages of 49
 - re-thinking 49
- device, mobile, responsive websites to 141 [*see also* website]
- Dial-up 12 [*see also* internet]
- digital advertising (online advertising) [*see also* ads]
 - ad servers 606,607
 - advantages 611,612
 - brand awareness 592,593
 - challenges 612
 - click, as key differentiator 594
 - demand, creating and satisfying 593
 - description 590,614,615
 - future of 610,611
 - implementing, guide to 608–610
 - objectives 592–594
 - online appearance options 602–606
 - payment models 600–602
 - response 594
 - sales 594
 - success, measuring 612,613
 - targeting and optimising 606,607
 - tracking 594,608
 - types of display ads 594–600
- digital communication technology
 - and global lockdowns 72
 - and international social distancing 72
 - description of 72,74,75
- digital direct marketing [*see also* email; mobile]
 - advantages 510
 - description 482,512,513
 - challenges 510–513
 - database, 491–493,505
 - email 484–501,505
 - measuring success of 507–509
 - mobile 487,488
 - options 484
 - process, step by step 491–501
 - sms service provider 488,489
 - sms writing 501–504
 - tools 509,510
- digital disruption 24,25
- digital ecosystems 697,698
- digital marketing
 - affordances of 14,15
 - branding and public relations 4
 - disciplines 261,262
 - email marketing 261
 - powerful tool 18
 - properties of *see* affordances
 - search engine optimisation 261
 - social media marketing 261
 - symbiotic relationship between businesses and customers 2
 - two-way communication 18
 - websites, at heart of 170
- digital marketing strategy
 - aligned with business objectives 81
 - context 84
 - empirical by nature 81,94
 - evaluation 87–89
 - goals 85,86
 - key performance indicators (KPIs) 85–87
 - objectives 85,86
 - ongoing optimisation 89,90
 - separate from core strategy 80
 - SMART objectives 85
 - steps for 84–90
 - tactics 86–89
 - targets 87
 - value exchange 84,85
- digital transformation 77 [*see also* situational analysis]
- digital writing [*see* content writing]
- DILO [*see* day in the life of the customer]
- direct marketing [*see* digital direct marketing]
- display ads [*see also* digital advertising]
 - banner ads 596
 - floating ads 598
 - interstitial banners 597
 - map ads 599
 - native content 600
 - payment models 600–602
 - pop-ups and pop-unders 597
 - responsive display ads 594–596
 - sponsored content 600
 - standard banner ads 597
 - types 594–600
 - video ads 599
 - wallpaper ads 599
- domain name [*see also* website, setting up]
 - area, target 226
 - brand, build 227

- choose quickly, act fast 227
 - domain registrars 226
 - easy to spell name 226
 - extensions, choose 226,227
 - hyphens, avoid 226
 - keywords for the product 226
 - memorable name 226
 - numbers, avoid 226
 - purchase a 226
 - research the name for trademarks, copyright 226
 - short name 226
- E**
- ecommerce
 - advantages of 235
 - channels 213,214 [see also m-commerce; s-commerce]
 - challenges 236
 - Covid-19 influence 210
 - cross-channel commerce 220
 - Google Analytics, benefits 233,234
 - growth of 210
 - multi-channel commerce 220–222
 - omnichannel commerce 221,222
 - online marketing analytics 233
 - online store 237,238
 - product analytics 233
 - store 230,231
 - supply-chain management 233
 - tools 234,235
 - tracking, funnel 233,234,640,641
 - types of 212,213,238 [see also business to business (B2B); business to consumer(B2C); consumer to business (C2B); consumer to consumer (C2C)]
 - website, setting up 224–230
 - ecommerce platform [see also website, setting up]
 - range of 228,229
 - ecommerce store [see also ecommerce]
 - destination 231
 - inventory management 230
 - order management 231
 - order tracking 231
 - returns 231
 - warehouse management 230
 - ecommerce websites
 - conversion optimisation, testing 657,658
 - email
 - designing an 494–501
 - parts of an 494–497
 - email marketing
 - channel for marketing 307,308
 - database 491–493
 - deploying 505
 - digital marketing discipline 261,484,485,486
 - m-commerce platform 217
 - mobile 489,490,491
 - sender reputation 505,506
 - service providers (ESP) 487
 - testing for conversion optimisation 655
 - Essential Metrics to Track (2021) 286–288 [see also metrics]
 - extensions, choose domain [see also domain name]
 - copyright 226
 - popular 227
 - trademarks 227
 - extrinsic motivators 28–30
- F**
- Facebook [see also platforms; social media advertising; social media marketing]
 - ads manager 346
 - advertising and marketing with 365–367,369,521,526, 527,539,540
 - advertising formats 534–536
 - advertising solutions 534
 - analytics 368,369
 - audience options 536–538
 - awareness, objective 534
 - consideration, objective 534
 - conversion, objective 534
 - features 361–365
 - formats, types of 534–536
 - Meta 360
 - Pixel 539
 - selling on 367,368
 - statistics 360,361
 - video 345,346
 - first-time visitors to website 642 [see also segmentation]
 - flat rate or sponsorship 601 [see also display advertising, payment models]
 - floating ads 598 [see also digital advertising]
 - focus groups 58,59 [see also in-person focus groups, online focus groups, online research methodologies]
 - forms [see also webpage]
 - assistance 155
 - reCAPTCHA 156, 157
 - relevance 155
 - steps and sections 155
 - tool for gathering information 154
 - validation 155,156
 - four Ps [see also marketing strategy]
 - placement or distribution 82
 - price 82
 - products and services 82
 - promotion 83
 - funnel analysis [see also ecommerce; web analytics]
 - conversion points, steps 640
 - description 640
 - tracking 233,234,640
- G**
- geographical location [see also segmentation]
 - geotargeting [see language and location targeting]
 - global citizens and their 'tribe' 24–26
 - national identity 25
 - niche communities 25

global COVID-19 pandemic 74
 global lockdowns 72 [see also international social distancing]
 Google [see also data sentiment analysis; search advertising; search engine optimisation]
 Accelerated Mobile Pages (AMP) 567
 Ads 17,131,560,562,563
 advertising 551
 alerts 62
 algorithm 100
 analytics 234
 Analytics 4 627,628,629
 Core Web Vitals 119
 extensions 569-575
 Merchant centre 129
 mobile-first indexing (2020) 119
 my business 124
 news 62
 Optimize as tool 667
 PageSpeed 119
 patent search 62
 reCAPTCHA (I'm not a robot) 156,157
 responsive ads 563,564
 responsive text ads 564-567
 search central 127,128
 search engine 52,121,217
 third-party cookies, end of use 2023 676
 URL, display 567-569
 video search 62
 Google Analytics 4
 configuration 637
 difference 627
 free connection to BigQuery 627
 measuring models 627
 metrics 638
 monthly limits 627
 reports 630-635
 setting up 628
 tags 629
 tool 234
 Universal Analytics, replaced by 627,628
 GoToMeeting 59 [see also online focus groups]
 'go viral' [see also video content]
 enticing 330
 remarkable 330
 shareable 331
 short 331
 trending topic 330
 unique 330

H

heuristics 34 [see also behavioural economics]
 hosting package [see also website, setting up]
 cloud hosting 228
 content delivery network (CDN) 227, 228
 speed 227
 traffic to site (uptime and performance) 228
 HubSpot, conversion optimisation tool 667

I

industry and product [see also ecommerce]
 competition 225
 customers want to buy online 225
 key factors 225
 margin 225
 passion 225
 price 225
 shipping costs 225
 information architecture 146 [see also website]
 in-page heat maps 394,642 [see also data, analysing]
 in-person focus groups 59 [see also online focus groups]
 requirements for 59
 Instagram
 advertising and marketing 380,381,527,528,541,542
 analytics 382
 awareness 539
 consideration 539
 conversions 540
 description 378,382
 features 378-380
 statistics 378
 targeting options 541
 types, advertising 540,541
 international social distancing 72 [see also global lockdowns]
 internet [see also ADSL; Broadband; Dial-up; 3G; 4G; 5G; wifi; WiMAX]
 access 12
 communications channel 13,14
 conversations, tracking 14
 description of 11
 devices 12,13
 environment 12,13
 function of 11,12
 marketing 13
 primary research 51,52
 privacy interest, preserve 676
 qualitative and quantitative data 49,52,53
 research channel 13,46
 secondary research 50,51,52
 traditional media 13
 interstitial banners 597 [see also digital marketing]
 intrinsic motivators 30,31

J

Jamboard 59 [see also online focus groups]

K

key performance indicators (KPIs) 85-87,284-286 [see also metrics]
 keyword research [see also search engine optimisation]
 body content 113
 bold 113
 brainstorm 108,109
 broad match 575
 competition 107
 content 111,112

- context 111
- data 110
- exact match 576
- foundation of search 105,106
- H1 header tag
- link anchor text 113
- match types 575,576
- media, optimising 113,114
- meta description 113
- negative keywords, match 576
- phrase match 576
- related concepts 112
- search ads 575,576
- search volume 106
- title tag 113
- tools 110
- URL 113
- user intention 111
- keywords and match types [*see also* Google; search advertising]
 - broad match 575
 - exact match 576
 - negative keywords 576
 - negative match 576
 - phase match 576
 - search engine interprets 575
- Kissmetrics, conversion optimisation tool 667
- L**
- landing pages 567–569,642,657 [*see also* conversion optimisation; search advertising; segmentation]
- language and location targeting 576 [*see also* search advertising]
- LinkedIn
 - advertising and marketing 396,529,530,545
 - analytics 396,397
 - awareness 545
 - consideration 545
 - conversion 545
 - description 393,397
 - features 394–396
 - statistics 393,394
 - targeting options 546,547
 - types, advertising 545,546
- links [*see also* search engine optimisation]
 - authority, link 116,117
 - competitor analysis 118
 - content 117,118
 - function of a 115
 - games, create 118
 - parts of a 115,116
 - popularity 115
 - software 118
 - widgits 118
- long copy, online content writing 306–309
 - blogs 308,309
 - emails 307,308
 - news release 307
 - website copy 309
- loss aversion 34 [*see also* behavioural economics]
- M**
- map ads 599 [*see also* digital advertising]
- m-commerce [*see* mobile commerce]
- media, optimising [*see also* keywords]
 - images 113–115
 - video 113
- marketing
 - day in the life of a customer as tool 32
 - description of 4,5
 - offline marketing 14
 - online marketing 14
 - primary functions 4
 - roles of 5,6
- marketing strategy [*see also* business and brand strategy]
 - business achievement as goal 71,74
 - building blocks of 81,82,83 [*see also* Porter's five forces analysis, SWOT analysis]
 - situational analysis, pillars of 76–80
- market research [*see also* internet, online market research]
 - importance of 47,48
 - key concepts 49
 - primary research 49–51
 - quantitative and qualitative data 52,53
 - research methodology 49,50
 - sampling 49,53,54
 - secondary research 49–51
 - supplement to the quantitative data 69
- Meta 360 [*see also* Facebook]
 - core products 360
 - Mark Zuckerberg 360
- metrics 286–288 [*see also* key performance indicator (KPI)]
 - company revenue 287,288
 - description of 286
 - engagement 286,287
 - Essential Metrics to Track (2021) 286–288
 - SEO outcome 287,288
 - user behaviour 286,287
- mobile [*see also* user experience design]
 - content, assessable 141
 - direct marketing 487,488
 - difficult inputs 141
 - email on, 489–491
 - limitations 141
 - mobile websites (mobi sites) 141
 - native and web applications (apps) 141
 - privacy and permission 487
 - reduce loading time for websites
 - relationships 488
 - responsive websites (websites that adapt to the device) 141
 - slow connection speeds 141
 - slow hardware 141
 - value and reciprocity 488

- mobile advertising [*see also* digital advertising]
 - blind networks 604,605
 - description 604
 - gaming console advertising 605
 - premium blind networks 605
 - premium networks 605
 - mobile commerce (m-commerce) [*see also* social commerce]
 - access 216
 - adoption of 216
 - applications versus web for 217
 - benefits 216,217
 - broadband technology 216
 - content, rich 216
 - convenience 216
 - costs 216
 - data costs 216
 - description 214,215
 - email 217
 - gratification 216
 - increasing users 216
 - payments, mobile 216
 - reasons for growth 216
 - rich content 216,217
 - social media 217
 - technology, improved 216
 - transactions, host of 213,215
 - use, ease of 216
 - web versus applications for 217
 - mobile marketing
 - as digital marketing discipline 262
 - mobile metrics 638
 - mobile search [*see also* website]
 - barcodes 122
 - content format for 123
 - crawable, usable site 123
 - differences in approach 123
 - devices 121
 - fundamentals 123
 - images 122
 - links 123
 - mobilegeddon update 122
 - mobile-specific sitemaps (XML site maps) 123
 - mobile version for website 123
 - voice 122
 - mobile user [*see also* user design]
 - goal orientated 140
 - limitations of mobile 141
 - locally focused 141
 - search dominant 140
 - time conscious 140
 - mobile, writing content for 309,310 [*see also* content writing for digital platforms]
 - mobi sites (mobile websites) 141 [*see also* websites]
 - motivation, understanding [*see also* customer]
 - extrinsic motivators 28,29,30
 - intrinsic motivators 30,31
 - understanding 31
 - multi-channel commerce 220–222
- N**
- native advertising 604 [*see also* digital advertising]
 - native content 600 [*see also* digital advertising]
 - Netflix 24,25 [*see also* digital disruption]
- O**
- offline marketing 14
 - omni-channel
 - approach 16
 - description of 16
 - omnichannel commerce 221,222
 - one-way communication 16
 - online advertising [*see* digital advertising]
 - online copy foundation of a website 322 [*see also* website]
 - online copy writing, types of 299–310
 - online focus groups 54,58,59 [*see also* in-person focus groups, online marketing, online research methodologies]
 - benefits of 14,54,59
 - consumer views 59
 - GoToMeeting 59
 - in-person 59
 - Jamboard 59
 - options for 59
 - Skype 59
 - technologies 58
 - Zoom 58,59
 - online listening [*see data* sentiment analysis]
 - online marketing research [*see also* regular market research]
 - benefits 47,48
 - online monitoring software [*see also* data sentiment analysis]
 - Brandwatch 431
 - DataEQ 431
 - Hootsuite 431
 - SEMRUSH 431
 - social media 431
 - online research methodologies
 - conversion optimisation 64
 - listening labs 64
 - online ethnography 63
 - online focus groups 54,58,59
 - online monitoring 54,60–63
 - online research communities 63,64
 - personal interviews 63
 - surveys 54–58,64–66
 - tools of the trade 65,66
 - online store
 - alias domains 232
 - content marketing strategy 231
 - customer reviews 232
 - landing pages
 - product merchandising and SEO 232
 - product videos 231
 - registration and checkout 233
 - search 232,233
 - site speed and performance 233
 - social media campaigns 232

P

- payment gateway [see also website, setting up]
 - authorisation 229
 - encryption 229
 - filling the order 229, 230
 - offsite 230
 - onsite 230
 - transaction, three steps 229,230
- payment models [see also social media advertising]
 - Ad Dynamo 525
 - cost per click (CPC) 525
 - cost per engagement (CPE) 525
 - cost per thousand impressions (CPM) 525
 - display advertising 600–602
 - optimised cost per mille (oCPM) 525
- pay-per-click 560 [see also search advertising]
- performance monitoring and trends 624,625 [see also data]
- PESTLE influences 76,77,525 [see also situational analysis]
- Pinterest
 - advertising and marketing 398,530,531,547
 - awareness, build
 - consideration, drive 547
 - description 397
 - options 547,548
 - sales, grow 548
 - sales, offline 548
 - targeting options 548
 - tips 548
 - types, advertising 548
- Pixel 539 [see also Facebook]
- platforms [see also channels; social media advertising]
 - algorithmic curation, created by 256, 257
 - Facebook 279–281,345,346,526,527,534–539
 - Google+ 279,280
 - Instagram 281,527,528,539–542
 - LinkedIn 281,529,530,545–547
 - Pinterest 279–281,530,531,547–548
 - popular platforms for advertising 526–533,550,551
 - social media 279,280,430,533–551
 - Snapchat 531,532,549–550
 - TikTok 279,280
 - Twitter 281,528,529,542–544
 - Yelp 532,533
 - YouTube 279, 343,433
- podcast 401–402
- pop-ups and pop-unders 597 [see also digital advertising]
- Porter's five forces analysis 81–83 [see also SWOT analysis]
- premium booked media 603 [see also digital advertising]
- press releases as content writing 307 [see also content writing for digital platforms]
- pricing biases 33,34 [see also behavioural economics]
- primary research 49–51 [see also market research, secondary research]
- privacy and data protection 686–688
- product [see industry and product]
- programmatic advertising [see also advertising technology]
 - artificial intelligence (AI) positioning 679,680

- augmented reality 681
 - description 678,679
 - Internet of Things (IoT) 682,683
 - virtual reality ads 680
- protocol, social media 435,436

Q

- qualitative and quantitative data 49,52,53 [see also market research]

R

- reCAPTCHA 156,157 [see also Google]
- Reddit 398,399
- regular market research [see also online market research]
 - reasons for conducting 48
- research [see also online research methodologies]
 - advantages 66–68
 - challenges 66
 - engines 52
 - importance of research 65
 - internet 51,52
 - methodology 50
 - online research methodologies
 - primary research 50–52
 - qualitative data 52,53
 - quantitative data 52,53
 - sampling 53,54
 - secondary research 50,51
- research error [see surveys]
- research methodology 49,50 [see also market research]
- response rates from online research 64 [see also online research methodologies, surveys]
- responsive display ads 594–596 [see also digital advertising]
- responsive text ads [see also Google; search advertising]
 - description 564
 - copy writing 565
 - long tail 565–567
 - structure of 563,564
- retail [see total retail]

S

- sampling 49,53,54 [see also market research]
- s-commerce [see social commerce]
- search [see also webpage]
 - accurate, results 158
 - functions on a website 157
 - positioning, as navigational tool 158
 - results 158
- search advertising [see also Google; ads]
 - ads quality score 579
 - advantages 581,582
 - bidding and ranking 576–579
 - bidding process 578
 - bidding wars 582
 - campaign 562,563,580,581
 - challenges 581,582
 - click fraud 582

- conversion and clickthrough rates 577,578
- description 560,586
- elements 563–575
- extensions 569–575
- Google 560,562,563
- keywords 560,575
- match types 575,576
- measuring success 582,583
- responsive ads 563–567
- search engines 560
- targeting options 575,576
- tools 583,584
- tracking 579,580
- URL 567–569
- search engines [*see also* research]
 - advanced search 52
 - Google book 52
 - Google news archive 52
 - Google scholar 52
 - optimisation 100
- search engine optimisation (SEO) [*see also* search advertising]
 - areas, five main 103
 - black hat SEO 100
 - cookies 119
 - competition 107
 - data, access 119–125
 - description of 100,103
 - discipline 261
 - five main areas 131
 - keywords 105,106
 - links 115–118
 - list of don'ts 127
 - obstacles 103,104
 - off-page optimisation 103
 - on-page optimisation 103
 - organic or natural results 131
 - paid results 131
 - propensity to convert 107
 - search advertising 586
 - search volume 106
 - step-by-step keyword research 108
 - technical challenges 103,104
 - tools of the trade 128,129
 - two main strategies 103
 - types of search results 131
 - user's search activity 119–125
 - value per lead 107
 - voice search 104,105
 - website structure 103
 - white hat (SEO) 100
- secondary research 50,51,52 [*see also* market research]
 - internet and 51,52
- segmentation [*see also* data, analysing]
 - browsers, different 642
 - connection speed 642
 - first-time visitors 642
 - geographical location 642
 - landing pages 642
 - operating system 642
 - source, referral 641,642
- sentiment analysis [*see also* data sentiment analysis]
 - broad match 61
 - combinations of four types of searches 61
 - company 61
 - competitors 62
 - direct match 61
 - exclusive match 61
 - focus areas 60,61
 - four operators 61
 - inclusive match 61
 - industry 61
 - keywords as foundation to categorising and indexing the web 60
 - types of searches 61
- SEO [*see* search engine optimisation]
- short copy, content writing for 300–304 [*see also* content writing for digital marketing platforms]
 - ad extensions 304
 - call to action (CTI) 301–303
 - search adverts 304
 - titles and subject lines 303,304
- Simple Measure of Gobbledygook (SMOG) 320 [*see also* Sprout Social]
 - calculate reading level of copy 320
- sitemap [*see also* website]
 - content arrangement 149
 - description of 149
 - homepage 149
 - navigation 149
 - pages 149
 - process 149
 - static navigation elements 149
 - structural plan 148,149
- situational analysis [*see also* market strategy]
 - environment 76
 - four pillars of 76–80
 - PESTLE influences 76,77
 - understanding competitors 80
 - understanding customers 78–80
 - understanding the business 77,78
- Skype 59 [*see also* online focus groups]
- SMART objectives (specific, measurable, attainable, realistic, time-bound) 85
- SMS [*see also* customer relationship management]
 - content 502–504
 - credibility of 507
 - service provider 488,489
 - tool 466
 - sms writing 501–504
- Snapchat
 - advertising and marketing 389,531,532,549
 - analytics 389
 - awareness 549
 - consideration 549

- conversion 549
- description 388,389
- features 389
- statistics 389
- targeting options 549,550
- tips 550
- social commerce (s-commerce) [*see also* mobile commerce]
 - analytics 220
 - audience growth 218
 - benefits of 218–220
 - customer loyalty 219
 - ecommerce, subset of 217
 - engagement and traffic 219
 - search engine ranking 218,219
 - social media and 217,218
 - two-way communication 219
- social copy, content writing for 305,306 [*see also* content writing for digital marketing platforms]
- social information [*see also* Google]
 - Facebook 121
 - Google 121
 - links 121
 - network 121
 - social media properties 120,121
 - social search engines 121
 - YouTube 121
- social media
 - benefits for digital marketing 408,409
 - content, creation and sharing 409
 - digital marketing discipline 261
 - linked to content marketing strategy 408
 - monitoring 408
 - SEO benefits 408
 - seven key areas 354
 - targeted network 408
 - testing messages for conversion optimisation 656,657
- social media advertising [*see also* platforms]
 - advantages 551,552,555,604
 - call to action (CTA) 522
 - challenges 551,552
 - description 521
 - devices, test 521,522
 - images 521
 - implementing 533–551
 - links 522
 - payment models 525
 - platforms 521–533
 - success, measuring 552,553
 - test paid ads on unpaid posts 525
 - texts 521
 - tools 553
- social media marketing [*see also* email marketing; mobile commerce]
 - advantages of 405–409
 - advertising and 405
 - analytics for 402,403
 - blog 399–401
 - challenges of 406
 - customer relationship management (CRM) 468–470
 - consumers and 405
 - content sharers 405
 - description of 359,360
 - Facebook 360–369
 - Instagram 378–382
 - laws and 405,406
 - LinkedIn 393–397
 - m-commerce platform 217
 - Pinterest 397–398
 - platform 403,404
 - podcast 401–402
 - protocol, follow 404
 - Reddit 398–399
 - Snapchat 388–390
 - TikTok 382–388
 - Twitter 390–393
 - YouTube 369–373
 - Whatsapp 373–377
- social media platforms [*see also* social commerce]
 - Facebook 220
 - Instagram 220
 - LinkedIn 220
 - measuring tool for ROI 220
 - niche platforms 409
 - Pinterest 220
 - SlideShare 409
 - social media 430
 - Spotify 409
 - Tumblr 409
 - Twitter 220
 - Vine 409
- social media strategy [*see also* business; social media platforms]
 - advertising 420,425
 - bi-directional communication 420
 - brand attack, recovering from a 439,440
 - business challenges, solving 419,420
 - challenges, risks 440
 - communication 420,437,438
 - community guidelines 433
 - community management 420–422
 - content plan 434,435
 - creating, step by step 427–430
 - customer service and support 422,423
 - dashboards 431
 - description 418,419,436,437,442
 - documentation 432
 - negative communication 438
 - neutral communication 438
 - online monitoring software 431
 - platform insights 430
 - positive communication 438
 - protocol for communication and escalation 435,436
 - research and insight 420,426
 - response to customer 439

- reputation 420,423–425
- risks 440
- sales 420,425
- search engine optimisation (SEO) 420,426
- service 420
- steps in creating a 443
- three phases, part of 418,419
- URL shorteners 430,431
- UTM parameters 430,431
- web analytics 430
- sponsored content 600 [see also digital advertising]
- stock and flow [see also content marketing]
 - flow content 256
 - stock content 255
- supply-side platform (SSP) 577 [see also advertising technology]
- surveys [see also online research methodologies]
 - assurances 64
 - closed questions 57
 - description of 54
 - design 55,64
 - designing surveys 55,56
 - incentives 64
 - matrix and rating 58
 - open-ended questions 56
 - questionnaires 54,55
 - ranked or ordinal 57
 - research errors 64,65
 - respondent errors 64
 - respondents 64
 - sample errors 64,65
 - technology, use 55
 - tools of the trade 65,66
 - types of survey questions 56–58
- SWOT analysis (strengths, weaknesses, opportunities, threats)
 - 83,84

T

- targets 288 [see also key performance indicators (KPI)]
- technology [see advertising technology]
- test designing for conversion optimisation
 - A/B tests 659,660
 - analysis 662
 - conversion rate 661
 - participants 660,661
 - types 658,659,660
 - variations 661
- TikTok
 - advertising and marketing 384,385
 - analytics 386–388
 - businesses and 385,386
 - description 382,388
 - features 383,384
 - statistics 382,383
- tools for data sentiment analysis 62,63
- total retail [see also multi-channel commerce]
 - description 222–224

- track - analyse - optimise (TAO) 638
- tracking 289 [see also email providers; Google Analytics; social media platforms]
 - multiple tools to use for 289
- traditional market research 47 [see also online market research]
- traditional media 13 [see also content writing; internet]
 - writing for 290
- Twitch 399
- Twitter [see also data sentiment analysis; social media]
 - advertising and marketing 392,393,528,529,542
 - analytics 393
 - awareness 542
 - conversions 542
 - description 390,393
 - features 390–392
 - keyword targeting 62
 - promotion 542
 - statistics 390
 - targeting options 544
 - tips 544
 - types, advertising 542–544
- two-way communication 16 [see also one-way communication]

U

- Uber 24,25 [see also digital disruption]
- unique selling point (USP) 77
- Universal Analytics [see also Google Analytics 4]
 - description 628
 - difference 627
- upload on platform [see also platform; video production]
 - dailymotion 334
 - Facebook 334
 - Vimeo 334
 - website 335
 - YouTube 334
- Urchin Tracking Module (UTM) parameters 430,431
- URL [see also Google; search advertising]
 - bit.ly 430
 - display 567
 - goo.gl 430
 - Hootsuite 430
 - shortening services 430
 - usage data 430,431
- user design for website, principles for desktop and mobile [see also user experience; website]
 - ‘about us’, personal information 145
 - associations, belonging to 145
 - awards received 145
 - communicate, consistently 143
 - content (updated information) 145
 - conventions adherence (rules) 142–144
 - credibility (trustworthy, legitimate) 144,145
 - eCommerce, reputable sales channel 145
 - errors, no (spelling and grammar mistakes) 145
 - feedback 143
 - language, plain 144
 - links to credible references, endorsements 145

- loading time, reduce 143
- looks, professional 145
- mobile design 140,141
- mobile users 140,141
- options, fewer 144
- principles 139-145
- questions when designing 139,140
- simplicity 143,144
- social media presence 145
- spaces, empty 144
- streamline user experience 143
- testimonials, genuine 145
- usability 142,143
- website elements kept consistent 142
- user experience (UX) design [see also website]
 - accessibility 138
 - advantages 160
 - benefits of 138,139
 - categories 137
 - creative category 137,138
 - credibility 138
 - description 137
 - desirability 138
 - disadvantages 160
 - findability 138
 - functional category 137,138
 - implementing, requirements of the process 146-160,165
 - qualities of UX (six) 138
 - testing 160,161
 - tools 161,162
 - usefulness 138
- USP [see unique selling point]
- UTM [see Urchin Tracking Module]

V



- video
 - description 326,327
- video ads 599 [see also digital advertising]
- video content
 - ads 329
 - description of 328
 - 'go viral' 329,330
 - nature of 329
 - tools 328,329
- viewable cost per thousand impressions vCPM 600 [see also display advertising, payment models]
- visual design [see also website]
 - colour 159
 - imagery 160
 - principles of 159,160
- video marketing
 - content marketing strategy, cornerstone of 350
 - digital marketing discipline 261
 - forms of online video content 326
 - tools 348
- video measuring
 - metrics 347

- video production 331-342
 - advantages of 346,347
 - analyse data 341,342
 - audience 331
 - best practice, follow 333
 - cards, video 340
 - challenges 346,347
 - comments, encourage 339
 - community, engage 341
 - conceptualising 331
 - content is the brand 331
 - editing 333
 - embedding 339
 - end screens 340
 - Facebook video 345,346
 - honest with yourself 333
 - identity 332
 - interviews 332,333
 - keyword optimising 335,336
 - ratings 339
 - sharing 339
 - sound, prioritise 332
 - story, tell a 333
 - subscriptions 339
 - tags 338
 - thumbnail 340
 - titles 336-338
 - upload on platform 334,335,340,341
- video promotion
 - content, find online 342
 - earned 342,343
 - paid 344,345
 - social sharing 343
 - YouTube 343,343

W

- wallpaper ads 599 [see also digital advertising]
- web analytics 430,638 [see also data, analysing; social media strategy]
- web analytics tools 638
- web design (visual interface)
 - considerations 173
 - credibility 173
 - description of 173
 - footers 173
 - headers 173
 - interface 174
 - layout 173
 - navigation 173
- webpage, layout [see also website]
 - calls to action (CTAs) 153,154
 - content area, central 151
 - elements, necessary 153
 - footer 151
 - forms 153-156
 - four zones 150,151
 - header (top)151

- high-fidelity wireframes 152
 - low-fidelity wireframes 152
 - prototypes 152,153
 - search 153,157,158
 - sidebar 151
 - wireframes (skeletal outlines) 152
 - website [see also search engine optimisation (SEO); user design, principles of]
 - autocomplete 143 [see also predictive text]
 - communicate, consistently 143
 - content 117,144,147,148,322,331
 - don'ts when building a website 142 [see also setting up a]
 - feedback, give 143
 - games, create 118
 - hierarchy, pyramid style 148
 - interactivity 120
 - language used 147
 - loading performance 119
 - loading time, reduce 143
 - links 117
 - mobi sites (mobile websites) 141
 - navigation 150
 - PDF's, create useful 117,118
 - predictive text 143 [see also autocomplete]
 - relevance of content 148
 - setting up a 225-230
 - sitemap 148,149
 - software 118
 - structure 103,146,147,148
 - tone of, 147
 - video content 331
 - visual design 159,160
 - visual stability 120
 - webpage, layout 150-153
 - widgets 118
 - video-sharing websites 350
 - website, setting up ecommerce [see also domain name; ecommerce platform; hosting package; payment gateway; (SSL) certificate; webpage; website]
 - certificate, secure (SSL) 225
 - description of 225-230
 - domain name 225
 - ecommerce platform 225
 - hosting package 225
 - payment gateway 225
 - website, writing for 309 [see also content writing for digital platforms]
 - Whatsapp
 - advertising and marketing 375,376
 - analytics 376,377
 - businesses and 374,375
 - description 373,377
 - features 374
 - statistics 373,374
 - wifi 12
 - WiMAX 12
 - writing tips 278 [see also content creation]
- Y**
- Yelp 532,533 [see also platforms]
 - YouTube
 - advertising and marketing 371,372,550,551
 - analytics 372,373
 - community guidelines 433
 - community tab 372
 - description of 369,373
 - features 370,371
 - sensitive content 433
 - shorts 371
 - spam and deceptive practices 433
 - statistics 370
 - video sharing market 342,343
- Z**
- Zoom 58,59 [see also online focus groups]



GLOSSARY

A/B test Also known as a split test; involves testing two versions of the same page or site to see which performs better.

Above the fold The content that appears on a screen without a user having to scroll.

Accessibility The degree to which a website is available to users with physical challenges or technical limitations.

Active verb A word that conveys action or behaviour, and, in a call to action, tells a reader what to do.

Adaptive web design Websites that respond to a user's screen size by loading predefined layouts.

Ad blocker A piece of software designed to prevent advertisements from appearing on a web page.

Ad Server The technology that places ads on websites.

Ads manager An online dashboard provided by Facebook where one can view, edit, and access performance reports for campaigns, ad sets, and individual ads. You can view all your campaigns, track your payment history, make changes to your bids and budgets, export ad performance reports, and pause or restart your ads on Facebook, Instagram, or Messenger.

AdTech A set of technologies used for managing advertisements across channels, including search, display, video, mobile, and social with functions for targeting, design, bid management, analytics, optimisation, and automation of digital advertising.

Ad types The kind of ads you can create on social media, such as Twitter Cards, Facebook sponsored posts, or Lenses or Geofilters on Snapchat.

Advertising The payment to place promotional images in a variety of online and offline media.

Algorithm Mathematical, computational, or statistical method pre-determined to take a number of variables into account and output a single, quantifiable result that is a function of all the variables.

Alt text Also called 'alt tag'. The 'alt' attribute for the IMG HTML tag. Used in HTML to attribute a text field to an image on a web page, normally with a descriptive function, telling a search engine or user what an image is about and displaying the text in instances where the image is unable to load.

Analytics Information resulting from the systematic analysis of data or statistics.

Anchor text A text link, or backlink, that refers visitors to your site from another with SEO benefits, passing relevance and authority from the referring site.

Animated GIF A GIF (type of image file) that supports animations and allows a separate palette of 256 colours for each frame.

Annotation A comment or instruction, usually added as text, on a YouTube video. A YouTube annotation may contain

links directing users to other pages within YouTube or, if a brand is willing to pay, to outside websites. These have been phased out as of 2017 and replaced with video cards.

APIs A set of functions and procedures allowing the creation of applications that access the features or data of an operating system, application, or other service.

App store optimisation (ASO) The process of optimising mobile and web applications to improve the organic visibility of these 'apps' in specific web stores' search results in which they are distributed, as well as their visibility in general search engines like google.co.za.

Artificial Intelligence (AI) The theory and development of computer systems able to perform tasks normally requiring human intelligence, such as visual perception, speech recognition, decision making, and translation between languages.

Attention economy The idea that human attention is a scarce commodity, i.e., seeing attention as a limited resource.

Audience The group of people at which a marketing communication is targeted.

Augmented Reality (AR) A technology that superimposes a computer-generated image on a user's view of the real world to provide a composite view.

Automation A range of technologies that reduce human intervention in processes. Human intervention is reduced by predetermining decision criteria, subprocess relationships and related actions, and embodying those predeterminations in machines.

Avatar A manifested online identity on social media and other online communities based on anything the user chooses. The personal image the user wants to project to other users.

Backlink All the links from pages on external domains pointing to pages on your own domain. Each link from an external domain to a specific page is known as an inbound/backlink. The number of backlinks influences your ranking, so the more backlinks the better.

Banner An online ad in the form of a graphic image that appears on web pages and mobile sites

Benefit The positive outcome for a user that a feature provides.

Bitmoji A brand name for a digital cartoon image (like an avatar), intended to look like and represent individual people, used in electronic communication.

Blog Short for weblog. A type of website that allows users (bloggers) to post entries and self-published musings on different topics and often allows readers to comment on these posts.

Bots An autonomous programme on the internet or another network that can interact with systems or users.

Bounce When users leave a site before navigating from their landing page to another.

- Bounce rate** The percentage of people navigating away from a website.
- Branding (or visual identity or corporate identity)** Terms that refer to the look and feel of your business. In this context, it is used when discussing how your logo, colours, and styling elements are translated from traditional print-based assets to digital.
- Breadcrumbs** Links, usually on the top of the page, that indicate where a page is in the hierarchy of the website.
- Business-to-business (B2B)** When businesses sell products or services to other businesses and not to consumers.
- Business-to-consumers (B2C)** When businesses sell products or services to consumers.
- Business intelligence/insights** Data that can help businesses understand the factors influencing their success and how these can be used to benefit them.
- Business Objectives** The results of what the business aims to achieve.
- C2B** Consumer to business, where consumers sell products to business, such as freelance services.
- C2C** Consumer to consumer, where consumers sell products directly to other consumers.
- Cache** Files stored locally on a user's browser to limit the amount of data called from the server on a return visit.
- Call to action (CTA)** A phrase written to motivate the reader to take action (sign up for our newsletter, book car hire today, etc.). CTAs are usually styled differently from other copy on a page so that they stand out and draw attention.
- Campaign** A series of actions that are organised and implemented to achieve a goal.
- Canonical** Refers to a definitive URL in SEO. The canonical version is the definitive version.
- Captions** Text that appears over a video that labels a scene, identifies a location or person, or narrates dialogue on screen. Captions can be either open or closed.
- Carousel ads** An ad form that allows a brand to show multiple images and/or videos with a link to action in a single ad on a social media platform.
- Cascading style sheets (CSS)** A programming language that defines the styles, such as fonts and colours, used to display text and content. Web pages are one of the places that this language is used.
- Churn rate** The annual percentage rate at which a business loses customers.
- Cinemagraph** Online photographs, with elements that move, that use looped video published as an animated GIF (or other video format) and give the impression that the viewer is watching an animation.
- Click path** The journey a user takes through a website.
- Clickthrough** A click on a text ad link that leads to a website.
- Clickthrough rate (CTR)** A metric to measure performance of an online advertisement. Calculated using the total clicks on a link divided by the number of people who saw the advertisement, expressed as a percentage.
- Client-side** Scripts that run in a user's browser, rather than on a web server.
- Common page elements** Items that appear on every page of a website.
- Community guidelines** The rules and principles that community members must adhere to when communicating on a social media platform.
- Community management** The building, managing, and monitoring of online communities generated from your brand's blogs, forums, social network pages, etc.
- Connected customer** Consumers who use internet-enabled devices. These offer opportunities for data collection.
- Content** Any item posted online. Includes status updates, images, posts, videos, and any copy.
- Content audit** An assessment and evaluation of the existing content that a brand publishes.
- Content brief** An instructional document that provides the writer with information that guides what is expected from the piece of content to be written.
- Content management system (CMS)** A software system that allows an administrator to update the content of a website, so that a developer is not required.
- Content marketing** Happens when sharing valuable, entertaining content that is not directly aimed at generating sales.
- Content optimisation** The process of writing content in a way that it may reach the largest possible target audience on the web.
- Content strategy** The discipline that is responsible for guiding the planning, creation, development, and management of content in line with business goals.
- Convention** A common rule or tried-and-tested way in which something is done.
- Conversion** Completing an action or actions that the website wants the user to take. Usually results in revenue for the brand in some way. Include signing up to a newsletter or purchasing a product.
- Conversion funnel** A defined path that visitors should take to reach the final objective.
- Conversion objectives** A measurement of a completed action that you want users to take on your website or platform.
- Conversion rate** The number of conversions divided by the number of visitors, expressed as a percentage.
- Cookie** A small text file that is used to transfer information between browsers and web servers. They help web servers to identify users across the web and to provide the right content when it is requested.

Cost per acquisition (CPA) Sometimes called cost per lead. The cost of acquiring a new customer.

Cost per action (CPA) The amount paid when a certain action is performed by a user.

Cost per click (CPC) When an advertiser pays only after their ad is clicked on, giving them a visitor to their site typically from a search engine in pay-per-click search marketing or programmatic CPC buying engines.

Cost per mille/thousand (CPM) Paid advertising option where companies pay a price for every 1000 impressions an ad receives.

Count Raw figures captured for data analysis.

Cover image The main image on a social media page. It needs to catch the attention of the user, be consistent with your brand, and encourage the user to read more on the page to engage further with your brand.

Credibility In this context, how trustworthy, safe, and legitimate a website looks.

Cross channel commerce Strategic maximisation of customer relationships beyond the initial engagement channel.

Crowdsourcing Taking a job traditionally performed by a professional and distributing it to an undefined, generally large group of people in the form of an open call.

Customer-centric Placing the customer at the centre of an organisation's business planning and execution.

Customer A person who buys or uses goods or services, with whom a company should develop a relationship.

Customer experience (CX) The customers' holistic perception of their experience with a business or brand. The result of every interaction a customer has with a business, from navigating the website to talking to customer service and receiving the product/service they purchase.

Customer experience map A visual representation from the beginning to the end of the purchase experience from the customers' perspective, including their needs, wants, expectations, and overall experience.

Customer intelligence The process of gathering and analysing information about customers to improve customer relationships and allow for more strategic business decisions.

Customer lifetime value (CLV) The profitability of a customer over their entire relationship with the business. CLV assists with segmentation.

Customer persona A detailed description of a fictional person to help a brand visualise a segment of its target market.

Customer relationship management (CRM) A strategy for managing a company's interactions with clients and potential clients. It often makes use of technology to automate the sales, marketing, customer service, and technical processes of an organisation.

Database In email marketing, the list of prospects to which emails are sent. Contains additional information pertinent to prospects.

Data intelligence The process of gathering and analysing information about customers to improve customer relationships and make more strategic business decisions.

Data mining The process of analysing data to discover unknown patterns or connections.

Data protection regulations Developed to control how personal and private customer information is used or processed by organisations or government bodies.

Data sentiment analysis The systematic analysis of subjective materials, such as survey responses or social media posts, in order to determine the attitude and intended emotional communication of the customer.

Demographics Statistical information about a particular population, such as age, gender, language, or location.

Digital transformation The process of becoming a digital enterprise, using technology to evolve all aspects of its business (what it offers, how it interacts with customers, and how it operates)

Display advertising A form of advertising that uses a banner with images, text, logos, and/or video to showcase brand messaging.

Display network A collection of content websites that serve pay-per-click ads from the same provider, such as Google Ads. Other bid options include impressions, viewable impressions, and conversions.

Distribution The process of ensuring products and services are available where and when they are needed.

Domain name system (DNS) DNS converts a domain name into an IP address. DomainKeys, an email authentication system designed to verify the DNS domain of an email sender and the message integrity.

Domain name The easy-to-read name used to identify an IP address of a server that distinguishes it from other systems online.

Double opt-in The act of getting subscribers to confirm their initial subscription via a follow-up email asking them to validate their address and hence opt-in again.

dpi Dots per inch (in an image). On the web, the screen resolution is 72dpi.

Dynamic data Data that is constantly updated and evaluated to provide a dynamic changing view of the customer.

Dynamic keyword insertion In paid search advertising, allows keywords used in searches to be inserted automatically into advert copy.

eCommerce The buying and selling of products and services, including funds and data, electronically.

- Editor** A person who determines the ultimate content of copy, traditionally in the newspaper, magazine, or publishing industry context.
- Editorial calendar** A schedule that serves as a central calendar for content producers that shows the content topics, formats, platforms, production timelines, workflows, and deadlines for all involved in the editorial process.
- Email service provider (ESP)** A service that helps you design and send emails.
- Embedding** Taking video from an online video provider and posting it elsewhere on the web.
- Event** A step a visitor takes in the conversion process.
- Events** The hosting or sponsoring of events that enhance the brand's reputation, raise awareness, and reflect its values.
- Facebook business manager** A service from Facebook that assists with managing access to multiple pages and ad accounts. Ideal for businesses that need different permissions for different people in the organisation.
- Fake news** Describes news that cannot be verified. Normally pushed through social media to drive a certain viewpoint.
- Feature** A prominent aspect of a product that is beneficial to users.
- Feed** The section of a social media platform where user updates and advertisements are displayed. Feeds are where social media users spend the majority of their time.
- Fidelity** An interface design. A low-fidelity prototype will be basic, incomplete, and used to test broad concepts. A high-fidelity prototype will be quite close to the final product, with detail and functionality, and can be used to test effectiveness and usability.
- Focus group** A form of qualitative research where people are asked questions in an interactive group setting. From a marketing perspective, an important tool for acquiring feedback on new products and various topics.
- Forum** A website where users can engage in discussions by commenting on threads or previous posts made.
- Funnel** In web analytics or conversion optimisation, an established set of steps a user should take in reaching a goal, such as making a purchase.
- Geofencing** The use of GPS or RFID technology to create a virtual geographic boundary, enabling software to trigger a response when a mobile device enters or leaves a particular area.
- Geofilter** A social media image overlay that can only be accessed within a specific area. Can be found on social media platforms like Snapchat, Instagram, and Facebook.
- Geotagging** Pieces of information that show the physical location of where something has been posted. Can be attached to a photo, status, or tweet on a social networking site.
- GIF** Graphics Interchange Format is a computer file in the form of a bitmap image that enables short loops of video to be transferred online easily in small file sizes.
- Global citizen** A person who identifies as part of a world community and works toward building the values and practices of that community.
- Goal** The defined action or series of events that visitors should perform on a website, or the purpose of the website.
- Google Ads** Google's PPC program, which allows advertisers to display their ads on relevant search results and across Google's content network.
- Google AdWords** Google's search advertising program, which allows advertisers to display their ads on relevant search results and across Google's content network.
- Graceful degradation** The use of both modern and antiquated web techniques and code to provide a safety net, or fallback, for users with older browsers and technologies.
- Handle** A public username used to identify individual users online, usually on social media, for example @RedAndYellowEd is the Twitter handle for Red & Yellow.
- Hard bounce** The failed delivery of email communication due to an undeviating reason like a non-existent address.
- Hashjacking** The use of a hashtag that diverts attention away from the conversation with which it was originally associated, subverting someone else's chat (a common practice with brand chats). To promote another product, or interest.
- Hashtag (#)** A type of metadata tag used on social media to label what content is about. Help users find posts related to their interests more easily.
- Heading tags** Standard elements used to define headings and subheadings on a web page. The number indicates the importance. H1 tags are viewed by spiders as being more important than H3 tags. Using target keywords in your H tags is essential for effective SEO.
- Heatmap** A data visualisation tool that shows levels of activity on a web page in different colours.
- Homepage** The first page of any website. Gives users a glimpse into what your site is about, similar to the index in a book or contents page in a magazine.
- HTML5** The most current iteration of the HTML (HyperText Markup Language) standard. Broad range of technologies that allow for rich media content and interaction on websites that do not require additional third-party plugins, allowing rich multimedia content to be displayed and easily viewed by users, computers and devices.
- Hyperlink** A link in an electronic document that allows you, once you click on it, to follow the link to the relevant web page.

HyperText Markup Language (HTML) A language read by web browsers. Certain HTML 'tags' are used to structure the information and features within a web page.

Hypothesis A supposition that is tested in relation to known facts; a proposition based on reason but not necessarily assumed to be true.

Impression Each time an advert is shown.

Influencer marketing A form of marketing where PR agencies and brands reach out to influencers to market their products for a price. This type of social media marketing uses endorsements and product mentions from influencers.

Influencer Usually a blogger or someone on social media with a large following, normally paid by brands to push content for them.

Information architecture The way data and content are organised, structured, and labelled to support usability.

Internal link A hyperlink on a website that points from one page to another on the same website/domain.

Internet of Things (IoT) The interconnection of computing devices embedded in everyday objects, enabling them to send and receive data via the internet.

Internet Protocol (IP) Address A unique number that is used to represent every single computer in a network.

Internet service provider (ISP) The company providing you access to the internet (e.g., MWEB, Verizon, AT&T).

JavaScript A high-level, dynamic programming language commonly used to create interactive effects within web browsers. Predominately a client-side language, only node.js is server-side.

Key performance indicator (KPI) A metric that shows whether an objective is being achieved.

Key phrase Two or more words that are combined to form a search query, often referred to as keywords.

Keyword/s Anything searched on a search engine, whether a single word or a phrase. Used in copy or posts to increase findability, discovery, and engagement.

Keyword frequency The number of times a keyword or key phrase appears on a website.

Keyword rankings Where keywords or phrases targeted by SEO rank in search engine results.

Keyword search A search that looks for documents that match the word or combination of words in a search engine.

Keyword stuffing The process of intentionally putting too many keywords into the metadata of the website or using many irrelevant keywords.

KPIs Key Performance Indicators.

Landing page The page a user reaches when clicking on a paid or organic search engine listing.

Lapsed Someone who is no longer a customer.

Lead A person who has shown interest in a brand, product, or service and could be converted into a customer.

Link A URL embedded on a web page. If you click on the link, you will be taken to that page.

Link bait A technique for creating content that is specifically designed to attract links from other web pages.

Listening lab A testing environment where the researcher observes how a customer uses a website or product.

Log file A text file created on the server each time a click takes place, capturing all activity on the website.

m-Commerce Mobile commerce, the use of wireless devices to conduct commercial transactions online.

Market share In strategic management and marketing, the percentage or proportion of the total available market or market segment being serviced by a company.

Mass customisation Tailoring content for many individuals. Metadata information that can be entered about a web page and the elements on it in order to provide context and relevant information to search engines.

Metadata Information about a web page and the elements on it that can be entered to provide context and relevant information to search engines.

Meta tags Tell search engine spiders exactly what a web page is about. Made up of meta titles, descriptions, and keywords.

Metric A defined unit of measurement.

Micro-conversion A small conversion in the path to a full conversion, such as going from step one to step two in a checkout process of four steps.

Micro-influencer An active social media user with a larger following than an average person's but smaller than a celebrity's following; predicted to have the biggest impact influencing opinions/decisions.

Mobile payments Payment services operated under financial regulation and performed from or via a mobile device, such as Venmo, Facebook Messenger, and WeChat Pay. Allow users to instantaneously send money to anyone they choose.

Model A strategic visual representation of a process that a company adheres to.

Multi-channel commerce An online purchase experience that involves multiple channels, such as social media, company websites, user reviews, in-store, traditional media, and apps.

Multivariate test Testing combinations of versions of the website to see which combination performs better.

Native mobile application A mobile application designed to run as a program on a specific device or mobile operating system.

- Navigation** How a web user interacts with the user interface to navigate through a website; the elements that assist in maximising usability and visual signposting so users never feel lost.
- Near Field Communication** Set of short-range wireless technologies, typically requiring a 4 cm distance or less to initiate a connection that allows users to transfer information between devices quickly, easily, and wirelessly; whether to pay for something, exchange business cards, download information, or share a research paper.
- Newsletter** A daily, or weekly or monthly newsletter that is sent out by bloggers or companies to promote their products or provide information.
- Non-Fungible Tokens** Unit of data stored on a digital ledger, called a blockchain, that certifies a digital asset to be unique and therefore not interchangeable. NFTs can be used to represent photos, videos, audio, and other types of digital files.
- Null hypothesis** The default or general position, usually where no difference is the hypothesis.
- Objective** A desired outcome of a digital marketing campaign.
- Observation/online ethnography** When researchers immerse themselves in a particular environment in order to gather insights.
- Omnichannel** Retailing strategy that delivers a seamless customer experience through all available shopping channels.
- Online reputation management (ORM)** Understanding and influencing the perception of an entity online.
- Open rate** The percentage of emails determined as opened out of the total number of emails sent.
- Open source** Software that makes the source code available so that other developers can improve on or build applications for the software.
- Opt-in** Giving permission for emails to be sent to you.
- Opt-out** Also known as unsubscribe. The act of removing oneself from a list or lists so that specified information is no longer received via email.
- Organic results** Also known as natural results. Search results served by the search engine's algorithm.
- Packaging** The process of reflecting the product's qualities and benefits in an appropriate and effective way through physical packaging.
- Page tag** A piece of JavaScript code embedded on a web page and executed by the browser.
- Paid, earned, and owned media** Paid media – content that requires payment in exchange for publishing; earned media – content that others publish about a business's brand at no cost; owned media – content that the brand publishes on platforms that it manages and controls.
- Paid media** Any marketing effort that involves a paid placement to broadcast your message to others. Includes pay per click (PPC) ads, branded content, display ads, and promoted/boosted posts.
- Paid search advertising** Usually refers to advertising on search engines, sometimes called pay-per-click or PPC advertising.
- Payment gateway** eCommerce service that processes online payment for purchases through online stores.
- Payment models** The various ways available to pay for ads online, such as CPC, CPE, and CPM.
- Pay per click (PPC)** Advertising where the advertiser pays only for each click on their advert, not for the opportunity for it to be seen or displayed.
- Persona** Character created to define a group of users in order to speak to them as though they were a unique user.
- Platform** A single social media network, such as Facebook, Instagram, or WeChat.
- Plug-in** Often referred to as a module or extension, a piece of third-party code that extends the functionality of a website.
- Podcasts** A digital audio file made available on the internet for downloading to a computer or mobile device, typically available as a series.
- Power editor** A bulk ads creation and management tool, typically used by larger Facebook advertisers or advertisers who want advanced features. A plugin that works with Google Chrome to provide precise control over campaigns.
- Primary research** The collection of data to present a new set of findings from original research.
- Product** An item sold by a brand.
- Programmatic** The use of automated technology or software to buy and sell digital advertising space as opposed to traditional methods of digital advertising.
- Progressive enhancement** The development of web technologies in a layered fashion, prioritising basic content and functionality for all web browsers, while allowing users with higher bandwidth or browsers access to an enhanced version of the page.
- Promoted content** Posts that extend its reach via paid-for advertising/promotion.
- Promoted posts** Paid for post, photo, video and/or offer that will appear higher in news feeds so that more users will see the post. The cost depends on the number of users you want to reach.
- Proprietary software** Any software that one or more intellectual property holders own and licence to others in exchange for compensation, subject to certain restrictions. Licensees may not be able to change, share, sell, or reverse-engineer the software.

- Prospect** A potential customer.
- Prototype** Interactive wireframes, usually of a higher fidelity, that have been linked together like a website, so that they can be navigated through by clicking and scrolling.
- Public relations (PR)** The process of creating a positive impression of the brand and its activities among the general public.
- QR code** A machine-readable code, similar to a bar code, that stores URLs or other information for reading by the camera on a smartphone. Generally used for mobile payments, digital coupons, or links to websites or social media sites.
- Qualitative data** Data that can be observed but not measured. Deals with descriptions.
- Quality score (QS)** A measure used by Google Ads to indicate how relevant a keyword is to an ad text and to a user's search query.
- Quantitative data** Data that can be measured or defined. Deals with numbers.
- Ratio** An interpretation of data captured, usually one metric divided by another.
- Referrer** The site a user has left after clicking on a link to another site. Most browsers log the referrer's URL in referrer strings. This information is vital in determining which queries are being used to find specific sites.
- Remarketing** The practice where customers who are interested in certain products and services are targeted again, across the web.
- Research community** A community set up with the intention of being a source for research.
- Research methodology** Methods employed in research to reach results.
- Responsive design** A design approach that enables a website display to change depending on the size of the viewport or screen, regardless of the device on which it is displayed.
- Responsive web design** Responsiveness uses CSS media queries to change styles based on the target device, such as display type, width, height, etc. Only one of these is necessary for the site to adapt to different screens.
- Return on investment (ROI)** The ratio of cost to profit.
- Robots.txt** A file written and stored in the root directory of a website that restricts the search engine spiders from indexing certain pages of the website.
- Sales** When a company enters into a direct commercial transaction with customers.
- Sample size** The number of respondents in a sample of the population.
- Search engine optimisation (SEO)** The process of improving website rankings on search engine results pages.
- Search engine results page (SERP)** The actual results returned to the user based on a search query.
- Search engine spiders** Programs that travel the web, following links and building up the indexes of search engines.
- Search term** The keywords a user enters when searching on a search engine.
- Secondary research** The collection of existing research data.
- Segmentation** Filtering visitors into distinct groups, based on characteristics to analyse visits.
- Sender alias** The name that is chosen to appear in the sender or 'from' field of an email.
- Sender ID** A method used by major ISPs to confirm that an email does originate from the domain that it claims to have been sent from.
- Sentiment** The emotion attached to a particular mention, which is positive, negative, or neutral.
- Server-side** Scripts that run on a server, as opposed to a user's browser.
- Short Message Service (SMS)** Electronic messages sent on a cellular network.
- Single-page checkout** An approach to ecommerce website design in which the entire checkout process is completed using a single form on a page.
- Sitemap** On a website, a page that links to every other page in the website and displays these links organised according to the information hierarchy. In UX terminology, the visualised structural plan for how the website's pages will be laid out and organised.
- SMART objectives** Specific – clear and detailed, rather than vague and general; Measurable – measurable to gauge whether the desired outcomes are attained; Attainable – something that is possible for the brand to achieve, based on available resources; Realistic – sensible and based on data and trends; Time-bound – linked to a specific timeframe.
- Social bookmarking** Saving or tagging a website page with a browser-based tool so that you can easily visit it again later. Rather than saving social media posts to your browser bookmarks, you can use different platform features to bookmark posts.
- Social commerce** Subset of ecommerce that involves social media, and online media that supports social interaction, where user contributions assist in online trade of products.
- Social media dashboard** A service that allows you to centralise management of your social media properties.
- Social media ROI** The return on investment on social media.
- Social network** A network of social interactions and personal relationships on a dedicated website or platform that enables users to communicate with each other by posting information, comments, messages, images, etc. around a shared interest or goal.
- Soft bounce** The failed delivery of an email due to a deviating reason like an overloaded email inbox or a server failure.

- Spam** Email sent to someone who has not requested or given authorisation to receive it.
- Split test** Also known as an A/B test, for improving website metrics.
- Stakeholder** A person or organisation with an interest in how a resource is managed.
- Statistically significant** A sample that is big enough to represent valid conclusions.
- Story** A narrative that incorporates the feelings and facts created by your brand, intended to inspire an emotional reaction.
- Storytelling** Writing and sharing a story that represents a relatable experience that will interest, connect, and/or engage the target audience.
- Strategy** A set of ideas that outline how a product or brand will be positioned and achieve its objectives. Guides decisions on how to create, distribute, promote, and price the product or service.
- Tactic** A specific action or method that contributes to achieving a goal.
- Tagging** Linking a social media user, whether an individual, business, or any entity, to a social profile by mentioning them in a post or comment. Also, a keyword or phrase that groups a piece of content together under a specific theme.
- Target** A specific numeric benchmark.
- Targeting options** The options available to make sure that ads reach the right users at the right time.
- Targets** The goals, focus areas, or intentions of something that is set to be achieved.
- The blue tick (or badge)** Represents a verified social media account usually marked by a blue checkmark symbol which has become a symbol of online clout and credibility. Seen next to a verified user on social media channels and is typically reserved for big celebrities, influencers, journalists, and big companies. On WhatsApp, the blue tick lets the sender know if the receiver has read the message or not.
- Thumbnail** The small, still image that is shown at the start of the video. This can be selected and can make a video more enticing.
- Tone of voice** The register, formality, and personality that comes through in the text.
- Tracking code** A piece of code that tracks a user's interaction and movement through a website.
- Tracking** Measuring the effectiveness of a campaign by collecting and evaluating statistics.
- Tracking pixel** A 1x1 pixel graphic used to track user behaviour, site conversions, web traffic, and other metrics similar to a cookie. Usually hidden and embedded in everything from banner ads to emails. In line with privacy regulations and laws, consent is required to use tracking pixels.
- Traditional media** Media that is not digitally based or bought through digital metrics; include TV, print, radio, magazine, activation, and out of home (billboards).
- Trend** A subject or topic that experiences a surge in popularity on one or more social media platforms for a limited duration of time.
- Tribe** A social group linked by a shared belief or interest.
- Types of media** Different forms of general communication channels used for broad reach, which involves the use of content and a device through which content is delivered.
- Unique forwarders** Refers to the number of individuals who forwarded a specific email on.
- Unique selling point (USP)** The aspect that makes your offering different from that of your competitors.
- Universal ID** A single identifier that recognises the user in the digital marketing ecosystem and allows the information associated with the user to be passed onto approved partners in the supply chain.
- Universal resource locator (URL)** A web address that is unique to every page on the internet.
- Urchin Tracking Module (UTM)** A simple code that can be attached to a custom URL to track a source, medium, and campaign name that tells you where searchers came from and which campaign directed them to you. If copywriters are required to add links to SEO articles or social media posts, they will need to UTM the links before shortening them.
- URL Shortener** A web tool that creates a shorter version of a full URL.
- Usability** A measure of how easy a system is to use.
- User-centred design (UCD)** The design philosophy where designers identify how a product is likely to be used, taking user behaviour into consideration and prioritising user wants and needs. Places the user at the centre of the entire experience.
- User experience design (UXD)** The process of applying proven principles, techniques, and features to create and optimise how a system behaves, mapping out all the touchpoints a user experiences to create consistency in the interaction with the brand.
- User interface (UI)** The user-facing part of the tool or platform, i.e. the actual website, application, hardware, or tool with which the user interacts.
- Video cards** Calls to action that pop up during a video and entice certain actions from viewers. Replaced annotations in 2017.
- Video or virtual conferencing** An online meeting where two or more people connect on a live audio-visual call. With a strong internet connection, the participants can see, hear, and talk to each other in real time, no matter where in the world they are.



- Video search engine optimisation (VSEO)** Optimising videos for search engines, similar to the way in which one would optimise a website to rank higher on the SERPs.
- Video syndication** The process of distributing and getting search coverage for videos.
- Views** The number of times a video has been seen. Multiple views can come from one user.
- Viral video** A video that becomes immensely popular, leading to its spread through word of mouth on the internet via email, sharing on social networks, and other hosting websites.
- Viral** When a piece of content becomes incredibly popular in just a matter of hours or days after being published. Circulates rapidly and widely amongst internet users.
- Virtual Assistant (VA)** An application that understands voice commands and completes tasks for a user. Can be deployed as virtual personal assistants, virtual customer assistants, and virtual employee assistants. Popular virtual assistants currently include Amazon Alexa, Apple's Siri, Google Assistant, and Microsoft's Cortana.
- Virtual Reality (VR)** A technology that allows a user to carry out actions in a digital environment, yet feel as if they are immersed in a physical environment, allowing a person to experience and manipulate the environment as if it were the real world.
- Visitor** An individual visiting a website that is not a search engine spider or a script.
- VLOG** Video blog post that uses video to stream content on sites such as YouTube, YouTube Shorts, SnapChat and Twitch, among others.
- Vlogger** Video blogger. A person who produces regular web videos about a chosen topic on a video-enabled blog.
- W3C standards** A common approach to development that focuses on accessibility and standardisation, overseen by the World Wide Web Consortium (W3C).
- Web analytics** A software tool that tracks, analyses and reports data to measure web activity.
- Web application framework** Software used to help create dynamic web properties more quickly. This is done through access to libraries of code for specific language/s and other automated or simplified processes that don't need to be coded from scratch.
- Web browser** What allows you to browse the web (e.g., Chrome, Firefox, Microsoft Edge, and OperaMini).
- Web server** A computer or program that delivers web content to be viewed on the internet.
- White list** A list of accepted email addresses that an ISP, a subscriber, or other email service provider allows to deliver messages, regardless of spam filter settings.
- Wireframe** The skeletal outline of the layout of a web page. This can be rough and general, or very detailed.
- XML sitemap** A guide that search engines use to help them index a website, which indicates how many pages there are, how often they are updated, and how important they are.